

**PROSPECTUS**

**8,951,111 Shares**  
  
**Common Stock**

---

This is the initial public offering of shares of common stock of Outset Medical, Inc. We are selling 8,951,111 shares of our common stock.

The initial public offering price of our common stock is \$27.00 per share. Prior to this offering, there has been no public market for our shares. We have been approved to list our common stock on The Nasdaq Global Select Market under the symbol “OM.”

We are an “emerging growth company” under the federal securities laws and are subject to reduced public company disclosure standards. See “Prospectus Summary—Implications of Being an Emerging Growth Company.”

Investing in our common stock involves risks that are described in the “[Risk Factors](#)” section beginning on page 13 of this prospectus.

---

	<u>Per share</u>	<u>Total</u>
Initial public offering price	\$ 27.00	\$ 241,679,997
Underwriting discount(1)	\$ 1.89	\$ 16,917,600
Proceeds, before expenses, to us	\$ 25.110	\$ 224,762,397

(1) We refer you to “[Underwriting](#)” beginning on page 187 for additional information regarding underwriting compensation.

The underwriters may also exercise their option to purchase up to an additional 1,342,666 shares from us, at the public offering price, less underwriting discount, for 30 days after the date of this prospectus.

Neither the Securities and Exchange Commission, any state securities commission nor any other regulatory body has approved or disapproved of these securities or determined if this prospectus is truthful or complete. Any representation to the contrary is a criminal offense.

The shares will be ready for delivery on or about September 17, 2020.

---

**BofA Securities**

**Morgan Stanley**

**Goldman Sachs & Co. LLC**

**SVB Leerink**

**Stifel**

---

The date of this prospectus is September 14, 2020

# Meet Tablo.





**Better  
begins  
now.**



TABLE OF CONTENTS

	<u>Page</u>
<a href="#">Prospectus Summary</a>	1
<a href="#">Risk Factors</a>	13
<a href="#">Cautionary Note Regarding Forward-Looking Statements</a>	64
<a href="#">Market, Industry and Other Data</a>	66
<a href="#">Use of Proceeds</a>	67
<a href="#">Dividend Policy</a>	68
<a href="#">Capitalization</a>	69
<a href="#">Dilution</a>	72
<a href="#">Selected Financial and Other Data</a>	74
<a href="#">Management's Discussion and Analysis of Financial Condition and Results of Operations</a>	76
<a href="#">Business</a>	96
<a href="#">Management</a>	142
<a href="#">Executive Compensation</a>	152
<a href="#">Certain Relationships and Related Party Transactions</a>	164
<a href="#">Principal Stockholders</a>	168
<a href="#">Description of Capital Stock</a>	172
<a href="#">Shares Eligible for Future Sale</a>	179
<a href="#">Material U.S. Federal Income Tax Consequences to Non-U.S. Holders of Our Common Stock</a>	183
<a href="#">Underwriting</a>	187
<a href="#">Legal Matters</a>	195
<a href="#">Experts</a>	195
<a href="#">Where You Can Find Additional Information</a>	195
<a href="#">Index to Financial Statements</a>	F-1

**You should rely only on the information contained in this document or to which we have referred you. Neither we nor any of the underwriters has authorized anyone to provide you with information that is different. This document may only be used in jurisdictions where it is legal to sell these securities. The information in this document may only be accurate as of the date of this document or such other date set forth in this document, regardless of the time of delivery of this prospectus or of any sale of shares of our common stock, and the information in any free writing prospectus that we may provide you in connection with this offering is accurate only as of the date of that free writing prospectus. Our business, financial condition, results of operations and future growth prospects may have changed since those dates.**

Through and including October 9, 2020 (the 25th day after the date of this prospectus), all dealers effecting transactions in the Common Stock, whether or not participating in this offering, may be required to deliver a prospectus. This delivery requirement is in addition to a dealer's obligation to deliver a prospectus when acting as an underwriter and with respect to an unsold allotment or subscription.

**For investors outside the United States:** Neither we, nor the underwriters have done anything that would permit this offering or possession or distribution of this prospectus in any jurisdiction where action for that purpose is required, other than in the United States. Persons outside the United States who come into possession of this prospectus must inform themselves about, and observe any restrictions relating to, the offering of the common stock and the distribution of this prospectus outside of the United States.

## PROSPECTUS SUMMARY

*This summary highlights selected information contained elsewhere in this prospectus. This summary does not contain all of the information you should consider before buying shares in this offering. Therefore, you should read this entire prospectus carefully, including the sections titled “Risk Factors,” “Management’s Discussion and Analysis of Financial Condition and Results of Operations” and our financial statements and the related notes included elsewhere in this prospectus, before deciding whether to purchase our common stock. Unless the context requires otherwise, the words “we,” “us,” “our,” “Outset” and “the Company” refer to Outset Medical, Inc.*

### Overview

Outset is a rapidly growing medical technology company pioneering a first-of-its-kind technology to reduce the cost and complexity of dialysis. We believe the Tablo Hemodialysis System (Tablo) represents a significant technological advancement enabling novel, transformational dialysis care in acute and home settings. We designed Tablo from the ground up to be a single enterprise solution that can be utilized across the continuum of care, allowing dialysis to be delivered anytime, anywhere and by anyone.

Our technology is designed to elevate the dialysis experience for patients, and help providers overcome traditional care delivery challenges. Requiring only an electrical outlet and tap water to operate, Tablo frees patients and providers from the burdensome infrastructure required to operate traditional dialysis machines. The integration of water purification and on-demand dialysate production enables Tablo to serve as a dialysis clinic on wheels and allows providers to standardize to a single technology platform from the hospital to the home. Tablo is also intelligent and connected, with automated documentation and the ability to integrate with electronic medical record reporting, along with streamlined remote machine management to maximize device uptime. We have generated meaningful evidence to demonstrate that providers can realize significant operational efficiencies, including reducing the cost of their dialysis programs by up to 80% in the intensive care unit (ICU). In addition, Tablo has been shown to deliver robust clinical care. In studies and surveys we have conducted, patients have reported experiencing fewer symptoms and better quality sleep while on Tablo. We believe Tablo empowers patients, who have traditionally been passive recipients of care, to regain agency and ownership of their treatment. Tablo is currently cleared by the United States Food and Drug Administration (FDA) for use in the hospital, clinic or home setting.

In the United States, dialysis is a large, expensive sector of healthcare that has seen little technology innovation in the last 30 years. We estimate annual spending on dialysis in the United States is approximately \$74 billion of which an estimated \$44 billion is Medicare spending. Kidney failure affects a large and growing number of individuals; we estimate kidney failure will affect approximately 810,000 people in the United States alone in 2020. We expect multiple pre-existing conditions and demographic factors such as diabetes, hypertension, obesity and an aging population to drive the prevalence of kidney failure to one million individuals by 2030. Kidney failure can be temporary and occur spontaneously due to an underlying medical condition, as is the case in acute kidney injury (AKI), or can worsen gradually over time, as is the case in chronic kidney disease (CKD), which may result in end-stage renal disease (ESRD). Approximately 40% of ESRD patients begin their dialysis journey in a chronic setting, either in a dialysis clinic or at home, and approximately 60% of dialysis patients “crash” into dialysis, meaning they have little to no clinical care in advance.

Kidney failure is commonly managed with hemodialysis, a procedure by which waste products and excess fluid are directly removed from a patient’s blood using an external dialysis machine. ESRD patients require complex management and the cost burden of administering dialysis is significant. Hemodialysis can be performed in multiple care settings, including the hospital, outpatient clinic or the patient’s home. Typically, different types of dialysis machines are used in different care settings and for different clinical needs. Tablo is an enterprise dialysis solution that allows providers to standardize to a single technology platform.

Driving adoption of Tablo in the acute setting has been our primary focus to date. We have invested in growing our economic and clinical evidence, and built a veteran sales and clinical support team with significant expertise, along with a comprehensive training and customer experience program. Our experience in the acute market has demonstrated Tablo's clinical flexibility and operational versatility, while also delivering meaningful cost savings to the providers. We believe that the COVID-19 pandemic has highlighted the limitations of traditional machines and the benefits of Tablo, which has driven an increase in demand.

Tablo was initially cleared by the FDA for use in an acute or chronic care facility in September 2014. Subsequently, on March 31, 2020, Tablo was cleared by the FDA for patient use in the home, and we are in the early stages of commercializing in the home market.

Our total revenue grew from \$2.0 million for the year ended December 31, 2018 to \$15.1 million for the year ended December 31, 2019, and from \$5.4 million for the six months ended June 30, 2019 to \$18.9 million for the six months ended June 30, 2020. For the years ended December 31, 2018 and 2019, we incurred net losses of \$49.8 million and \$68.3 million, respectively, and for the six months ended June 30, 2019 and 2020, we incurred net losses of \$33.5 million and \$47.2 million, respectively.

### **Our Market Opportunity**

We estimate that annual spending on dialysis in the United States is approximately \$74 billion of which an estimated \$44 billion is Medicare spending. In 2017, Medicare spending on dialysis accounted for 7% of the total Medicare budget despite ESRD patients only representing 1% of the Medicare population. Dialysis is performed in the acute care setting, which includes hospitals and sub-acute facilities, an outpatient dialysis clinic or the patient's home based on the patient's condition and preference.

To date, we have focused primarily on the acute care setting, which we estimate represents a total addressable market opportunity in the United States for Tablo of approximately \$2.2 billion. We are expanding our focus to the home setting, which we estimate represents a total addressable market opportunity of approximately \$8.9 billion. As a result of an aging population and the growing incidence of diabetes, hypertension, and obesity, based on historical rates of growth, we estimate the ESRD patient population will grow 30% over the next ten years, thereby increasing our opportunity across both settings.

The majority of ESRD patients are treated in outpatient facilities. However, recently, several factors including the COVID-19 pandemic, changing patient preferences, government initiatives, and reimbursement changes are supporting a long-anticipated shift toward home dialysis. We believe the benefits of our Tablo system are well positioned to address the shortcomings in the acute market and to help accelerate this shift to home-based hemodialysis therapy.

### **Limitations of Traditional Machines**

Traditional hemodialysis machines are burdensome to use and require connection to an industrial water treatment room to operate. In settings where large water treatment rooms are unavailable, as is often the case in hospitals, traditional machines must be connected to an additional piece of equipment that purifies water for dialysis and feeds it into the hemodialysis machine. Because the design of traditional dialysis machines has changed little in the last 30 years, the set-up and management process is mostly manual, and is burdensome for users to master.

Dialysis machines available in the home also have seen minimal innovation. Most patients using the incumbent home machine are required to spend 16 to 24 hours per week manually making dialysate in advance of their treatments using a separate machine. In addition, patients are required to dialyze more frequently than

they do in dialysis clinics due to limitations with the incumbent device. Lastly, set-up and take-down are manual, requiring users to memorize dozens of steps, making training difficult and lengthy.

## Our Solution

We designed Tablo from the ground up to be a single enterprise solution that can be utilized across the continuum of care, allowing dialysis to be delivered anytime, anywhere and by anyone. Unlike existing hemodialysis machines, which have limited clinical versatility across care settings and are generally burdened by specialized and expensive infrastructure, Tablo is a single enterprise solution that can be seamlessly utilized across different care settings and for multiple clinical needs.

The Tablo System is comprised of:

- ***Tablo Console***: A compact console with integrated water purification, on-demand dialysate production and a simple-to-use touchscreen interface.
- ***Tablo Cartridge***: A proprietary, disposable single-use pre-strung cartridge that easily clicks into place, minimizing steps, touch points and connections.
- ***Tablo Connectivity and Data Ecosystem***: With Tablo, we are bringing data to dialysis. Tablo is built to live in a connected setting with cloud-based system monitoring, patient analytics and clinical recordkeeping.

We believe that Tablo's unique individual features combine to provide a significantly differentiated hemodialysis solution, offering the following benefits:

- ***Simplicity***: Tablo's intuitive touchscreen interface makes it easy to learn and use, guiding users through treatment from start to finish using step-by-step instructions with simple words and animation.
- ***Clinical Flexibility***: Tablo can accommodate a wide range of treatment modalities, durations and flow rates, allowing for broad clinical applications.
- ***Operational Versatility***: Tablo is an all-in-one device with integrated water purification and on-demand dialysate production, eliminating the need for industrial water treatment rooms required to operate traditional hemodialysis machines. Tablo's independence from this infrastructure enables bedside dialysis in the acute setting, saving the time and expense of transporting patients elsewhere for dialysis.
- ***Progressive Intelligence***: Tablo's two-way wireless connectivity and data analytics provide the ability to continuously activate new capabilities and enhancements through wireless software updates, while also enabling predictive preventative maintenance to maximize machine uptime.

## What Sets Us Apart

At Outset, we are reimagining the future of dialysis. Our culture of innovation and design permeates all aspects of our organization and informs our approach to transforming the experience of dialysis. We are focused on changing a historically stagnant space, driving widespread adoption of our new technology, and delivering on the promise of improved experience for patients while also creating cost-reducing value for healthcare providers. We believe the following strengths sets us apart:

- **First-of-its kind enterprise dialysis solution, offering significant advantages over traditional machines.** Tablo is the first and only fully integrated hemodialysis system that can be used to

deliver treatment across all care settings from the ICU to home. Tablo provides real time water purification and dialysate production, eliminating the need for industrial water treatment room infrastructure. Tablo simplifies training and operation through advanced software, sensor technology and a consumer-friendly touchscreen design, enabling ease of use.

- **Tablo's unique features offer a compelling value proposition across both acute and home settings.** In the acute care setting, Tablo lowers the cost of dialysis by up to 80% in the ICU by reducing treatment supplies cost and enabling labor cost reduction. Tablo also reduces complexity by eliminating the need for multiple dialysis machines and by streamlining documentation and compliance. For providers offering home dialysis, Tablo offers a new level of operational simplicity aimed at improving patient adoption, experience, retention and the economics of home hemodialysis.
- **Our early and continued investment in software, data science and machine learning.** We have constructed a powerful, two-way, wireless data ecosystem around Tablo that delivers significant value to our healthcare customers while enabling the Company to efficiently scale. We have highly experienced software, data science and machine learning engineers who deliver cutting-edge solutions.
- **Dialysis is a large recession-proof market, supporting our recurring revenue model.** Dialysis is a highly predictable life-sustaining therapy with established reimbursement. Dialysis patients must receive dialysis at least three times per week, 52 weeks per year. We have high visibility into the utilization and maintenance of each Tablo unit. Additionally, customers purchase an annual service agreement which also provides an associated recurring revenue stream.
- **Our sales organization advantages us in executing our strategy.** Our commercial leadership team has experience scaling high growth medical technology companies. We believe the profile and strong track record of our capital and clinical sales teams set us apart from other dialysis equipment manufacturers with specific skills and competencies to drive Tablo adoption top-down through C-suite buy-in and bottom-up through clinical staff support, respectively.
- **An invention mindset that permeates our design and execution.** Within Outset, we take a crowd-sourcing approach to problem-solving in order to leverage our diversity of thinking and collective creativity. This invention mindset informs one of our core competencies—hardware and software design. We believe in the power of a single hardware platform with software used to fuel continuous upgrades and improvements.

#### **Growth Strategies**

We intend to continue building a high growth business that is sustainable, predictable and profitable over time. In order to achieve this goal, we plan to employ the following strategies:

- **Further penetrate the acute care market through new customer acquisition and current customer fleet expansion.** We plan to broaden our installed base by continuing to target Integrated Delivery Networks (IDNs) and health systems, Veteran Affairs (VA) and sub-acute long-term acute care hospital (LTACH) and skilled nursing facility (SNF) providers. In addition, we plan to focus on driving utilization and fleet expansion with existing customers. We plan to do so by providing exceptional user experience through our commercial team and continuously releasing product enhancements that amplify Tablo's operational simplicity and clinical versatility.



- **Expand within the home dialysis market with a two-pronged approach to long-term scalable growth.** We are partnering with health systems and innovative dialysis clinic providers who are motivated to grow their home hemodialysis population, and who share our vision of creating a seamless and supported transition to the home. We will also invest in market development over the longer term to expand the home hemodialysis market itself.
- **Leverage the emergence of transitional care units to expand the market for home dialysis and the demand for Tablo.** Located within existing healthcare facilities, such as hospitals or clinics, or built as stand-alone centers, transitional care units (TCUs) are specifically designed to transition patients to home dialysis. Tablo is uniquely suited for use in small-footprint TCUs because it does not require industrial water treatment rooms to operate. Tablo's flexibility enables patients to transition home on the same device as used in the TCU. We believe the use of TCUs will grow, serving both to increase Tablo's market share and expand the size of the home dialysis market itself.
- **Maintain and widen our technology leadership position.** We intend to capitalize on two of our key strengths—an invention mindset and rapid product development cycles—in order to continuously deliver new product enhancements to patients, providers and clinicians. Our product enhancements will focus on (1) simplicity and ease of use; (2) operational cost reduction; and (3) clinical versatility.
- **Drive to expand gross margins.** We are executing a well-defined, three-pronged strategy to expand gross margins. First, we are insourcing our console manufacturing to lower console cost. Second, we are adding a second-source contract manufacturer for our cartridges to gain higher efficiency and lower material cost. Third, we will continue to utilize our cloud-based data system, as well as enhanced product performance, to drive down the cost of service.

#### **Summary of Risk Factors**

Our business is subject to numerous risks and uncertainties, including those highlighted in the section titled "Risk Factors" immediately following this prospectus summary. These risks include, without limitation, the following:

- We have a history of net losses, and we expect to continue to incur losses for the foreseeable future. If we ever achieve profitability, we may not be able to sustain it.
- We may not be able to sufficiently reduce costs in the manufacturing and production of the Tablo system to achieve sustainable gross margins.
- The commercial success of Tablo will depend upon attaining significant market acceptance among providers and patients.
- We currently derive substantially all of our revenue from the sale of Tablo and associated consumables and are therefore highly dependent on Tablo for our success.
- Our ability to generate revenue from home-based dialysis is subject to certain risks and uncertainties, including around the adoption of Tablo in the home setting.
- We depend upon third-party suppliers, including contract manufacturers and single source suppliers, making us vulnerable to supply problems and price fluctuations.

- We may experience manufacturing disruptions.
- We need to ensure strong product performance and reliability to maintain and grow our business.
- A pandemic, epidemic or outbreak of an infectious disease in the United States or worldwide, including the outbreak of the novel strain of coronavirus disease, COVID-19, could adversely affect our business.
- If we are unable to continue to innovate and improve Tablo, we could lose customers or market share.
- We face competition from many sources, including larger companies, and we may be unable to compete successfully.
- We may face additional costs, loss of revenue, significant liabilities, harm to our brand, decreased use of our platform and business disruption if there are any security or data privacy breaches or other unauthorized or improper access.

#### **Corporate Information**

We were incorporated in the state of Delaware in 2003 under the name Home Dialysis Plus, Ltd. We changed our name to Outset Medical, Inc. in 2015. Our principal executive offices are located at 3052 Orchard Drive, San Jose, California 95134, and our telephone number is (669) 231-8200. Our website address is [www.outsetmedical.com](http://www.outsetmedical.com). Information contained on, or that can be accessed through, our website is not incorporated by reference into this prospectus, and you should not consider information on our website to be part of this prospectus.

We have proprietary rights to trademarks, trade names and service marks appearing in this prospectus that are important to our business. Solely for convenience, the trademarks, service marks, logos and trade names referred to in this prospectus are without the ® and ™ symbols, but such references are not intended to indicate that we will not assert our rights or the rights of the applicable licensors in these trademarks, service marks and trade names. All trademarks, trade names and service marks appearing in this prospectus are the property of their respective owners.

#### **Implications of Being an Emerging Growth Company**

The Jumpstart Our Business Startups Act (the JOBS Act) was enacted in April 2012 with the intention of encouraging capital formation in the United States and reducing the regulatory burden on newly public companies that qualify as emerging growth companies. We are an “emerging growth company” within the meaning of the JOBS Act. We may take advantage of certain exemptions from various public reporting requirements, including the requirement that we provide more than two years of audited financial statements and related management’s discussion and analysis of financial condition and results of operations, and that our internal control over financial reporting be audited by our independent registered public accounting firm pursuant to Section 404 of the Sarbanes-Oxley Act of 2002 (the Sarbanes-Oxley Act). In addition, the JOBS Act provides that an “emerging growth company” can delay adopting new or revised accounting standards until those standards apply to private companies. We intend to take advantage of these exemptions until we are no longer an emerging growth company. We have elected to use the extended transition period to enable us to comply with new or revised accounting standards that have different effective dates for public and private companies until the earlier of the date we (1) are no longer an emerging growth company and (2) affirmatively and irrevocably opt

out of the extended transition period provided in the JOBS Act. As a result, our financial statements may not be comparable to companies that comply with new or revised accounting pronouncements as of public company effective dates.

We will cease to be an emerging growth company upon the earliest of (1) the end of the fiscal year following the fifth anniversary of this offering; (2) the last day of the fiscal year during which our annual gross revenues are \$1.07 billion or more; (3) the date on which we have, during the previous three-year period, issued more than \$1.0 billion in non-convertible debt securities; and (4) the end of any fiscal year in which the market value of our common stock held by non-affiliates exceeded \$700.0 million as of the end of the second quarter of that fiscal year.

See the section titled “Risk Factors—Risks Related to This Offering and Ownership of Our Common Stock—We are an “emerging growth company”, and any decision on our part to comply only with certain reduced reporting and disclosure requirements applicable to emerging growth companies could make our common stock less attractive to investors.”

## THE OFFERING

Common stock offered by us	8,951,111 shares
Common stock to be outstanding after this offering	40,985,628 shares (or 42,328,294 shares if the underwriters exercise their option to purchase additional shares in full)
Option to purchase additional shares	We have granted the underwriters a 30-day option to purchase up to 1,342,666 additional shares of our common stock at the public offering price less estimated underwriting discounts and commissions.
Use of proceeds	<p>We estimate that the net proceeds to us from the sale of the shares of common stock offered by us will be approximately \$221.1 million or approximately \$254.8 million if the underwriters' option to purchase additional shares is exercised in full, at the initial public offering price of \$27.00 per share, after deducting estimated underwriting discounts and commissions and estimated offering expenses payable by us.</p> <p>We intend to use the net proceeds from this offering to expand our sales and support organization, for research and development, to provide working capital and for other general corporate purposes. See section titled "Use of Proceeds" for additional information.</p>
Nasdaq Global Select Market trading symbol	"OM"
Risk factors	Investing in our common stock involves a high degree of risk. See the section titled "Risk Factors" beginning on page 14 and other information included in this prospectus for a discussion of factors you should carefully consider before deciding to invest in our common stock.
Reserved share program	At our request, the underwriters have reserved for sale, at the initial public offering price, up to 5% of the shares offered by this prospectus to some of our directors, officers, employees and related persons through a reserved share program. If these persons purchase reserved shares, this will reduce the number of shares available for sale to the general public. Any reserved shares that are not so purchased will be offered by the underwriters to the general public on the same terms as the other shares offered by this prospectus. Shares purchased by our directors and officers in the reserved share program will be subject to lock-up restrictions described in this prospectus. See the section titled "Underwriting—Reserved Share Program" for additional information.

The number of shares of common stock that will be outstanding after this offering is based on 32,034,517 shares of our common stock outstanding as of June 30, 2020 and excludes:

- 5,008,777 shares of our common stock issuable upon the exercise of options outstanding as of June 30, 2020, with a weighted-average exercise price of \$5.25 per share;
- 73,869 shares of our common stock issuable upon the exercise of options granted subsequent to June 30, 2020, with a weighted-average exercise price of \$12.00 per share;
- 62,795 shares of our common stock issuable upon the exercise of outstanding Series A redeemable convertible preferred stock warrants, with a weighted-average exercise price of \$7.96 per share;
- 3,665,167 shares of our common stock reserved for future issuance under our 2020 Equity Incentive Plan (2020 Plan), which will become effective immediately prior to the completion of this offering, as well as any automatic increases in the number of shares of our common stock reserved for future issuance pursuant to this plan; and
- 687,218 shares of our common stock reserved for future issuance under our 2020 Employee Stock Purchase Plan (ESPP), which will become effective immediately prior to the completion of this offering, as well as any shares of common stock that may be issued pursuant to provisions in our ESPP that automatically increase the number of shares of our common stock reserve under the ESPP.

Unless otherwise indicated, all information in this prospectus assumes:

- a 1-for-7.9 reverse stock split of our common stock, which became effective September 8, 2020;
- conversion of all of our redeemable convertible preferred stock into an aggregate of 25,957,884 shares of common stock;
- the automatic conversion of outstanding warrants to purchase (1) 500,000 shares of our Series A redeemable convertible preferred stock and (2) 15,325 shares of our common stock, into warrants to purchase 62,795 shares of our common stock upon the completion of this offering;
- the net exercise of outstanding warrants to purchase 2,175,959 shares of our Series B redeemable convertible preferred stock immediately prior to the completion of this offering that would otherwise expire upon completion of this offering, with an exercise price of \$2.2674 per share, which will result in the issuance of 65,165 shares of our common stock at the initial public offering price of \$27.00 per share;
- the cash exercise of outstanding warrants to purchase 1,654,461 shares of our Series C redeemable convertible preferred stock immediately prior to the completion of this offering that would otherwise expire upon completion of this offering, with an exercise price of \$2.5915 per share, which will result in the issuance of 209,425 shares of our common stock;
- no issuance or exercise of outstanding options or warrants;
- the filing and effectiveness of our amended and restated certificate of incorporation in Delaware and the effectiveness of our amended and restated bylaws, which will each occur immediately prior to the completion of this offering; and
- no exercise by the underwriters of their option to purchase up to an additional 1,342,666 shares of our common stock.

## SUMMARY FINANCIAL DATA

The following tables summarize our financial data. The summary statements of operations data for the years ended December 31, 2018 and 2019 are derived from our audited financial statements included elsewhere in this prospectus. The summary statements of operations data for the six months ended June 30, 2019 and 2020 and the summary balance sheet data as of June 30, 2020 are derived from our unaudited interim condensed financial statements included elsewhere in this prospectus. We have prepared the unaudited interim condensed financial statements on the same basis as the audited financial statements. We have included, in our opinion, all adjustments, consisting only of normal recurring adjustments that we consider necessary for a fair presentation of the financial information set forth in those unaudited interim condensed financial statements. You should read the following summary financial data together with the section titled “Management’s Discussion and Analysis of Financial Condition and Results of Operations” and our financial statements and the related notes included elsewhere in this prospectus. Our historical results are not necessarily indicative of the results that may be expected in the future, and our interim results are not necessarily indicative of the results to be expected for the full year or any other period.

	<u>Years Ended December 31,</u>		<u>Six Months Ended June 30,</u>	
	<u>2018</u>	<u>2019</u>	<u>2019</u>	<u>2020</u>
	(unaudited)			
	(in thousands, except share and per share amount)			
<b>Statements of Operations Data:</b>				
<b>Revenue:</b>				
Product revenue	\$ 1,749	\$ 13,750	\$ 5,092	\$ 15,623
Service and other revenue	258	1,328	271	3,309
Total revenue	<u>2,007</u>	<u>15,078</u>	<u>5,363</u>	<u>18,932</u>
<b>Cost of revenue:</b>				
Cost of product revenue	7,806	27,164	12,600	24,853
Cost of service and other revenue	316	5,716	2,491	2,407
Total cost of revenue	<u>8,122</u>	<u>32,880</u>	<u>15,091</u>	<u>27,260</u>
Gross profit	<u>(6,115)</u>	<u>(17,802)</u>	<u>(9,728)</u>	<u>(8,328)</u>
<b>Operating expenses:</b>				
Research and development	22,916	23,327	10,990	11,891
Sales and marketing	11,279	20,259	8,367	16,526
General and administrative	6,253	8,919	4,202	8,374
Total operating expenses	<u>40,448</u>	<u>52,505</u>	<u>23,559</u>	<u>36,791</u>
Loss from operations	<u>(46,563)</u>	<u>(70,307)</u>	<u>(33,287)</u>	<u>(45,119)</u>
Interest income and other income, net	1,709	2,485	1,542	527
Interest expense	(4,639)	(4,257)	(2,190)	(2,033)
Change in fair value of redeemable convertible preferred stock warrant liability	(262)	3,800	484	(530)
Loss before income taxes	<u>(49,755)</u>	<u>(68,279)</u>	<u>(33,451)</u>	<u>(47,155)</u>
Provision for income taxes	25	20	—	—
Net loss	<u><u>\$(49,780)</u></u>	<u><u>\$(68,299)</u></u>	<u><u>\$(33,451)</u></u>	<u><u>\$(47,155)</u></u>
Net loss attributable to common stockholders, basic and diluted <sup>(1)</sup>	<u><u>\$(73,080)</u></u>	<u><u>\$(85,462)</u></u>	<u><u>\$(49,349)</u></u>	<u><u>\$( 4,987)</u></u>
Net loss per share attributable to common stockholders, basic and diluted <sup>(1)</sup>	<u><u>\$(100.75)</u></u>	<u><u>\$( 99.58)</u></u>	<u><u>\$( 60.43)</u></u>	<u><u>\$( 0.98)</u></u>

	<u>Years Ended December 31,</u>		<u>Six Months Ended June 30,</u>	
	<u>2018</u>	<u>2019</u>	<u>2019</u>	<u>2020</u>
	(in thousands, except share and per share amount)			
<b>Statements of Operations Data:</b>				
Weighted-average shares used in computing net loss per share attributable to common stockholders, basic and diluted <sup>(1)</sup>	<u>725,337</u>	<u>858,254</u>	<u>816,673</u>	<u>5,085,666</u>
Pro forma net loss per share attributable to common stockholders (unaudited), basic and diluted <sup>(1)</sup>		<u>\$ (3.66)</u>		<u>\$ (1.55)</u>
Weighted-average shares used in computing pro forma net loss per share attributable to common stockholders (unaudited), basic and diluted <sup>(1)</sup>		<u>19,719,079</u>		<u>30,082,358</u>

(1) See Notes 2 and 14 to our audited financial statements and Notes 2 and 14 to our unaudited interim condensed financial statements included elsewhere in this prospectus for an explanation of the calculations of our basic and diluted net loss per share and unaudited basic and diluted pro forma net loss per share and the weighted-average number of shares used in the computation of the per share amounts.

	<u>As of June 30, 2020</u>		
	<u>Actual</u>	<u>Pro Forma<sup>(1)</sup></u>	<u>Pro Forma As</u>
	(in thousands)		
<b>Balance Sheet Data:</b>			
Cash, cash equivalents, restricted cash and short-term investments	\$ 148,397	\$ 152,685	\$ 373,787
Working capital <sup>(3)</sup>	106,265	110,553	332,855
Total assets	185,439	189,727	409,579
Term loan, current	29,418	29,418	29,418
Redeemable convertible preferred stock warrant liability	4,815	—	—
Redeemable convertible preferred stock	452,273	—	—
Accumulated deficit	(419,722)	(430,031)	(430,031)
Total stockholders' (deficit) equity	(334,076)	127,300	348,352

(1) The pro forma balance sheet data gives effect to: (i) the automatic conversion of all outstanding shares of our redeemable convertible preferred stock as of June 30, 2020 into an aggregate of 25,957,884 shares of our common stock immediately prior to the completion of this offering; (ii) the issuance of 65,165 shares of our common stock, at the initial public offering price of \$27.00 per share, upon the net exercise of Series B redeemable convertible preferred stock warrants outstanding as of June 30, 2020 that would otherwise expire upon completion of this offering; (iii) the issuance of 209,425 shares of our common stock upon the cash exercise of Series C redeemable convertible preferred stock warrants immediately prior to the completion of this offering resulting in total cash proceeds of \$4.3 million and the reclassification of the redeemable convertible preferred stock warrant liability to additional paid-in capital, a component of total stockholders' (deficit) equity; (iv) the reclassification of the remaining redeemable convertible preferred stock warrant liability to additional paid-in capital, a component of total stockholders' (deficit) equity, due to our Series A redeemable convertible preferred stock warrants converting to warrants to purchase our common stock immediately prior to the completion of this offering; (v) \$10.3 million increase in stock-based compensation associated with stock options that vest upon the achievement of a performance condition that will be achieved upon the completion of this offering and market-based and service-based criteria, and the related increase to additional paid-in capital and accumulated deficit; and (vi) the filing and effectiveness of our amended and restated certificate of incorporation immediately prior to the closing of this offering.

[Table of Contents](#)

- (2) The pro forma as adjusted balance sheet data gives effect to: (i) the pro forma adjustments set forth in footnote (1) above; and (ii) the issuance and sale of 8,951,111 shares of our common stock in this offering at the initial public offering price of \$27.00 per share, after deducting the estimated underwriting discounts and commissions and estimated offering expenses payable by us.
- (3) We define working capital as current assets less current liabilities. See our financial statements and the related notes included elsewhere in this prospectus for further details regarding our current assets and current liabilities.



## RISK FACTORS

*Investing in our common stock involves a high degree of risk. You should consider and read carefully all of the risks and uncertainties described below, as well as other information included in this prospectus, including our financial statements and related notes appearing at the end of this prospectus, before making an investment decision. The risks described below are not the only ones facing us. The occurrence of any of the following risks or additional risks and uncertainties not presently known to us or that we currently believe to be immaterial could materially and adversely affect our business, financial condition or results of operations. In such case, the trading price of our common stock could decline, and you may lose all or part of your investment. This prospectus also contains forward-looking statements and estimates that involve risks and uncertainties. Our actual results could differ materially from those anticipated in the forward-looking statements as a result of specific factors, including the risks and uncertainties described below.*

### **Risks Related to our Business and Industry**

***We have a history of net losses, and we expect to continue to incur losses for the foreseeable future. If we ever achieve profitability, we may not be able to sustain it.***

We have incurred losses since our inception, and expect to continue to incur losses for the foreseeable future. We have reported net losses of \$49.8 million and \$68.3 million for the years ended December 31, 2018 and 2019, respectively, and for the six months ended June 30, 2019 and 2020, we incurred net losses of \$33.5 million and \$47.2 million, respectively. As of June 30, 2020, we had \$148.4 million in cash, cash equivalents, restricted cash and short-term investments, and an accumulated deficit of approximately \$419.7 million. Based on our current planned operations, we expect our cash and cash equivalents together with the proceeds from this offering, will enable us to fund our operating expenses for at least the next twelve months. We have based this estimate on assumptions that may prove to be wrong, and we could use our capital resources sooner than we currently expect. We expect to continue to incur significant net losses for the foreseeable future.

Our revenue is derived, and we expect it to continue to be derived, primarily from sales of Tablo, its associated consumables and related services. Because of its recent commercial introduction, Tablo has limited product and brand recognition. In addition, demand for Tablo may decline or may not increase as quickly as we expect. Our ability to generate revenue from sales of Tablo, associated consumables and related services, or from any products we may develop in the future, may not be sufficient to enable us to transition to profitability and generate positive cash flows.

Following this offering, we expect that our sales and marketing, research and development, regulatory and other expenses will continue to increase as we expand our marketing efforts to increase adoption of Tablo, expand existing relationships with our customers, obtain regulatory clearances or approvals for future product enhancements to Tablo, and conduct clinical trials on Tablo. In addition, we expect our general and administrative expenses to increase following this offering due to the additional costs associated with scaling our business operations as well as being a public company, including due to legal, accounting, insurance, exchange listing and Securities and Exchange Commission (SEC) compliance, investor relations and other expenses. As a result, we expect to continue to incur operating losses and may never achieve profitability. We will need to generate significant additional revenue in order to achieve and sustain profitability. Even if we achieve profitability, we cannot be sure that we will remain profitable for any substantial period of time. If we do not achieve or sustain profitability, it will be more difficult for us to finance our business and accomplish our strategic objectives, either of which would have a material adverse effect on our business, financial condition and results of operations.

***We may not be able to sufficiently reduce costs in the manufacturing and production of the Tablo system to achieve sustainable gross margins.***

We partner with contract manufacturers in the assembly and testing of the Tablo console. Currently, the Tablo console is produced by our contract manufacturer based in Morgan Hill, California, which has resulted in

## [Table of Contents](#)

higher costs associated with labor and component parts. While we are undertaking a number of initiatives designed to reduce the cost of producing Tablo devices, including establishing a new facility for the production of Tablo consoles in Tijuana, Mexico with our outsourced business administration service provider, Tacna Services (Tacna), and moving production of a majority of the Tablo cartridges from our existing contract manufacturing partner to a new contract manufacturer in Tijuana, Mexico, there is no guarantee that we will be able to achieve planned cost reductions from our various cost savings initiatives. For example, the establishment of our new manufacturing facility with Tacna could be delayed, or savings associated with this facility may not be as significant as projected or realized within the timeframe we currently estimate. There may also be unforeseen occurrences that increase our costs, such as increased prices of the components of Tablo, changes to labor costs or less favorable terms with third party suppliers or contract manufacturing partners. While the upfront purchase price for the Tablo console is higher than that of traditional dialysis machines, we believe Tablo's features and operational versatility provide overall cost benefits over traditional machines that justify the higher purchase price. Our ability to maintain Tablo's pricing is dependent on our customers' recognition that the benefits outweigh the higher upfront purchase price. If we are unable to reduce our costs, if cost reductions are less significant or less timely than projected or if we are unable to maintain Tablo's pricing, we will not be able to achieve sustainable gross margins, which would adversely affect our ability to invest in and grow our business and adversely impact our business, financial condition and results of operations.

### ***The commercial success of Tablo will depend upon attaining significant market acceptance among providers and patients.***

Our success will depend, in part, on the acceptance of Tablo as safe, easy to learn, easy to use, clinically flexible, operationally versatile and, with respect to providers, cost effective. We began commercializing Tablo throughout the United States in 2018 and have begun the process to commercialize Tablo for home-based dialysis in 2020. Our limited commercialization experience makes it difficult to evaluate our current business and predict our future prospects. We cannot predict how quickly, if at all, providers and patients will accept Tablo or, if accepted, how frequently it will be used. These constituents must believe that Tablo offers benefits over traditional machines. The degree of market acceptance of Tablo will depend on a number of factors, including:

- whether providers and others in the medical community consider Tablo to be a safe and cost-effective treatment method;
- the potential and perceived advantages of Tablo over traditional machines;
- the cost of treatment, maintenance and upkeep using Tablo in relation to traditional machines;
- the convenience and ease of use of Tablo relative to traditional machines;
- the effectiveness of our sales and marketing efforts for Tablo;
- our ability to provide incremental data that show the clinical benefits and cost effectiveness of, and operational benefits from, Tablo;
- any changes to the availability of coverage and adequate reimbursement for dialysis from payors, including government authorities;
- pricing pressure, including from Group Purchasing Organizations (GPOs), seeking to obtain discounts on Tablo based on the collective buying power of the GPO members;
- product labeling or product insert requirements by the FDA or other regulatory authorities; and
- limitations or warnings contained in the labeling cleared or approved by the FDA or other authorities.

## [Table of Contents](#)

Additionally, even if Tablo achieves widespread market acceptance, it may not maintain that market acceptance over time if competing products or technologies, which are more cost effective or received more favorably, are introduced. Failure to achieve or maintain market acceptance and/or market share would limit our ability to generate revenue and would have a material adverse effect on our business, financial condition and results of operations.

***We currently derive substantially all of our revenue from the sale of Tablo and associated consumables and are therefore highly dependent on Tablo for our success.***

We derive substantially all of our revenues from sales of Tablo and its associated consumables, with the remainder of our revenues largely coming from services provided for the support and maintenance of Tablo. Accordingly, our business is exposed to risks that our revenues are concentrated in a single product. As a result, any event that adversely affects Tablo or the market for Tablo and associated consumables could adversely affect our business, financial condition and results of operation.

***Our ability to generate revenue from home-based dialysis is subject to certain risks and uncertainties, including around the adoption of Tablo in the home setting.***

In March 2020, Tablo was cleared by the FDA for patient use in the home of patients with acute and/or chronic renal failure, with or without ultrafiltration, and we intend to expand within the home market. However, this implementation is subject to certain risks, including our ability to attract, retain and manage patients. Our business strategy, including our pricing of Tablo, is based on certain assumptions about the adoption of Tablo by home dialysis patients, as well as patient retention. If these assumptions about the home market are inaccurate and we are unable to increase our share of the home dialysis market by attracting new patients, or retain such market share once achieved, we would need to significantly change certain aspects of our business strategy, including the pricing of the Tablo console, associated consumables and support and maintenance, which could adversely affect our business, financial condition and results of operations.

Our limited experience in the distribution, logistics and service support that relate to the use of Tablo in the home care setting may also negatively impact our ability to generate revenue from home-based dialysis. Currently, the provision of in-clinic and home dialysis is largely dominated by DaVita Inc. (DaVita) and Fresenius Medical Care AG & Co. KGaA (Fresenius), and our expansion within the home dialysis market is dependent on our ability to grow new home programs with health systems and innovative dialysis clinic partners. In addition, patients and their care partners using Tablo for home dialysis may not successfully operate Tablo or may require increased service and support from us. Moreover, given the home dialysis market is a novel one for us, we also face the risk that we may encounter difficulties whose precise nature or magnitude we cannot accurately predict at this time, but which may have a material adverse effect on our business, financial condition or results of operations.

***We depend upon third-party suppliers, including contract manufacturers and single source suppliers, making us vulnerable to supply problems and price fluctuations.***

We rely on third-party suppliers, including in some instances single source suppliers, to provide us with certain components of Tablo. The number of suppliers feeding into Tablo console production is in excess of 250 worldwide. We consider approximately 10% of these suppliers, located in the United States, Europe and China, as critical providers of components such as pumps, motors, valves and PCBA boards. While we have initiated the second source qualification process for the majority of these critical components, we may not be successful in securing second sourcing for all of them.

In addition, we purchase supplies through purchase orders and do not have long-term supply agreements with, or guaranteed commitments from, our suppliers, including single source suppliers. Additionally, at present, we rely on contract manufacturers for the production of the Tablo console and Tablo cartridge. Many of our

## [Table of Contents](#)

suppliers and contract manufacturers are not obligated to perform services or supply products for any specific period, in any specific quantity or at any specific price, except as may be provided in a particular purchase order. We depend on our suppliers and contract manufacturers to provide us and our customers with materials in a timely manner that meet our and their quality, quantity and cost requirements. These suppliers and contract manufacturers may encounter problems during manufacturing for a variety of reasons, any of which could delay or impede their ability to meet our demand. These suppliers and contract manufacturers may cease producing the components we purchase from them or otherwise decide to cease doing business with us. Further, we maintain limited volumes of inventory from most of our suppliers and contract manufacturers. If we inaccurately forecast demand for finished goods, we may be unable to meet customer demand which could harm our competitive position and reputation. In addition, if we fail to effectively manage our relationships with our suppliers and contract manufacturers, we may be required to change suppliers or contract manufacturers. While we believe replacement suppliers exist for all materials, components and services necessary to manufacture our Tablo system, establishing additional or replacement suppliers for any of these materials, components or services, if required, could be time-consuming and expensive, may result in interruptions in our operations and product delivery, may affect the performance specifications of our Tablo system or could require that we modify its design. Even if we are able to find replacement suppliers, we will be required to verify that the new supplier maintains facilities, procedures and operations that comply with our quality expectations and applicable regulatory requirements. Any of these events could require that we obtain a new regulatory authority approval before we implement the change, which could result in further delay and which may not be obtained at all.

If our third-party suppliers fail to deliver the required commercial quantities of materials on a timely basis and at commercially reasonable prices, and we are unable to find one or more replacement suppliers capable of production at a substantially equivalent cost in substantially equivalent volumes and quality on a timely basis, the continued commercialization of our Tablo system, the supply of our products to customers and the development of any future products will be delayed, limited or prevented, which could have material adverse effect on our business, financial condition and results of operations.

### ***We may experience manufacturing disruptions.***

We currently rely on contract manufacturing partners for the production of the Tablo console and the Tablo cartridge. If any of our contract manufacturing partners' facilities were disrupted, by labor disputes, work stoppages, pandemic, riots, terrorism, vandalism, natural disaster or otherwise, it could cause substantial delays in our operations and we may not have a sufficient number of Tablo consoles or Tablo cartridges in inventory to fulfill orders. Further, to the extent we seek to renew or renegotiate our arrangements with any of our contract manufacturing partners, and cannot agree to the terms and conditions of future contract manufacturing arrangements, or if any of our contract manufacturing partners terminate existing agreements with us, our ability to produce and sell Tablo could be delayed until an alternative manufacturing partner or arrangement is identified, a new contract manufacturing agreement is negotiated and new production lines are established.

While we currently rely on contract manufacturing partners for the production of Tablo, we are in the process of establishing a new facility in Tijuana, Mexico with our outsourced business administration service provider, Tacna, for the production of the Tablo console. Under our arrangement with Tacna, we will control the operations, engineering, quality and materials supply functions at the new facility, while Tacna will provide manufacturing space, the workforce, utilities, cross-border logistics, local permits and licenses. Delays or disruptions to the startup of the Tijuana, Mexico facility could result in significant costs or delays to us. Once the facility is established, we may experience strikes, work stoppages, work slowdowns, high employee turnover, grievances, complaints, claims of unfair labor practices, other collective bargaining disputes or other labor disputes. The facility may also suffer disruptions from pandemic, terrorism, vandalism, or natural disasters. Any such occurrences could negatively impact our ability to produce the Tablo console. Moreover, while certain members of our management team have some manufacturing experience, as an organization we do not have any prior experience in this type of manufacturing arrangement, and we could accordingly experience other risks, the nature and magnitude of which we are unable to assess precisely at this time. Further, even after the

## Table of Contents

establishment of the Tijuana manufacturing facility, we will likely continue to use contract manufacturing partners for the production of some Tablo consoles, as well as Tablo cartridges, for the foreseeable future and will continue to rely on them.

In addition, following the establishment of the manufacturing facility in Tijuana, Mexico and the planned transfer of the production of a majority of the Tablo cartridge to a new contract manufacturing partner in Tijuana, Mexico, the manufacturing of a majority of the Tablo console and cartridge will be located in Tijuana, Mexico. Recently, the United States-Mexico-Canada Agreement (USMCA), a new trade deal among the United States, Mexico and Canada to replace the North American Free Trade Agreement, was approved by the U.S. Congress and signed into law. The USMCA has been ratified by all three nations and is expected to enter into force on July 1, 2020. The full impact of the USMCA on manufacturing operations in Mexico, as well as on economic conditions and markets generally, is currently unknown. Further, during the negotiations leading up to the USMCA, the political and trade relationship between the United States and Mexico was strained, and such relationship may deteriorate. If our ability, the ability of our partners or our contract manufacturer's ability, to manufacture Tablo consoles and cartridges is interrupted as a result, or if our ability to import Tablo consoles and cartridges into the United States is impacted, we may not have a sufficient number of Tablo consoles or cartridges in inventory to fulfill all orders requested, which could adversely affect our business, financial condition or results of operations.

***We need to ensure strong product performance and reliability to maintain and grow our business.***

We need to maintain and continuously improve the performance and reliability of Tablo to achieve our profitability objectives. Poor product performance and reliability could lead to customer dissatisfaction, adversely affect our reputation and revenues, and increase our service and distribution costs and working capital requirements. Software and hardware incorporated into Tablo may contain errors or defects, especially when first introduced and while we have made efforts to test this software and hardware extensively, we cannot assure that the software and hardware, or software and hardware developed in the future, will not experience errors or performance problems. In addition, as we transition the manufacturing of the Tablo console to a facility in Tijuana, Mexico operated in collaboration with Tacna, we are more exposed to risks relating to product quality and reliability until the manufacturing processes mature. Like all transitions of this nature, they could increase our costs in the near-term and accordingly adversely affect our business, financial condition and results of operations.

***A pandemic, epidemic or outbreak of an infectious disease in the United States or worldwide, including the outbreak of the novel strain of coronavirus disease, COVID-19, could adversely affect our business.***

If a pandemic, epidemic or outbreak of an infectious disease occurs in the United States or worldwide, our business may be adversely affected. For example, in response to the COVID-19 pandemic, numerous state and local jurisdictions have imposed, and others in the future may impose, "shelter-in-place" orders, quarantines, executive orders and similar government orders and restrictions for their residents. Such orders or restrictions have resulted in work stoppages, slowdowns and delays, travel restrictions and cancellation of events. Disruptions or potential disruptions to our business from COVID-19 or a future pandemic include the inability of our suppliers to manufacture components and parts and to deliver these to us on a timely basis, or at all; disruptions in our production schedule and ability to manufacture and assemble products; inventory shortages or obsolescence; diversion of or limitations on employee resources that would otherwise be focused on the operations of our business; delays in growing or reductions in our sales organization, including through delays in hiring, lay-offs, furloughs or other losses of sales representatives; business adjustments or disruptions of certain third parties, including suppliers and customers; and additional government requirements or other incremental mitigation efforts that may further impact our or our suppliers' capacity to manufacture Tablo. The extent to which the COVID-19 pandemic impacts our business will depend on future developments, which are highly uncertain and cannot be predicted, including new information which may emerge concerning the severity and spread of COVID-19, the nature, extent and effectiveness of containment measures, the extent and duration of the effect on the economy and how quickly and to what extent normal economic and operating conditions can resume.

## [Table of Contents](#)

While the potential economic impact brought by and the duration of any pandemic, epidemic or outbreak of an infectious disease, including COVID-19, may be difficult to assess or predict, the widespread COVID-19 pandemic has resulted in, and may continue to result in, significant disruption of global financial markets, which could result in a reduction in our ability to access capital that could adversely affect our liquidity. In addition, a recession or market correction resulting from the spread of an infectious disease, including COVID-19, could materially affect our business. Such economic recession could have a material adverse effect on our long-term business. To the extent the COVID-19 pandemic adversely affects our business and financial results, it may also have the effect of heightening many of the other risks described in this “Risk Factors” section.

*If we are unable to continue to innovate and improve Tablo, we could lose customers or market share.*

Our success will depend on our ability to keep ahead of developments in the dialysis industry. It is critical to our competitiveness that we continue to innovate and make improvements to Tablo’s functionality and efficiency. If we fail to make improvements to Tablo’s functionality over time, our competitors may develop products that offer features and functionality similar or superior to those of Tablo. If we fail to make improvements to Tablo’s efficiency, our competitors may develop products that are more cost effective than Tablo. Our failure to make continuous improvements to Tablo to keep ahead of the products of our competitors could result in the loss of customers or market share that would adversely affect our business, results of operations, and financial condition.

*We face competition from many sources, including larger companies, and we may be unable to compete successfully.*

There are a number of dialysis machine manufacturers in the United States, Europe and Asia. Notable competitors in the United States include Fresenius, Baxter International Inc. (Baxter) and B. Braun Medical Inc. (B. Braun). Of these competitors, Fresenius is the largest and it supplies dialysis products, operates a significant number of dialysis clinics and provides outsourced dialysis services in many hospitals. Fresenius, Baxter and B. Braun all supply machines and supplies in both the acute and home care settings. All of these organizations are currently significantly larger with greater financial and personnel resources than us, enjoy significantly greater market share than ours and have greater resources than we do. As a consequence, they are able to spend more on product development, marketing, sales and other product initiatives than we can. Outside the United States, additional dialysis machine competitors include Nikkiso Co., Ltd. (Nikkiso), Nipro Corporation (Nipro) and Quanta Dialysis Technologies Ltd (Quanta). Additionally, companies with dialysis machine development programs include Medtronic and CVS. Some of our competitors have:

- substantially greater name recognition;
- broader, deeper or longer-term relations with healthcare professionals, customers and third-party payors;
- more established distribution networks;
- additional lines of products and the ability to offer rebates or bundle products to offer greater discounts or other incentives to gain a competitive advantage;
- greater experience in conducting research and development, manufacturing, clinical trials, marketing and obtaining regulatory clearance or approval for products; and
- greater financial and human resources for product development, sales and marketing and patent litigation.

## Table of Contents

Our continued success depends on our ability to:

- further penetrate the acute care market and drive utilization and fleet expansion among our existing customers in the acute care setting;
- successfully expand within the home dialysis market;
- maintain and widen our technology lead over competitors by continuing to innovate and deliver new product enhancements on a continuous basis;
- cost-effectively manufacture Tablo and its component parts as well as drive down the cost of service; and
- increase adoption of Tablo in the chronic outpatient facility setting via transitional care programs within existing dialysis clinics.

In addition, competitors with greater financial resources than ours could acquire other companies to gain enhanced name recognition and market share, as well as new technologies or products that could effectively compete with our existing products, which may cause our revenue to decline and would harm our business.

Our competitors also compete with us in recruiting and retaining qualified scientific, management and commercial personnel, as well as in acquiring technologies complementary to, or necessary for, Tablo. Because of the complex and technical nature of Tablo and the dynamic market in which we compete, any failure to attract and retain a sufficient number of qualified employees could materially harm our ability to develop and commercialize Tablo, which would have a material adverse effect on our business, financial condition and results of operations.

As we attain greater commercial success, our competitors are likely to develop products that offer features and functionality similar to Tablo. Improvements in existing competitive products or the introduction of new competitive products may make it more difficult for us to compete for sales, particularly if those competitive products demonstrate better reliability, convenience or effectiveness or are offered at lower prices.

More generally, the development of viable medical, pharmacological and technological advances in treating or preventing kidney failure may also limit the opportunity for Tablo and our services. While kidney transplantation is the treatment of choice for most patients with ESRD, it is not currently a viable treatment for most patients. This may change, however, with the development of new medications designed to reduce the incidence of kidney transplant rejection, progress in using kidneys harvested from genetically engineered animals as a source of transplants, and other advances in kidney transplantation.

***We may face additional costs, loss of revenue, significant liabilities, harm to our brand, decreased use of our platform and business disruption if there are any security or data privacy breaches or other unauthorized or improper access.***

In connection with various facets of our business, we collect and use a variety of personal information as part of the Tablo data ecosystem, such as name, mailing address, email addresses, mobile telephone number, location information, and prescription information. Security breaches, computer malware and computer hacking attacks have become more prevalent across industries and may occur on our systems or those of our third-party service providers or partners. Despite the implementation of security measures, our internal computer systems and those of our third-party service providers and partners are vulnerable to damage from computer viruses, hacking and other means of unauthorized access, denial of service and other attacks, natural disasters, terrorism, war and telecommunication and electrical failures. Attacks upon information technology systems are increasing in their frequency, levels of persistence, sophistication and intensity, and are being conducted by sophisticated and organized groups and individuals with a wide range of motives and expertise. Further, as a result of the

COVID-19 pandemic, we may face increased cybersecurity risks due to our reliance on internet technology and the number of our employees who are working remotely, which may create additional opportunities for cybercriminals to exploit vulnerabilities. In addition to unauthorized access to or acquisition of personal information, confidential information, intellectual property or other sensitive information, such attacks could include the deployment of harmful malware and ransomware, and may use a variety of methods, including denial-of-service attacks, social engineering and other means, to attain such unauthorized access or acquisition or otherwise affect service reliability and threaten the confidentiality, integrity and availability of information. Any failure to prevent or mitigate security breaches or improper access to, or use or disclosure of, our data or consumers' personal information, including information hosted by third party service providers such as Amazon Web Services (AWS), could result in significant liability under applicable data protection laws, such as state breach notification laws and the federal Health Insurance Portability and Accountability Act and its implementing regulations (HIPAA), as amended by the Health Information Technology for Economic and Clinical Health Act (HITECH Act), and all regulations promulgated thereunder. Such an incident may also cause a material loss of revenue from the potential adverse impact to our reputation and brand, affect our ability to retain or attract new users of Tablo and potentially disrupt our business, as well as require significant expenditure of resources to contain, mitigate and remediate the incident.

Because the techniques used to obtain unauthorized access, disable or degrade service or sabotage systems change frequently or may be designed to remain dormant until a predetermined or other future event and often are not recognized until launched against a target, we and our partners may be unable to anticipate these techniques or to implement adequate preventative measures. Further, we do not have any direct control over the operations of the facilities or technology of AWS or our other cloud and service providers. Our systems, servers and platforms, those of our cloud service providers, and Tablo's two-way wireless communication system, may be vulnerable to computer viruses or physical or electronic break-ins that our or their security measures may not detect or effectively block, and may be breached due to the actions of outside parties, employee error or misconduct, malfeasance, or a combination of these and, as a result, an unauthorized party may obtain access to our data or the personal information maintained by us or on our behalf. Additionally, outside parties may attempt to fraudulently induce employees to disclose sensitive information in order to gain access the data and personal information we maintain. Threat actors, including individuals, criminal groups, state sponsored actors or others may be able to circumvent such security measures and misappropriate our confidential or proprietary information, disrupt our operations, corrupt our data, damage our computers or otherwise impair our reputation and business. We may need to expend significant resources and make significant capital investment to protect against security breaches or to mitigate the impact of any such breaches. In addition, to the extent that our cloud and other service providers experience security breaches that result in the unauthorized or improper use of confidential information, employee information or personal information, we may not be indemnified for any losses resulting from such breaches. If we are unable to prevent or mitigate the impact of such security breaches or other cyber events that impact our operations, our ability to attract and retain new customers, patients, and other partners could be harmed, as they may be reluctant to entrust us with their data, and we could be exposed to litigation and governmental investigations, which could lead to a potential disruption to our business or other adverse consequences.

***We may encounter difficulties in managing our growth, which could disrupt our operations.***

As of June 30, 2020, we had approximately 273 employees. Over the next several years, we expect to increase significantly the scope of our operations, particularly in the areas of manufacturing, sales and support, product development, regulatory affairs, marketing and other functional areas, including finance, accounting, quality and legal. To manage our anticipated future growth, we must continue to implement and improve our managerial, operational quality and financial systems, expand our facilities and continue to recruit and train additional qualified personnel. Due to our limited financial resources, we may not be able to manage the expansion of our operations or recruit and train additional qualified personnel in an effective manner. In addition, the physical expansion of our operations, including the establishment of our manufacturing facility in Tijuana, Mexico, may lead to significant costs and may divert our management and business development resources. Any inability to manage growth could delay the execution of our business plans or disrupt our operations.



***The home hemodialysis market may not expand sufficiently to support our growth prospects.***

We believe a significant growth opportunity exists within the home hemodialysis market. However, home hemodialysis therapies to date have not been extensively adopted. We believe that the home hemodialysis market is sufficient to fuel our growth in the near term if we are able to capture sufficient market share; however, there can be no assurance that we will be successful in increasing our market share.

Our long term growth will require us to shift patients' and the medical community's understanding and view of home hemodialysis and will require further increases in the number of patients who adopt home hemodialysis from current levels, physicians who are willing to prescribe home hemodialysis, and dialysis centers that are willing to support home hemodialysis growth. Most dialysis centers presently do not have the infrastructure to support a significant home hemodialysis patient population, including the availability of home hemodialysis training nurses, and may not be motivated to invest in home hemodialysis programs. We will need to continue to devote significant resources to expanding the home hemodialysis market, but these efforts ultimately may not be successful.

***Natural or man-made disasters and other similar events, including the COVID-19 pandemic, may significantly disrupt our business, and negatively impact our business, financial condition and results of operations.***

A significant portion of our employee base, operating facilities and infrastructure are centralized in Northern California. Any of our facilities may be harmed or rendered inoperable by natural or man-made disasters, including earthquakes, wildfires, floods, nuclear disasters, riots, acts of terrorism or other criminal activities, infectious disease outbreaks or pandemic events, including the COVID-19 pandemic, power outages and other infrastructure failures, which may render it difficult or impossible for us to operate our business for some period of time. Our facilities would likely be costly to repair or replace, and any such efforts would likely require substantial time. Any disruptions in our operations could adversely affect our business and results of operations and harm our reputation. Moreover, although we have disaster recovery plans, they may prove inadequate. We may not carry sufficient business insurance to compensate for losses that may occur. Any such losses or damages could have a material adverse effect on our business and results of operations. In addition, our facility in Mexico and the facilities of our suppliers and manufacturers may be harmed or rendered inoperable by such natural or man-made disasters, which may cause disruptions, difficulties or otherwise materially and adversely affect our business.

***Any failure to offer high-quality product support for Tablo may adversely affect our relationships with providers and negatively impact our reputation among patients and providers, which may adversely affect our business, financial condition, and results of operations.***

We operate a multichannel model, including remote and on-site product support to respond to and resolve issues reported to us by providers and nurses on behalf of their patients. In implementing and using Tablo, providers depend on our support to resolve product quality- and performance-related issues in a timely manner. We may be unable to respond quickly enough to accommodate short-term increases in demand for customer support. Increased customer demand for product support could increase costs and adversely affect our business, financial condition and results of operations. Our sales are highly dependent on our reputation and on positive recommendations from our existing patients, care partners and providers. Any failure to maintain high-quality customer support for our products, or a market perception that we do not maintain high-quality customer support for our products, could adversely affect our reputation, our ability to sell Tablo, and in turn our business, results of operations, and financial condition.

***The sizes of the markets for Tablo in the acute and home settings have not been established with precision and may be smaller than we estimate and may decline.***

Our estimates of the annual total addressable market for Tablo is based on a number of internal and third-party estimates, including, without limitation, the assumed prices at which we can sell Tablo in the acute

## [Table of Contents](#)

and home markets. While we believe our assumptions and the data underlying our estimates are reasonable, these assumptions and estimates may not be correct and the conditions supporting our assumptions or estimates may change at any time, thereby reducing the predictive accuracy of these underlying factors.

As a result, our estimates of the annual total addressable market for Tablo in different settings may prove to be incorrect. If the actual number of patients who would benefit from Tablo, the price at which we can sell Tablo, or the total addressable market for Tablo is smaller than we have estimated, it may impair our sales growth and negatively affect our business, financial condition and results of operations.

***We have significant customer concentration, with a limited number of customers accounting for a substantial portion of our revenues.***

For the six months ended June 30, 2020, a government distributor customer accounted for 19.6% of our revenues and a federal health department customer, with whom we have signed an additional purchase order in August 2020 for a 24 month lease of 50 Tablo consoles, accounted for 16.0% of our revenues. For the six months ended June 30, 2019, five customers accounted for 13.3%, 12.3%, 11.3%, 11.0% and 11.0% of our revenues, respectively. There are risks whenever a large percentage of total revenues are concentrated with a limited number of customers. It is not possible for us to predict the level of demand for Tablo that will be generated by any of these customers in the future. In addition, revenues from these larger customers may fluctuate from time to time based on these customers' business needs, the timing of which may be affected by market conditions or other facts outside of our control. These customers could also potentially pressure us to reduce the prices we charge for Tablo, which could have an adverse effect on our margins and financial position and could negatively affect our revenues and results of operations. If any of our largest customers terminates its relationship with us, such termination could negatively affect our revenues and results of operations.

***Our results of operations will be materially harmed if we are unable to accurately forecast customer demand for, and utilization of, Tablo and manage our inventory.***

To ensure adequate inventory supply, we must forecast inventory needs and manufacture the Tablo console and the Tablo cartridge based on our estimates of future demand for Tablo. Our ability to accurately forecast demand for Tablo could be negatively affected by many factors, including our failure to accurately manage our expansion strategy, product introductions by competitors, an increase or decrease in customer demand for Tablo or for products of our competitors, our failure to accurately forecast customer acceptance of new products, unanticipated changes in general market conditions or regulatory matters and weakening of economic conditions or consumer confidence in future economic conditions. Inventory levels in excess of customer demand may result in inventory write-downs or write-offs, which would cause our gross margin to be adversely affected and could impair the strength of our brand. Conversely, if we underestimate customer demand for Tablo, our supply chain, manufacturing partners and/or internal manufacturing team may not be able to deliver components and products to meet our requirements, and this could result in damage to our reputation and customer relationships. In addition, if we experience a significant increase in demand, additional supplies of raw materials or additional manufacturing capacity may not be available when required on terms that are acceptable to us, or at all, or suppliers may not be able to allocate sufficient capacity in order to meet our increased requirements, which will adversely affect our business, financial condition and results of operations.

***Inadequate training of, and improper use of Tablo by, nurses, dialysis technicians, care partners and patients may lead to negative patient outcomes, affect adoption of Tablo and adversely affect our business.***

The success of Tablo depends in part on the proper training and use of Tablo by nurses and dialysis technicians in the acute setting or patients and care partners in the home setting. We train nurses and dialysis technicians on the appropriate use of Tablo, as well as how to train other users, including patients and care partners who use Tablo in the home setting, on the appropriate use of Tablo. If nurses and dialysis technicians, including those we train directly and those trained by others, or patients and care partners, who are not trained by

## [Table of Contents](#)

us directly, use Tablo inappropriately or incorrectly, or with supplies that are not compatible with Tablo or without adhering to or completing training sessions, patient outcomes may not be consistent with expected results. This may negatively impact the perception of patient benefit and safety and limit adoption of Tablo, which would have a material adverse effect on our business, financial condition and results of operations.

***Our operating results may fluctuate significantly, which makes our future operating results difficult to predict and could cause our operating results to fall below expectations or any guidance we may provide.***

Our quarterly and annual revenue and operating results may fluctuate significantly, which makes it difficult for us to predict our future operating results. Accordingly, the results of any one quarter or period should not be relied upon as an indication of future performance. Our quarterly and annual operating results may fluctuate as a result of a variety of factors, many of which are outside our control and, as a result, may not fully reflect the underlying performance of our business. These fluctuations may occur due to a variety of factors, including, but not limited to:

- the level of demand for Tablo, which may vary significantly;
- the cost of manufacturing Tablo, which may vary depending on the quantity of production, the terms of our agreements with third-party suppliers and manufacturers and any related foreign currency impact;
- expenditures that we may incur to acquire, develop or commercialize additional products and technologies;
- unanticipated pricing pressures;
- the rate at which we grow our sales force and the speed at which newly hired salespeople become effective, and the cost and level of investment therein;
- the degree of competition in our industry and any change in the competitive landscape of our industry, including consolidation among our competitors or future partners;
- coverage and reimbursement policies with respect to dialysis equipment, and potential future products that compete with Tablo;
- the timing and success or failure of clinical trials for Tablo or any enhancements to Tablo we develop, or changes made to competing products;
- positive or negative coverage, or public perception, of Tablo or products of our competitors or broader industry trends;
- the impact, if any, that COVID-19 may have on the number of patients treated;
- the timing and cost of, and level of investment in, research, development, licenses, regulatory approval, commercialization activities, acquisitions and other strategic transactions, or other significant events relating to Tablo, which may change from time to time;
- the timing and cost of obtaining and maintaining regulatory approvals or clearances for the current version of Tablo, as well as planned or future improvements or enhancements to Tablo;
- pricing and discounts for Tablo; and
- future accounting pronouncements or changes in our accounting policies.

## [Table of Contents](#)

The cumulative effects of these factors could result in large fluctuations and unpredictability in our quarterly and annual financial results. As a result, comparing our operating results on a period-to-period basis may not be meaningful. Further, our historical results are not necessarily indicative of results expected for any future period, and quarterly results are not necessarily indicative of the results to be expected for the full year or any other period, and accordingly should not be relied upon as indicative of future performance.

This variability and unpredictability could also result in our failure to meet the expectations of industry or financial analysts or investors for any period. If our revenue or operating results fall below the expectations of analysts or investors or below any forecasts we may provide to the market, it will negatively affect our business, financial condition and results of operations.

***We use Amazon Web Services to support Tablo's cloud connectivity and any disruption of service could interrupt or delay our ability to receive and deliver critical treatment and reporting information from and to providers and patients.***

We currently use AWS to host our cloud-based ecosystem. We also use other cloud service providers in our operations. We do not have direct control over the operations of the facilities of AWS or of our other cloud service providers and these facilities are vulnerable to damage or interruption from earthquakes, hurricanes, floods, fires, cyber security attacks, terrorist attacks, power losses, telecommunications failures and similar events. The occurrence of a natural disaster or an act of terrorism, a decision by AWS or another cloud service provider to close the facilities without adequate notice, or other unanticipated problems could result in lengthy interruptions in, or curtailment of, Tablo's functionality and our ability to provide software updates or analyze patient and machine data. The facilities also could be subject to break-ins, computer viruses, sabotage, intentional acts of vandalism and other misconduct. The continuing and uninterrupted performance of Tablo is critical to our success. Because our customer-facing software platform is used by providers to gain insight into treatment performance, it is critical that our customer facing software platform be accessible without interruption or degradation of performance or data. Providers and patients may become dissatisfied by any system failure that interrupts our ability to provide the full suite of Tablo capabilities to them. Outages could lead to the triggering of our service level agreements and the issuance of credits to our clients, in which case, we may not be fully indemnified for such losses pursuant to our agreement with AWS or our agreements with our other cloud service providers. We may not be able to easily switch our AWS operations to another cloud provider if there are sustained disruptions or interference with our use of AWS. Repeated or prolonged system failures may reduce the attractiveness of Tablo to providers and patients and result in a decreased demand for Tablo, thereby adversely affecting our business, financial condition and results of operations. Moreover, negative publicity arising from these types of disruptions could damage our reputation and may adversely impact use of Tablo.

AWS and our other cloud service providers are not obligated to renew its agreement with us on commercially reasonable terms, or at all. If we are unable to renew our agreements with AWS or our other cloud service providers on commercially reasonable terms, if our agreement with AWS or our other cloud service providers are prematurely terminated, or if in the future we add additional data providers, we may experience costs or downtime in connection with the transfer to, or the addition of, new providers. If these providers were to increase the cost of their services, we may have to increase the price of Tablo or take other measures to offset such cost increases, which could have a material adverse effect on our business, financial condition and results of operations.

***If we experience significant disruptions in our information technology systems, our business may be adversely affected.***

We depend on our information technology systems for the efficient functioning of our business, including the manufacture, distribution and maintenance of Tablo, as well as for accounting, data storage, compliance, purchasing and inventory management. We do not have redundant information technology in all aspects of our systems at this time. Our information technology systems may be subject to computer viruses,

## Table of Contents

ransomware or other malware, attacks by computer hackers or malicious insiders, failures during the process of upgrading or replacing software, databases or components thereof, power outages, damage or interruption from fires or other natural disasters, hardware failures, telecommunication failures and user errors, among other malfunctions. We could be subject to an unintentional event that involves a third party gaining unauthorized access to our systems, which could disrupt our operations, corrupt our data or result in release of our confidential information. Technological interruptions or malfunction would disrupt our operations, including our ability to timely ship and track Tablo orders, project inventory requirements, ensure the integrity of our data analytics services, manage our supply chain and otherwise adequately service our customers or disrupt our customers' ability use Tablo. In the event we experience significant disruptions, we may be unable to repair our data or systems in an efficient and timely manner. Accordingly, such events may disrupt or reduce the efficiency of our entire operation and have a material adverse effect on our business, financial condition and results of operations. Currently, we carry business interruption coverage to mitigate certain potential losses but this insurance is limited in amount, and we cannot be certain that such potential losses will not exceed our policy limits. We are increasingly dependent on complex information technology to manage our infrastructure. Our information systems require an ongoing commitment of significant resources to maintain, protect and enhance our existing systems. Failure to maintain or protect our information systems and data integrity effectively could have a material adverse effect on our business, financial condition and results of operations.

***If product liability lawsuits are brought against us, we may incur substantial liabilities and may be required to limit or halt the marketing and sale of Tablo. The expense and potential unavailability of insurance coverage for liabilities resulting from Tablo could harm us and our ability to sell Tablo.***

We face an inherent risk of product liability as a result of the marketing and sale of Tablo. For example, we may be sued if Tablo or any of its component parts causes, or is perceived to cause, injury or is found to be otherwise unsuitable during manufacturing, marketing or sale. Any such product liability claim may include allegations of defects in manufacturing, defects in design, a failure to warn of dangers inherent in the product, negligence, strict liability or a breach of warranties. In addition, we may be subject to claims against us even if the apparent injury is due to the actions of others or the pre-existing health conditions of the patient. For example, nurses, dialysis technicians, care partners and patients operate Tablo. If these nurses, dialysis technicians, care partners or patients are not properly trained, are negligent or use Tablo incorrectly, the capabilities of Tablo may be diminished or the patient may suffer critical injury. We may also be subject to claims that are caused by the activities of our suppliers, such as those who provide us with components and sub-assemblies, or manufacturers who produce Tablo consoles and cartridges.

If we cannot successfully defend ourselves against product liability claims, we may incur substantial liabilities or be required to limit or halt the marketing and sale of Tablo. Even successful defense would require significant financial and management resources. Regardless of the merits or eventual outcome, liability claims may result in:

- decreased demand for Tablo;
- harm to our reputation;
- initiation of investigations by regulators, which could result in enforcement action against us or our contract manufacturers;
- costs to defend the related litigation;
- a diversion of management's time and our resources;
- substantial monetary awards to trial participants or patients;
- product recalls, withdrawals or labeling, marketing or promotional restrictions;

## Table of Contents

- loss of revenue; and
- exhaustion of any available insurance and our capital resources.

We believe we have adequate product liability insurance, but it may not prove to be adequate to cover all liabilities that we may incur. Insurance coverage is increasingly expensive. We may not be able to maintain or obtain insurance at a reasonable cost or in an amount adequate to satisfy any liability that may arise. Our insurance policy contains various exclusions, and we may be subject to a product liability claim for which we have no coverage. The potential inability to obtain sufficient product liability insurance at an acceptable cost to protect against product liability claims could prevent or inhibit the marketing and sale of Tablo. We may have to pay any amounts awarded by a court or negotiated in a settlement that exceed our coverage limitations or that are not covered by our insurance, and we may not have, or be able to obtain, sufficient capital to pay such amounts, which would have a material adverse effect on our business, financial condition and results of operations. In addition, any product liability claims brought against us, with or without merit, could increase our product liability insurance rates or prevent us from securing continuing coverage, harm our reputation in the industry, significantly increase our expenses and reduce product sales.

***We expect to continue to incur net losses for the next several years and we expect to require substantial additional capital beyond the proceeds of this offering to finance our planned operations, which may include future equity and debt financings. This additional capital may not be available to us on acceptable terms or at all. Our failure to obtain additional financing when needed on acceptable terms, or at all, could force us to delay, limit, reduce or eliminate our commercialization, sales and marketing efforts, product development programs or other operations.***

We will require additional financing to fund working capital and pay our obligations. We may seek to raise any necessary additional capital through a combination of public or private equity offerings or debt financings. There can be no assurance that we will be successful in acquiring additional funding at levels sufficient to fund our operations or on terms favorable to us. If adequate funds are not available on acceptable terms when needed, we may be required to significantly reduce operating expenses, which may negatively affect our business, financial condition and results of operations. If we do raise additional capital through public or private equity or convertible debt offerings, the ownership interest of our existing stockholders will be diluted, and the terms of these securities may include liquidation or other preferences that adversely affect our stockholders' rights. If we raise additional capital through debt financing, we may be subject to covenants limiting or restricting our ability to take specific actions, such as incurring additional debt, making capital expenditures or declaring dividends. Additional capital may not be available on reasonable terms, or at all.

***We bear the risk of warranty claims on our Tablo system.***

We bear the risk of warranty claims on our Tablo system. We may not be successful in claiming recovery under any warranty or indemnity provided to us by our suppliers or vendors in the event of a successful warranty claim against us by a customer or that any recovery from such vendor or supplier would be adequate. In addition, warranty claims brought by our customers related to third-party components may arise after our ability to bring corresponding warranty claims against such suppliers expires, which could result in costs to us.

***Performance issues, service interruptions or price increases by our shipping carriers and warehousing providers could adversely affect our business and harm our reputation and ability to provide our services on a timely basis.***

Expedited, reliable shipping and secure warehousing are essential to our operations. We rely heavily on providers of transport services for reliable and secure point-to-point transport of our Tablo system to our customers and for tracking of these shipments, and from time to time require warehousing for our products. Should a carrier encounter delivery performance issues such as loss, damage or destruction of any systems, it

## Table of Contents

would be costly to replace such systems in a timely manner and such occurrences may damage our reputation and lead to decreased demand for our Tablo system and increased cost and expense to our business. In addition, any significant increase in shipping or warehousing rates could adversely affect our operating margins and results of operations. Similarly, strikes, severe weather, natural disasters or other service interruptions affecting delivery or warehousing services we use would adversely affect our ability to process orders for our Tablo system on a timely basis.

### ***Cost-containment efforts of our customers, purchasing groups and governmental organizations could have a material adverse effect on our sales and profitability.***

In an effort to reduce costs, many hospitals in the United States have become members of GPOs and IDNs. GPOs and IDNs negotiate pricing arrangements with medical device companies and distributors and then offer these negotiated prices to affiliated hospitals and other members. GPOs and IDNs typically award contracts on a category-by-category basis through a competitive bidding process. Bids are generally solicited from multiple providers with the intention of driving down pricing or reducing the number of vendors. Due to the highly competitive nature of the GPO and IDN contracting processes, we may not be able to obtain new, or maintain existing, contract positions with major GPOs and IDNs. Furthermore, the increasing leverage of organized buying groups may reduce market prices for Tablo, thereby reducing our revenue and margins.

While having a contract with a GPO or IDN for a given product category can facilitate sales to members of that GPO or IDN, such contract positions can offer no assurance that any level of sales will be achieved, as sales are typically made pursuant to individual purchase orders. Even when a provider is the sole contracted supplier of a GPO or IDN for a certain product category, members of the GPO or IDN are generally free to purchase from other suppliers. Furthermore, GPO and IDN contracts typically are terminable without cause by the GPO or IDN upon 60 to 90 days' notice. Accordingly, the members of such groups may choose to purchase alternative products due to the price or quality offered by other companies, which could result in a decline in our revenue.

### ***If we fail to retain sales and marketing personnel and, as we grow, fail to increase our sales and marketing capabilities or develop broad awareness of Tablo in a cost-effective manner, we may not be able to generate revenue growth.***

We have limited experience marketing and selling Tablo. We currently rely on our direct sales force to sell Tablo in the United States, and any failure to maintain and grow our direct sales force will negatively affect our business, financial condition and results of operations. The members of our direct sales force are highly trained and possess substantial technical expertise, which we believe is critical in increasing adoption of Tablo. The members of our U.S. sales force are at-will employees. The loss of these personnel to competitors, or otherwise, will negatively affect our business, financial condition and results of operations. If we are unable to retain our direct sales force personnel or replace them with individuals of equivalent technical expertise and qualifications, or if we are unable to successfully instill such technical expertise in replacement personnel, it may negatively affect our business, financial condition and results of operations.

In order to generate future growth, we plan to continue to expand and leverage our sales and marketing infrastructure to increase the number of clients and clinics that adopt Tablo. Identifying and recruiting qualified sales and marketing personnel and training them on Tablo, on applicable federal and state laws and regulations and on our internal policies and procedures requires significant time, expense and attention. It often takes several months or more before a sales representative is fully trained and productive. Our sales force may subject us to higher fixed costs than those of companies with competing techniques or products that utilize independent third parties, which could place us at a competitive disadvantage. It will negatively affect our business, financial condition and results of operations if our efforts to expand and train our sales force do not generate a corresponding increase in revenue, and our higher fixed costs may slow our ability to reduce costs in the face of a sudden decline in demand for Tablo. Any failure to hire, develop and retain talented sales personnel, to achieve

## [Table of Contents](#)

desired productivity levels in a reasonable period of time or timely reduce fixed costs, could negatively affect our business, financial condition and results of operations. Our ability to increase our customer base and achieve broader market acceptance of Tablo will depend to a significant extent on our ability to expand our marketing efforts. We plan to dedicate significant resources to our marketing programs. It will negatively affect our business, financial condition and results of operations if our marketing efforts and expenditures do not generate a corresponding increase in revenue. In addition, we believe that developing and maintaining broad awareness of Tablo in a cost-effective manner is critical to achieving broad acceptance of Tablo. Promotion activities may not generate patient or physician awareness or increase revenue, and even if they do, any increase in revenue may not offset the costs and expenses we incur in building our brand. If we fail to successfully promote, maintain and protect our brand, we may fail to attract or retain the physician acceptance necessary to realize a sufficient return on our brand building efforts, or to achieve the level of brand awareness that is critical for broad adoption of Tablo. In addition, our services revenue is dependent in part on our field service engineers (FSEs).

### ***Litigation and other legal proceedings may adversely affect our business.***

From time to time we may become involved in legal proceedings relating to patent and other intellectual property matters, product liability claims, employee claims, tort or contract claims, federal regulatory investigations, securities class action and other legal proceedings or investigations, which could have an adverse impact on our reputation, business and financial condition and divert the attention of our management from the operation of our business. Litigation is inherently unpredictable and can result in excessive or unanticipated verdicts and/or injunctive relief that affect how we operate our business. We could incur judgments or enter into settlements of claims for monetary damages or for agreements to change the way we operate our business, or both. There may be an increase in the scope of these matters or there may be additional lawsuits, claims, proceedings or investigations in the future, which could have a material adverse effect on our business, financial condition and results of operations. Adverse publicity about regulatory or legal action against us could damage our reputation and brand image, undermine our customers' confidence and reduce long-term demand for Tablo, even if the regulatory or legal action is unfounded or not material to our operations.

### ***General economic and financial market conditions may exacerbate our business risks.***

Global macroeconomic conditions and the world's financial markets remain susceptible to significant stresses, resulting in reductions in available credit and government spending, economic downturn or stagnation, foreign currency fluctuations and volatility in the valuations of securities generally. Our customers and distributors may respond to such economic pressures by reducing or deferring their capital spending or reducing staff. Furthermore, unfavorable changes in foreign exchange rates versus the U.S. dollar could increase our product and labor costs, thus reducing our gross profit.

### ***We may seek strategic alliances, joint ventures or collaborations, or enter into licensing or partnership arrangements in the future and may not be successful in doing so, and even if we are, we may not realize the benefits or costs of such relationships.***

We may form or seek strategic alliances, create joint ventures or collaborations or enter into licensing or partnership arrangements with third parties that we believe will compliment or augment our sales and marketing efforts with respect to Tablo. We may not be successful in our efforts to establish such collaborations for Tablo. Any of these relationships may require us to incur non-recurring and other charges, increase our near and long-term expenditures, issue securities that dilute our existing stockholders or disrupt our management and business. In addition, we face significant competition in seeking appropriate strategic partners and the negotiation process is time-consuming and complex. Moreover, we may not be successful in our efforts to establish a strategic alliance or other alternative arrangements for Tablo. We cannot be certain that, following a strategic alliance or similar arrangement, we will achieve the revenue or specific net income that justifies such transaction. In addition, any potential future collaborations may be terminable by our collaborators, and we may not be able to adequately protect our rights under these agreements. Any termination of collaborations we enter into in the



## [Table of Contents](#)

future, or delays in entering into new strategic partnership agreements could delay our sales and marketing efforts, which would harm our business prospects, financial condition and results of operations.

***Our future growth may depend, in part, on our ability to penetrate foreign markets, where we would be subject to additional regulatory burdens and other risks and uncertainties.***

While we currently do not market or sell Tablo outside of the United States, our future profitability may depend, in part, on our ability to sell Tablo in foreign markets. We are not permitted to market or promote Tablo before we receive regulatory approval from the applicable regulatory authority in that foreign market, and we may never receive such regulatory approval for Tablo. To obtain separate regulatory approvals in other countries we may be required to comply with numerous and varying regulatory requirements of such countries regarding the safety and efficacy of Tablo and governing, among other things, clinical trials and commercial sales, pricing and distribution of our product, and we cannot predict success in these jurisdictions. If we obtain approval of Tablo and sell Tablo in foreign markets, we would be subject to additional risks and uncertainties in those markets.

***We are highly dependent on our senior management team and key personnel, and our business could be harmed if we are unable to attract and retain personnel necessary for our success.***

We are highly dependent on our senior management, including our chief executive officer, Leslie Trigg, and other key personnel. Our success will depend on our ability to retain senior management and to attract and retain qualified personnel in the future, including sales and marketing professionals, scientists, clinical specialists, engineers and other highly skilled personnel and to integrate current and additional personnel in all departments. The loss of members of our senior management, sales and marketing professionals, scientists, clinical and regulatory specialists and engineers could result in delays in product development and harm our business. If we are not successful in attracting and retaining highly qualified personnel, it would have a material adverse effect on our business, financial condition and results of operations.

Competition for skilled personnel in our market is intense and may limit our ability to hire and retain highly qualified personnel on acceptable terms, or at all. To induce valuable employees to remain at our company, in addition to salary and cash incentives, we have issued and may continue to issue equity awards that vest over time. The value to employees of equity awards that vest over time may be significantly affected by movements in our stock price that are beyond our control, and may at any time be insufficient to counteract more lucrative offers from other companies. Despite our efforts to retain valuable employees, members of our management, scientific and development teams may terminate their employment with us on short notice. Our employment arrangements with our employees provide for at-will employment, which means that any of our employees could leave our employment at any time, with or without notice. We also do not maintain “key man” insurance policies on the lives of these individuals or the lives of any of our other employees.

***Our corporate culture has contributed to our success, and if we cannot maintain this culture as we grow, we could lose the innovation, creativity and teamwork fostered by our culture and our business may be harmed.***

We believe that our culture has been and will continue to be a critical contributor to our success. We expect to continue to hire aggressively as we expand, and we believe our corporate culture has been crucial in our success and our ability to attract highly skilled personnel. If we do not continue to develop our corporate culture or maintain and preserve our core values as we grow and evolve, we may be unable to foster the innovation, curiosity, creativity, focus on execution, teamwork and the facilitation of critical knowledge transfer and knowledge sharing we believe we need to support our growth. Moreover, liquidity available to our employee securityholders following this offering could lead to disparities of wealth among our employees, which could adversely impact relations among employees and our culture in general. Our anticipated headcount growth and our transition from a private company to a public company may result in a change to our corporate culture, which could harm our business.

***We must comply with anti-corruption, anti-bribery, anti-money laundering and similar laws.***

We are subject to the U.S. Foreign Corrupt Practices Act which generally prohibits U.S. companies from engaging in bribery or other prohibited payments to foreign officials for the purpose of obtaining or retaining business and requires companies to maintain accurate books and records and internal controls, including at foreign controlled subsidiaries. We are also subject to requirements under the U.S. Treasury Department's Office of Foreign Assets Control, U.S. domestic bribery laws and other anti-corruption, anti-bribery and anti-money laundering laws. While we have policies and procedures in place designed to promote compliance with such laws, our employees or other agents may nonetheless engage in prohibited conduct under these laws for which we or our executives might be held responsible. If our employees or other agents are found to have engaged in such practices, we could suffer severe penalties and other consequences that may have an adverse effect on our business, financial condition and results of operations.

***Our ability to utilize our net operating loss carryforwards and research and development credit may be limited.***

As of June 30, 2020, we had U.S. federal and state net operating loss (NOL) carryforwards of approximately \$257.2 million and \$282.7 million, respectively. If not utilized, our U.S. federal NOLs generated in taxable years beginning before 2018 will begin to expire in 2024 and our state NOLs in conforming states generated in taxable years beginning before 2018 will begin to expire in 2020. Deductibility of U.S. federal NOLs generated in taxable years beginning after 2017 and used in taxable years beginning after 2020 are limited to 80% of our taxable income before the deduction of such NOLs. As of June 30, 2020, we also had U.S. federal and state research and development credits of approximately \$5.4 million and \$3.9 million, respectively. Our U.S. federal research and development credits begin to expire in 2030. State research and development credits do not expire. Under Sections 382 and 383 of the Internal Revenue Code of 1986, as amended (the Code) a corporation that undergoes an ownership change, generally defined as a greater than 50% change by value in its equity ownership over a three-year period, is subject to limitations on its ability to utilize its pre-change net operating losses and its research and development credit carryforwards to offset future taxable income. Our existing NOLs and research and development credit carryforwards may be subject to limitations arising from previous ownership changes, and if we undergo an ownership change, including possibly in connection with this offering, our ability to utilize NOLs and research and development credit carryforwards could be further limited by Sections 382 and 383 of the Code. Similar rules may apply under state tax laws. In addition, our ability to deduct net interest expense may be limited if we have insufficient taxable income for the year during which the interest is incurred, and any future carryovers of such disallowed interest would be subject to the limitation rules similar to those applicable to NOLs and other attributes. Future changes in our stock ownership, some of which might be beyond our control, could result in an ownership change under Section 382 of the Code. For these reasons, in the event we experience a change of control, we may not be able to utilize a material portion of the existing NOLs, research and development credit carryforwards or future disallowed interest expense carryovers, even if we attain profitability. Any limitation on using NOLs could adversely impact operating results and result in our retaining less cash after payment of U.S. federal and state income taxes.

***The terms of our credit agreement require us to meet certain operating and financial covenants and place restrictions on our operating and financial flexibility. If we raise additional capital through debt financing, the terms of any new debt could further restrict our ability to operate our business.***

We entered into a senior secured term loan facility with Silicon Valley Bank (SVB) in July 2020 (the SVB Loan and Security Agreement) which provides for a \$30.0 million term loan (the SVB Term Loan). The loan is secured by substantially all of our assets, including all of the capital stock held by us, if any, (subject to a 65% limitation on pledges of capital stock of foreign subsidiaries), subject to certain exceptions (including an exception regarding intellectual property). The SVB Loan and Security Agreement contains a number of restrictive covenants, and the terms may restrict our current and future operations, particularly our ability to respond to certain changes in our business or industry, or take future actions. See the section titled "Management's Discussion and Analysis of Financial Condition and Results of Operations—Liquidity and Capital Resources—Debt Obligations."

## [Table of Contents](#)

The SVB Loan and Security Agreement contains customary representations and warranties and affirmative covenants and also contains certain restrictive covenants, including, among others, limitations on: the incurrence of additional debt, liens on property, acquisitions and investments, loans and guarantees, mergers, consolidations, liquidations and dissolutions, asset sales, dividends and other payments in respect of our capital stock, prepayments of certain debt, transactions with affiliates and changes to our type of business, management of the business, control of the business or business locations. The SVB Loan and Security Agreement does not include any financial covenants but does require us to maintain cash collateral in a deposit account at SVB in an amount equal to or greater than the outstanding principal balance of the SVB Term Loan. The SVB Loan and Security Agreement also contains customary events of default. If we fail to comply with such covenants, payments or other terms of the SVB Loan and Security Agreement, our lender could declare an event of default, which would give it the right to declare all borrowings outstanding, together with accrued and unpaid interest and fees, to be immediately due and payable. In addition, our lender would have the right to proceed against the assets we provided as collateral pursuant to the SVB Loan and Security Agreement. If the debt under SVB Loan and Security Agreement was accelerated, we may not have sufficient cash or be able to sell sufficient assets to repay this debt, which would harm our business and financial condition.

***If our estimates or judgments relating to our critical accounting policies prove to be incorrect, our results of operations could be adversely affected.***

The preparation of financial statements in conformity with United States generally accepted accounting principles (GAAP) and our key metrics require management to make estimates and assumptions that affect the amounts reported in the financial statements and accompanying notes and amounts reported in our key metrics. We base our estimates on historical experience and on various other assumptions that we believe to be reasonable under the circumstances, as provided in the section titled “Management’s Discussion and Analysis of Financial Condition and Results of Operations.” The results of these estimates form the basis for making judgments about the carrying values of assets, liabilities and equity and the amount of revenue and expenses that are not readily apparent from other sources. Significant assumptions and estimates used in preparing our financial statements include those related to allowance for doubtful accounts, assessment of the useful life and recoverability of long-lived assets, warranty obligations, fair values of stock-based awards, warrants, contingent consideration, and income taxes. Our results of operations may be adversely affected if our assumptions change or if actual circumstances differ from those in our assumptions, which could cause our results of operations to fall below the expectations of securities analysts and investors, resulting in a decline in the trading price of our common stock.

***We may acquire other businesses which could require significant management attention, disrupt our business, dilute stockholder value and adversely affect our results of operations.***

As part of our business strategy, we may in the future make acquisitions or investments in complementary companies, products or technologies that we believe fit within our business model and can address the needs of our customers and potential customers. In the future, we may not be able to acquire and integrate other companies, products or technologies in a successful manner. We may not be able to find suitable acquisition candidates, and we may not be able to complete such acquisitions on favorable terms, if at all. In addition, the pursuit of potential acquisitions may divert the attention of management and cause us to incur additional expenses in identifying, investigating and pursuing suitable acquisitions, whether or not they are consummated. If we do complete acquisitions, we may not ultimately strengthen our competitive position or achieve our goals, including increases in revenue, and any acquisitions we complete could be viewed negatively by our customers, investors and industry analysts.

Future acquisitions may reduce our cash available for operations and other uses and could result in amortization expense related to identifiable assets acquired. We may have to pay cash, incur debt or issue equity securities to pay for any such acquisition, each of which could adversely affect our financial condition or the value of our common stock. The sale or issuance of equity to finance any such acquisitions would result in dilution to our stockholders. The incurrence of indebtedness to finance any such acquisition would result in fixed

obligations and could also include covenants or other restrictions that could impede our ability to manage our operations. In addition, our future results of operations may be adversely affected by the dilutive effect of an acquisition, performance earn-outs or contingent bonuses associated with an acquisition. Furthermore, acquisitions may require large, onetime charges and can result in increased debt or contingent liabilities, adverse tax consequences, additional stock-based compensation expenses and the recording and subsequent amortization of amounts related to certain purchased intangible assets, any of which items could negatively affect our future results of operations. We may also incur goodwill impairment charges in the future if we do not realize the expected value of any such acquisitions.

Also, the anticipated benefit of any strategic alliance, joint venture or acquisition may not materialize, or such strategic alliance, joint venture or acquisition may be prohibited. In July 2020, we entered into the SVB Loan and Security Agreement which also restricts our ability to pursue certain mergers, acquisitions, amalgamations or consolidations that we may believe to be in our best interest. Additionally, future acquisitions or dispositions could result in potentially dilutive issuances of our equity securities, the incurrence of debt, contingent liabilities or amortization expenses or write-offs of goodwill, any of which could harm our financial condition. We cannot predict the number, timing or size of future joint ventures or acquisitions, or the effect that any such transactions might have on our operating results.

### **Risks Related to Governmental Regulation**

***We are subject to a post-market surveillance order issued by the FDA for our Tablo System. If the FDA determines that our Tablo System does not perform as anticipated in the home use setting, or if the FDA identifies new concerns related to the safety and effectiveness of the device, we may need to make changes to or recall or withdraw the Tablo System from the field, which could harm our business.***

The FDA recently notified us that the Tablo System is subject to a mandatory post-market surveillance order under Section 522 of the Federal Food Drug and Cosmetic Act (FDCA). Section 522 of the FDCA authorizes the FDA to require a manufacturer to conduct post-market surveillance for devices that meet certain criteria. Relevant here, the FDA determined that the Tablo is a device where its failure would be reasonably likely to have serious adverse health consequences, and that it is intended to be a life-sustaining or life-supporting device used outside a device user facility.

The FDA issued this 522 order to address (i) whether there are use-related safety concerns when the Tablo System is used by the new user population in the home environment unsupervised by a trained healthcare professional; (ii) whether the safety profile in this new user population and home environment requires Outset Medical to provide changes to the device design, labeling, and/or training and, if so, what labeling and training are necessary to support user understanding and adherence to minimize use-related safety concerns, adverse events, or complaints when the Tablo System is used at home; and (iii) what adverse events and complaints are observed when the Tablo System is used at home unsupervised by a trained healthcare professional.

To address these issues, the FDA has required that we conduct a human factors study, as well as conduct a detailed analysis of adverse events and complaints from home users. With respect to the post-market surveillance issues, the FDA has ordered collection of prospective data on use in the home environment to assess adverse events and human factors.

In response to the 522 Order, we have submitted a simulated human factors test protocol to the agency. We had previously committed to FDA to conduct this study as a validation activity while the Tablo 510(k) was under review by FDA. The study was designed in accordance with FDA human factors guidance. By the time that the 522 Order was issued, we had already begun and completed a substantial portion of this simulated use human factors validation testing. Because the study design also is consistent with the types of postmarket surveillance that can be used to respond to a 522 Order per FDA's 522 guidance, we believe that the existing study sufficiently addresses FDA's 522 Order. Study enrollment was halted due to the COVID-19 pandemic and

regional shelter-in-place orders. Once we are able to complete our study, a final report will be provided to the FDA. Should the FDA decide that use of the Tablo System in the home environment identifies new concerns related to the safety and effectiveness of the product, or if the FDA determines that the requirements of the 522 order are otherwise unmet, we may be required to make changes to our Tablo System for which we may need to submit new marketing authorization applications and obtain clearance, we may need to withdraw or recall the Tablo System from the market, and may be subject to other enforcement action, which could harm our business.

***Changes to the reimbursement rates for dialysis treatments and measures to reduce healthcare costs may adversely impact our business.***

Our customers depend upon reimbursement by government and commercial insurance payors for dialysis services using our products. With a vast majority of U.S. patients with ESRD, covered by Medicare, the Medicare reimbursement rate is an important factor in a customer's decision to use the Tablo and limits the prices we may charge for our products. For patients with Medicare coverage, all payments for renal dialysis services are currently made under a single bundled payment rate which provides a fixed payment rate to encompass virtually all goods and services provided during the dialysis treatment. The bundled payment rate is also adjusted for certain patient characteristics, a geographic wage index, and other factors. The ESRD prospective payment system is subject to rebasing, which can have a positive financial effect, or a negative one if the government fails to rebase in a manner that adequately addresses the costs borne by dialysis facilities.

Current Centers for Medicare and Medicaid Services (CMS) rules limit the number of hemodialysis treatments paid for by Medicare Part B to three times a week, unless there is medical justification provided by the dialysis facility based on information from the patient's physician for additional treatments. To the extent that over three treatments per week are prescribed for Tablo patients and Medicare contractors determine they will not pay for additional treatments, adoption of the Tablo System could be impaired. As there is not a uniform national standard for what constitutes medical justification, a clinic's decision as to how much it is willing to spend on home dialysis equipment and services will be at least partly dependent on the number of weekly treatments prescribed for home dialysis, and if greater than three, the level of confidence the center has in the predictability of receiving reimbursement from Medicare for additional treatments per week based on submitted claims for medical justification.

Although most ESRD patients are currently covered by traditional Medicare, beginning January 1, 2021, when changes from the 21st Century Cures Act enter into effect, more dialysis patients will be eligible to enroll in Medicare Advantage managed care plans. While Medicare Advantage plans must provide at least the same level of coverage for Medicare beneficiaries as traditional Medicare, reimbursement to dialysis facilities will depend on each Medicare Advantage plan's contracts and network agreements with each dialysis facility. There is uncertainty as to how many or which newly eligible ESRD patients will seek to enroll in Medicare Advantage plans and how quickly enrollment would occur, and whether coverage and reimbursement is more favorable than Medicare Part B will vary by plan.

Many ESRD patients have Medicaid coverage that is supplemental to Medicare coverage, and some ESRD patients may have Medicaid as their primary coverage. Because Medicaid is a state-administered program, Medicaid reimbursement for dialysis services varies by state. Changes in state Medicaid or other non-Medicare government-based programs or payment rates could have an adverse effect on our customer's business.

Finally, some patients may have coverage through private insurance, for example through a marketplace plan set up under the Affordable Care Act or through an employer or union group health plan. Private insurance reimbursement is generally higher than government reimbursement, but it varies by sponsor and plan. Commercial payment rates are negotiated between our customers and insurers or other third-party administrators, and commercial payors may also exert downward pressure on payment rates for dialysis services.

Any reduction in reimbursement rates for dialysis treatments may adversely affect our customers' businesses and cause them to enact cost reduction measures that may include reducing the scope of their home hemodialysis programs, which could result in a reduced demand for our product or additional pricing pressures.

***Healthcare reform measures could hinder or prevent the commercial success of Tablo.***

In the United States, there have been, and we expect there will continue to be, a number of legislative and regulatory changes to the healthcare system in ways that may harm our future revenues and profitability and the demand for Tablo. Federal and state lawmakers regularly propose and, at times, enact legislation that would result in significant changes to the healthcare system, some of which are intended to contain or reduce the costs of medical products and services. Current and future legislative proposals to further reform healthcare or reduce healthcare costs may limit coverage of or lower reimbursement for the procedures associated with the use of Tablo. The cost containment measures that payors and providers are instituting and the effect of any healthcare reform initiative implemented in the future could impact our revenue from the sale of Tablo.

By way of example, in the United States, the Affordable Care Act substantially changed the way healthcare is financed by both governmental and private insurers, and significantly impacts our industry. The Affordable Care Act contains a number of provisions, including those governing enrollment in federal healthcare programs, reimbursement changes and fraud and abuse measures, all of which will impact existing government healthcare programs and will result in the development of new programs.

There have been judicial challenges to certain aspects of the Affordable Care Act, as well as efforts by the Trump administration and Congress to repeal or replace or alter the implementation of certain aspects of the Affordable Care Act. For example, Congress eliminated the tax penalty, starting January 1, 2019, for not complying with the Affordable Care Act's individual mandate to carry health insurance. The Further Consolidated Appropriations Act of 2020, Pub. L. No. 116-94, signed into law December 20, 2019, fully repealed the Affordable Care Act's "Cadillac Tax" on certain high cost employer-sponsored insurance plans, the annual fee imposed on certain health insurance providers based on market share (repeal effective in 2021), and the medical device excise tax on non-exempt medical devices. On December 14, 2018, a Texas U.S. District Court Judge invalidated the Affordable Care Act in its entirety because he concluded that the individual mandate, which was repealed by Congress as part of the Tax Cuts and Jobs Act of 2017, is unconstitutional and cannot be severed from the remainder of the Affordable Care Act. The Fifth Circuit Court of Appeals affirmed the district court's ruling that the individual mandate was unconstitutional, but it remanded the case back to the district court for further analysis of whether the mandate could be severed from the Affordable Care Act (i.e., whether the entire Affordable Care Act was therefore also invalid). The Supreme Court of the United States granted certiorari on March 2, 2020, and the case is expected to be decided by mid-2021. It is unclear how this decision, and other efforts to challenge, repeal, or replace, or alter the implementation of the Affordable Care Act will affect our business, financial condition and results of operations.

In addition, other legislative changes have been proposed and adopted since the Affordable Care Act was enacted. For example, the Budget Control Act of 2011, among other things, included reductions to CMS payments to providers of 2% per fiscal year, which went into effect on April 1, 2013 and, due to subsequent legislative amendments to the statute, will remain in effect through 2030 unless additional Congressional action is taken, with the exception of a temporary suspension of the 2% cut in Medicare payments from May 1, 2020 through December 31, 2020. Additionally, the American Taxpayer Relief Act of 2012, among other things, reduced CMS payments to several providers, including hospitals, and increased the statute of limitations period for the government to recover Medicare overpayments to providers from three to five years.

Moreover, other legislative and executive actions have encouraged the development of new payment and care models for ESRD patients. For example, in 2017, legislation was introduced to establish a demonstration project for integrated care for Medicare beneficiaries with ESRD. Further, an executive order signed in July 2019 directed the Secretary of HHS to develop, among other things, payment models designed to

## Table of Contents

identify and treat at-risk populations earlier in disease development, and in connection with the executive order, HHS announced a goal of having 80% of new ESRD patients in 2025 either receive dialysis at home or receive a transplant. CMS subsequently announced in a proposed rule the End-Stage Renal Disease Treatment Choices Model, which, if implemented, would be a mandatory payment model focused on encouraging greater use of home dialysis and kidney transplants. CMS also announced the implementation of four voluntary payment models with incentives to providers to delay the onset of dialysis and to incentivize kidney transplantation. Changes to the models of patient care, including an increased focus on treatments earlier in disease progression, may adversely affect our customers' businesses and potentially decrease the demand for our product or result in additional pricing pressures. Further, with home dialysis as a growing trend in the industry and issuance of the executive order and proposed rule, a failure to implement our expansion into home dialysis could have a material adverse impact on our business.

The continuing efforts of the government, insurance companies, managed care organizations and other payors of healthcare services to contain or reduce costs of healthcare may harm:

- our ability to set a price that we believe is fair for Tablo;
- our ability to generate revenue and achieve or maintain profitability; and
- the availability of capital.

The current presidential administration and Congress may continue to pursue significant changes to the current healthcare laws. We cannot predict what other healthcare programs and regulations will ultimately be implemented at the federal or state level or the effect of any future legislation or regulation in the United States on our business, financial condition and results of operations. Future changes in healthcare policy could increase our costs and subject us to additional regulatory requirements that may interrupt commercialization of our current and future solutions, decrease our revenue and impact sales of and pricing for our current and future products.

### ***We must comply with anti-kickback, fraud and abuse, false claims, transparency, and other healthcare laws and regulations.***

Our current and future operations are subject to various federal and state healthcare laws and regulations. These laws affect our sales, marketing and other promotional activities by limiting the kinds of financial arrangements, including sales programs, we may have with dialysis providers, hospitals, physicians or other potential purchasers or users, including patients, of medical devices and services. They also impose additional administrative and compliance burdens on us. In particular, these laws influence, among other things, how we structure our sales and rental offerings, including discount practices, customer support, education and training programs and physician consulting and other service arrangements. These laws include but are not limited to:

- the U.S. federal Anti-Kickback Statute, which prohibits, among other things, persons or entities from knowingly and willfully soliciting, offering, receiving or paying any remuneration, directly or indirectly, overtly or covertly, in cash or in kind, to induce or reward either the referral of an individual for, or the purchase, lease, order, or arranging for or recommending the purchase, lease or order of, any good or service, for which payment may be made, in whole or in part, under federal healthcare programs such as Medicare and Medicaid. A person or entity does not need to have actual knowledge of the statute or specific intent to violate it in order to have committed a violation;
- the U.S. federal false claims laws, including the civil False Claims Act, which can be enforced by the U.S. Department of Justice or through "qui tam," whistleblower actions, which are filed by private citizens on behalf of the federal government. The False Claims Act prohibits any person from, among other things, knowingly presenting, or causing to be presented false or fraudulent

claims for payment of government funds; knowingly making, using or causing to be made or used, a false record or statement material to an obligation to pay money to the government or knowingly and improperly avoiding, decreasing or concealing an obligation to pay money to the U.S. federal government. In addition, any claims submitted as a result of a violation of the federal Anti-Kickback Statute constitute false claims and are subject to enforcement under the federal False Claims Act;

- criminal healthcare statutes that were added by HIPAA, which imposes criminal and civil liability for, among other things, knowingly and willfully executing, or attempting to execute, a scheme to defraud any healthcare benefit program, or knowingly and willfully falsifying, concealing or covering up a material fact or making any materially false statement, in connection with the delivery of, or payment for healthcare benefits, items or services by a healthcare benefit program, which includes both government and privately funded benefits programs; similar to the U.S. federal Anti-Kickback Statute, a person or entity does not need to have actual knowledge of the statute or specific intent to violate them in order to have committed a violation;
- the Physician Payments Sunshine Act (Sunshine Act) and its implementing regulations, which requires certain manufacturers of drugs, devices, biologics and medical supplies that are reimbursable under Medicare, Medicaid, or the Children's Health Insurance Program to report annually to the CMS information related to certain payments made in the preceding calendar year and other transfers of value to physicians and teaching hospitals, and for reporting beginning January 1, 2022, to physician assistants, nurse practitioners, clinical nurse specialists, certified nurse anesthetists, and certified nurse-midwives, as well as ownership and investment interests held by physicians and their immediate family members; and
- state laws and regulations, including state anti-kickback and false claims laws, that may apply to our business practices, including but not limited to, research, sales and marketing arrangements and claims involving healthcare items or services reimbursed by any third-party payor, including private insurers; state laws that require medical device companies to comply with the medical device industry's voluntary compliance guidelines and the relevant compliance guidance promulgated by the U.S. federal government, or otherwise restrict payments that may be made to healthcare providers and other potential referral sources; and state laws and regulations that require drug and device manufacturers to file reports relating to pricing and marketing information, which requires tracking gifts and other remuneration and items of value provided to healthcare professionals and entities.

If our operations are found to be in violation of any of these laws or any other governmental regulations that may apply to us, we may be subject to significant civil, criminal and administrative penalties, damages, fines, imprisonment, exclusion from government funded healthcare programs, such as Medicare and Medicaid, additional oversight and reporting requirements and the curtailment or restructuring of our operations. Moreover, any investigation into our practices could cause adverse publicity and require a costly and time-consuming response.

***Tablo and our operations are subject to extensive government regulation and oversight in the United States. If we fail to obtain or maintain necessary regulatory approvals for Tablo and related products, or if approvals or clearances for future products are delayed or not issued, it will negatively affect our business, financial condition and results of operations.***

Tablo is a medical device subject to extensive regulation in the United States and elsewhere, including by the FDA and its foreign counterparts. Government regulations specific to medical devices are wide ranging and govern, among other things:

- product design, development, manufacture, and release;



## Table of Contents

- laboratory and clinical testing, labeling, packaging, storage and distribution;
- product safety and efficacy;
- premarketing clearance or approval;
- service operations;
- record keeping;
- product marketing, promotion and advertising, sales and distribution;
- post-marketing surveillance, including reporting of deaths or serious injuries and recalls and correction and removals;
- post-market approval studies; and
- product import and export.

The FDA classifies medical devices into one of three classes on the basis of the intended use of the device, the risk associated with the use of the device for that indication, as determined by the FDA, and on the controls deemed by the FDA to be necessary to reasonably ensure their safety and effectiveness.

Class I includes devices with the lowest risk to the patient and are those for which safety and effectiveness can be assured by adherence to the FDA's General Controls for medical devices, which include compliance with the applicable portions of the Quality System Regulation (QSR) facility registration and product listing, reporting of adverse medical events, and truthful and non-misleading labeling, advertising, and promotional materials. Class II devices are subject to the FDA's General Controls, and special controls as deemed necessary by the FDA to ensure the safety and effectiveness of the device. These special controls can include performance standards, post-market surveillance, patient registries and FDA guidance documents.

While most Class I devices are exempt from the 510(k) premarket notification requirement, manufacturers of most Class II devices are required to submit to the FDA a premarket notification under Section 510(k) of the FDCA requesting permission to commercially distribute the device. The FDA's permission to commercially distribute a device subject to a 510(k) premarket notification is generally known as 510(k) clearance. Devices deemed by the FDA to pose the greatest risks, such as life sustaining, life supporting or some implantable devices, or devices that have a new intended use, or use advanced technology that is not substantially equivalent to that of a legally marketed device, are placed in Class III, requiring premarket approval (PMA). Some pre-amendment devices are unclassified, but are subject to FDA's premarket notification and clearance process in order to be commercially distributed. Our currently marketed product is a Class II device subject to 510(k) clearance.

Before a new medical device, or a new intended use of, claim for, or significant modification to an existing device, can be marketed in the United States, a company must first submit an application for and receive either 510(k) clearance pursuant to a premarket notification submitted under Section 510(k) of the FDCA, de-novo classification, or PMA from the FDA, unless an exemption applies. Most Class I devices and some Class II devices are exempt from these premarket review requirements. In the 510(k) clearance process, before a device may be marketed, the FDA must determine that a proposed device is substantially equivalent to a legally-marketed predicate device, which includes a device that has been previously cleared through the 510(k) process, a device that was legally marketed prior to May 28, 1976 (pre-amendments device), a device that was originally on the U.S. market pursuant to an approved PMA and later down-classified, or a 510(k)-exempt device. To be substantially equivalent, the proposed device must have the same intended use as the predicate device, and either

## Table of Contents

have the same technological characteristics as the predicate device or have different technological characteristics and not raise different questions of safety or effectiveness than the predicate device. Clinical data are sometimes required to support substantial equivalence.

In the process of obtaining PMA approval the FDA must determine that a proposed device is safe and effective for its intended use based, in part, on extensive data, including, but not limited to, technical, clinical trial, manufacturing and labeling data.

The FDA also allows the submission of a direct de-novo petition. This procedure allows a manufacturer whose novel device is automatically classified into Class III to request down-classification of its medical device into Class I or Class II on the basis that the device presents low or moderate risk, rather than requiring the submission and approval of a PMA application. Prior to the enactment of the Food and Drug Administration Safety and Innovation Act of 2012 (FDASIA), a medical device could only be eligible for de novo classification if the manufacturer first submitted a 510(k) premarket notification and received a determination from the FDA that the device was not substantially equivalent. FDASIA streamlined the de novo classification pathway by permitting manufacturers to request de novo classification directly without first submitting a 510(k) premarket notification to the FDA and receiving a not substantially equivalent determination.

The 510(k), de-novo or PMA processes can be expensive, lengthy and unpredictable. The FDA's 510(k) clearance process usually takes from three to 12 months, but can last longer. The process of obtaining a PMA is much more costly and uncertain than the 510(k) clearance process and generally takes from one to three years, or even longer, from the time the application is filed with the FDA. In addition, a PMA generally requires the performance of one or more clinical trials. Despite the time, effort and cost, a device may not be approved or cleared by the FDA. Any delay or failure to obtain necessary regulatory clearances or approvals could harm our business. Furthermore, even if we are granted regulatory clearances or approvals, they may include significant limitations on the indicated uses for the device, which may limit the market for the device.

We have obtained 510(k) clearances to market Tablo for use in patients with acute and/or chronic renal failure, with or without ultrafiltration, in the settings of an acute or chronic care facility and the home. However, Tablo is not cleared by FDA for Continuous Renal Replacement Therapy (CRRT).

The FDA or other regulators can delay, limit, or deny clearance or approval of a device for many reasons, including:

- our inability to demonstrate to the satisfaction of the FDA or the applicable regulatory entity or notified body that the Tablo System, or any other future device, and any accessories are substantially equivalent to a legally marketed predicate device or safe or effective for their proposed intended uses;
- the disagreement of the FDA with the design or implementation of any clinical trials or the interpretation of data from preclinical studies or clinical trials;
- serious and unexpected adverse device effects experienced by participants in our clinical trials;
- the insufficiency of the data from preclinical studies or clinical trials to support clearance or approval, where required;
- our inability to demonstrate that the clinical and other benefits of the device outweigh the risks;
- the failure of our manufacturing process or facilities to meet applicable requirements; and
- the potential for approval policies or regulations of the FDA or applicable foreign regulatory bodies to change significantly in a manner rendering our clinical data or regulatory filings insufficient for clearance or approval.

## [Table of Contents](#)

The regulations to which we are subject are complex and have tended to become more stringent over time. Regulatory changes could result in restrictions on our ability to carry on or expand our operations, higher than anticipated costs or lower than anticipated sales. The FDA enforces these regulatory requirements through, among other means, periodic unannounced inspections. We do not know whether we will be found compliant in connection with any future regulatory inspections. Moreover, the FDA and state authorities have broad enforcement powers. Our failure to comply with applicable regulatory requirements could result in enforcement action by any such agency, which may include any of the following sanctions:

- adverse publicity, warning letters, untitled letters, it has come to our attention letters, fines, injunctions, consent decrees and civil penalties;
- repair, replacement, refunds, recall or seizure of Tablo;
- operating restrictions, partial suspension or total shutdown of production;
- denial of our requests for regulatory clearance or PMA of new products or services, new intended uses or modifications to existing products or services;
- withdrawal of regulatory clearance or PMAs that have already been granted; or
- criminal prosecution.

If any of these events were to occur, it will negatively affect our business, financial condition and results of operations.

***Our future success depends on our ability to develop, receive regulatory clearance or approval for, and introduce new products that will be accepted by the market in a timely manner. There is no guarantee that the FDA will grant 510(k) clearance or PMA approval of our future products on a timely basis, if at all, and failure to obtain necessary clearances or approvals for our future products would adversely affect our ability to grow our business.***

It is important to our business that we build a pipeline of product offerings that address limitations of current dialysis products. As such, our success will depend in part on our ability to develop and introduce new products. However, we may not be able to successfully develop and obtain regulatory clearance or approval for product enhancements, or new products for any number of reasons, including due to the cost associated with certain regulatory approval requirements, or these products may not be accepted by physicians or users.

The success of any new product offering or enhancement to an existing product will depend on a number of factors, including our ability to, among others:

- identify and anticipate physician and patient needs properly;
- develop and introduce new products or product enhancements in a timely manner;
- avoid infringing upon the intellectual property rights of third parties;
- demonstrate, if required, the safety and efficacy of new products with data from clinical studies;
- obtain the necessary regulatory clearances or approvals for new products or product enhancements;
- comply fully with the FDA and foreign regulations on marketing of new products or modified products; and
- provide adequate training to potential users of Tablo.

## [Table of Contents](#)

If we do not develop new products or product enhancements in time to meet market demand or if there is insufficient demand for these products or enhancements, or if our competitors introduce new products with functionalities that are superior to ours, our results of operations will suffer.

Some of our future products will require FDA clearance of a 510(k). Other products may require the approval of a PMA. In addition, some of our future products may require clinical trials to support regulatory approval and we may not successfully complete these clinical trials. The FDA may not approve or clear these products for the indications that are necessary or desirable for successful commercialization. Indeed, the FDA may refuse our requests for 510(k) clearance or PMA of new products. Failure to receive clearance or approval for our new products would have an adverse effect on our ability to expand our business.

***Modifications to our marketed products may require new 510(k) clearances or PMA approvals, or may require us to cease marketing or recall the modified products until clearances or approvals are obtained.***

Modifications to Tablo and associated consumables may require new regulatory approvals or clearances, including 510(k) clearances or PMAs, or require us to recall or cease marketing the modified systems until these clearances or approvals are obtained. The FDA requires device manufacturers to initially make and document a determination of whether or not a modification requires a new approval, supplement or clearance. A manufacturer may determine that a modification could not significantly affect safety or efficacy and does not represent a major change in its intended use, so that no new 510(k) clearance is necessary. However, the FDA can review a manufacturer's decision and may disagree. The FDA may also on its own initiative determine that a new clearance or approval is required. We have made modifications to Tablo in the past and may make additional modifications in the future that we believe do not or will not require additional clearances or approvals. If the FDA disagrees and requires new clearances or approvals for the modifications, we may be required to recall and to stop marketing Tablo as modified, which could require us to redesign Tablo and/or seek new marketing authorizations and harm our operating results. In these circumstances, we may be subject to significant enforcement actions.

If a manufacturer determines that a modification to an FDA-cleared device could significantly affect its safety or effectiveness, or would constitute a major change in its intended use, then the manufacturer must file for a new 510(k) clearance or possibly a PMA application. Where we determine that modifications to Tablo require a new 510(k) clearance or PMA application, we may not be able to obtain those additional clearances or approvals for the modifications or additional indications in a timely manner, or at all. Obtaining clearances and approvals can be a time-consuming process, and delays in obtaining required future clearances or approvals would adversely affect our ability to introduce new or enhanced products in a timely manner, which in turn would harm our future growth.

***If we or our suppliers fail to comply with ongoing FDA or other foreign regulatory authority requirements, or if we experience unanticipated problems with our products, these products could be subject to restrictions or withdrawal from the market.***

Even though we have obtained 510(k) clearance for Tablo, it and any other product for which we obtain clearance or approval, and the manufacturing processes, post-market surveillance, post-approval clinical data and promotional activities for such product, will be subject to continued regulatory review, oversight, requirements, and periodic inspections by the FDA and other domestic and foreign regulatory bodies. In particular, we and our suppliers are required to comply with FDA's QSR and other regulations enforced outside the United States which cover the manufacture of our products and the methods and documentation of the design, testing, production, control, quality assurance, labeling, packaging, storage and shipping of medical devices. Regulatory bodies, such as the FDA, enforce the QSR and other regulations through periodic inspections. The failure by us or one of our suppliers to comply with applicable statutes and regulations administered by the FDA and other regulatory bodies, or the failure to timely and adequately respond to any adverse inspectional observations or product safety issues, could result in, among other things, any of the following enforcement actions:

- untitled letters, warning letters, fines, injunctions, consent decrees and civil penalties;

## Table of Contents

- unanticipated expenditures to address or defend such actions
- customer notifications for repair, replacement, refunds;
- recall, detention or seizure of our products;
- operating restrictions or partial suspension or total shutdown of production;
- refusing or delaying our requests for 510(k) clearance or PMA of new products or modified products;
- operating restrictions;
- withdrawal of 510(k) clearances on PMA approvals that have already been granted;
- refusal to grant export approval for our products; or
- criminal prosecution.

If any of these actions were to occur it would harm our reputation and cause our product sales and profitability to suffer and may prevent us from generating revenue. Furthermore, our key component suppliers may not currently be or may not continue to be in compliance with all applicable regulatory requirements which could result in our failure to produce our products on a timely basis and in the required quantities, if at all.

In addition, we are required to conduct costly post-market testing and surveillance to monitor the safety or effectiveness of our products, and we must comply with medical device reporting requirements, including the reporting of adverse events and malfunctions related to our products. For example, the FDA recently issued to us a post-market surveillance order under Section 522 of the FDCA which requires that we conduct a human factors study, as well as conduct a detailed analysis of adverse events and complaints from home users. Later discovery of previously unknown problems with our products, including unanticipated adverse events or adverse events of unanticipated severity or frequency, manufacturing problems, or failure to comply with regulatory requirements such as QSR, may result in changes to labeling, restrictions on such products or manufacturing processes, withdrawal of the products from the market, voluntary or mandatory recalls, a requirement to repair, replace or refund the cost of any medical device we manufacture or distribute, fines, suspension of regulatory approvals, product seizures, injunctions or the imposition of civil or criminal penalties which would adversely affect our business, operating results and prospects.

***Our products may cause or contribute to adverse medical events or be subject to failures or malfunctions that we are required to report to the FDA, and if we fail to do so, we would be subject to sanctions that could harm our reputation, business, financial condition and results of operations. The discovery of serious safety issues with our products, or a recall of our products either voluntarily or at the direction of the FDA or another governmental authority, could have a negative impact on us.***

We are subject to the FDA's medical device reporting regulations and similar foreign regulations, which require us to report to the FDA when we receive or become aware of information that reasonably suggests that one or more of our products may have caused or contributed to a death or serious injury or malfunctioned in a way that, if the malfunction were to recur, it could cause or contribute to a death or serious injury. The timing of our obligation to report is triggered by the date we become aware of the adverse event as well as the nature of the event. We may fail to report adverse events of which we become aware within the prescribed timeframe. We may also fail to recognize that we have become aware of a reportable adverse event, especially if it is not reported to us as an adverse event or if it is an adverse event that is unexpected or removed in time from the use of the product. If we fail to comply with our reporting obligations, the FDA could take action, including warning letters, untitled letters, administrative actions, criminal prosecution, imposition of civil monetary penalties, revocation of our device clearance or approval, seizure of our products or delay in clearance or approval of future products.

## [Table of Contents](#)

The FDA and foreign regulatory bodies have the authority to require the recall of commercialized products in the event of material deficiencies or defects in design or manufacture of a product or in the event that a product poses an unacceptable risk to health. The FDA's authority to require a recall must be based on a finding that there is reasonable probability that the device could cause serious injury or death. We may also choose to voluntarily recall a product if any material deficiency is found. A government-mandated or voluntary recall by us could occur as a result of an unacceptable risk to health, component failures, malfunctions, manufacturing defects, labeling or design deficiencies, packaging defects or other deficiencies or failures to comply with applicable regulations. Product defects or other errors may occur in the future.

Depending on the corrective action we take to redress a product's deficiencies or defects, the FDA may require, or we may decide, that we will need to obtain new clearances or approvals for the device before we may market or distribute the corrected device. Seeking such clearances or approvals may delay our ability to replace the recalled devices in a timely manner. Moreover, if we do not adequately address problems associated with our devices, we may face additional regulatory enforcement action, including FDA warning letters, product seizure, injunctions, administrative penalties or civil or criminal fines.

Companies are required to maintain certain records of recalls and corrections, even if they are not reportable to the FDA. We may initiate voluntary withdrawals or corrections for our products in the future that we determine do not require notification of the FDA. If the FDA disagrees with our determinations, it could require us to report those actions as recalls and we may be subject to enforcement action. A future recall announcement could harm our reputation with customers, potentially lead to product liability claims against us and negatively affect our sales. Any corrective action, whether voluntary or involuntary, as well as defending ourselves in a lawsuit, will require the dedication of our time and capital, will distract management from operating our business and may harm our reputation and financial results.

***Our products must be manufactured in accordance with federal and state regulations, and we could be forced to recall our devices or terminate production if we fail to comply with these regulations.***

The methods used in, and the facilities used for, the manufacture of our products must comply with the FDA's QSR, which is a complex regulatory scheme that covers the procedures and documentation of the design, testing, production, process controls, quality assurance, labeling, packaging, handling, storage, distribution, installation, servicing and shipping of medical devices. Furthermore, we are required to verify that our suppliers maintain facilities, procedures and operations that comply with our quality standards and applicable regulatory requirements. The FDA enforces the QSR through periodic announced or unannounced inspections of medical device manufacturing facilities, which may include the facilities of subcontractors. Our products are also subject to similar state regulations and various laws and regulations of foreign countries governing manufacturing.

Our third-party manufacturers may not take the necessary steps to comply with applicable regulations, which could cause delays in the delivery of our products. In addition, failure to comply with applicable FDA requirements or later discovery of previously unknown problems with our products or manufacturing processes could result in, among other things: warning letters or untitled letters; fines, injunctions or civil penalties; suspension or withdrawal of approvals; seizures or recalls of our products; total or partial suspension of production or distribution; administrative or judicially imposed sanctions; the FDA's refusal to grant pending or future clearances or approvals for our products; clinical holds; refusal to permit the import or export of our products; and criminal prosecution of us, our suppliers, or our employees.

Any of these actions could significantly and negatively affect supply of our products. If any of these events occurs, our reputation could be harmed, we could be exposed to product liability claims and we could lose customers and experience reduced sales and increased costs.

***Our products, such as the Tablo, may in the future be subject to product recalls that could harm our reputation, business and financial results.***

Medical devices can experience performance problems in the field that require review and possible corrective action. The occurrence of component failures, manufacturing errors, software errors, design defects or labeling inadequacies affecting a medical device could lead to a government-mandated or voluntary recall by the device manufacturer, in particular when such deficiencies may endanger health. The FDA requires that certain classifications of recalls be reported to the FDA within 10 working days after the recall is initiated. Companies are required to maintain certain records of recalls, even if they are not reportable to the FDA. We may initiate voluntary recalls involving Tablo in the future that we determine do not require notification of the FDA. If the FDA disagrees with our determinations, they could require us to report those actions as recalls. Product recalls may divert management attention and financial resources, expose us to product liability or other claims, harm our reputation with customers and adversely impact our business, financial condition and results of operations.

***We may be subject to regulatory or enforcement actions if we engage in improper marketing or promotion of Tablo.***

Our educational and promotional activities and training methods must comply with FDA and other applicable laws, including the prohibition of the promotion of a medical device for a use that has not been cleared or approved by the FDA. Use of a device outside of its cleared or approved indications is known as “off-label” use. Physicians may use Tablo off-label in their professional medical judgment, as the FDA does not restrict or regulate a physician’s choice of treatment within the practice of medicine. However, if the FDA determines that our educational and promotional activities or training constitutes promotion of an off-label use, it could request that we modify our training or promotional materials or subject us to regulatory or enforcement actions, including the issuance of warning letters, untitled letters, fines, penalties, injunctions, or seizures, which could have an adverse impact on our reputation and financial results.

It is also possible that other federal, state or foreign enforcement authorities might take action if they consider our educational and promotional activities or training methods to constitute promotion of an off-label use, which could result in significant fines or penalties under other statutory authorities, such as laws prohibiting false claims for reimbursement. In that event, our reputation could be damaged, and adoption of the products could be impaired. Although our policy is to refrain from statements that could be considered off-label promotion of Tablo, the FDA or another regulatory agency could disagree and conclude that we have engaged in off-label promotion. It is also possible that other federal, state or foreign enforcement authorities might take action, including, but not limited to, through a whistleblower action under the federal civil False Claims Act (FCA), if they consider our business activities constitute promotion of an off-label use, which could result in significant penalties, including, but not limited to, criminal, civil or administrative penalties, treble damages, fines, disgorgement, exclusion from participation in government healthcare programs, additional reporting requirements and oversight if we become subject to a corporate integrity agreement or similar agreement to resolve allegations of non-compliance with these laws, and the curtailment or restructuring of our operations. In addition, the off-label use of Tablo may increase the risk of product liability claims. Product liability claims are expensive to defend and could divert our management’s attention, result in substantial damage awards against us, and harm our reputation.

***Legislative or regulatory reforms may make it more difficult and costly for us to obtain regulatory clearance or approval of any future products and to manufacture, market and distribute our products after clearance or approval is obtained.***

From time to time, legislation is drafted and introduced in Congress that could significantly change the statutory provisions governing the regulatory approval, manufacture and marketing of regulated products or the reimbursement thereof. In addition, the FDA may change its clearance and approval policies, adopt additional regulations or revise existing regulations, or take other actions, which may prevent or delay approval or clearance

## [Table of Contents](#)

of our future products under development or impact our ability to modify our currently cleared products on a timely basis. Any new regulations or revisions or reinterpretations of existing regulations may impose additional costs or lengthen review times of planned or future products. It is impossible to predict whether legislative changes will be enacted or FDA regulations, guidance or interpretations changed, and what the impact of such changes, if any, may be.

For example, over the last several years, the FDA has proposed reforms to its 510(k) clearance process, and such proposals could include increased requirements for clinical data and a longer review period, or could make it more difficult for manufacturers to utilize the 510(k) clearance process for their products. For example, in November 2018, FDA officials announced forthcoming steps that the FDA intended to take to modernize the premarket notification pathway under Section 510(k) of the FDCA. Among other things, the FDA announced that it planned to develop proposals to drive manufacturers utilizing the 510(k) pathway toward the use of newer predicates. These proposals included plans to potentially sunset certain older devices that were used as predicates under the 510(k) clearance pathway, and to potentially publish a list of devices that have been cleared on the basis of demonstrated substantial equivalence to predicate devices that are more than 10 years old. The FDA also announced that it intended to finalize guidance to establish a premarket review pathway for “manufacturers of certain well-understood device types” as an alternative to the 510(k) clearance pathway and that such premarket review pathway would allow manufacturers to rely on objective safety and performance criteria recognized by the FDA to demonstrate substantial equivalence, obviating the need for manufacturers to compare the safety and performance of their medical devices to specific predicate devices in the clearance process.

In May 2019, the FDA solicited public feedback on its plans to develop proposals to drive manufacturers utilizing the 510(k) pathway toward the use of newer predicates, including whether the FDA should publish a list of devices that have been cleared on the basis of demonstrated substantial equivalence to predicate devices that are more than 10 years old. The FDA requested public feedback on whether it should consider certain actions that might require new authority, such as whether to sunset certain older devices that were used as predicates under the 510(k) clearance pathway. These proposals have not yet been finalized or adopted, and the FDA may work with Congress to implement such proposals through legislation. Accordingly, it is unclear the extent to which any proposals, if adopted, could impose additional regulatory requirements on us that could delay our ability to obtain new 510(k) clearances, increase the costs of compliance, or restrict our ability to maintain our current clearances, or otherwise create competition that may negatively affect our business.

More recently, in September 2019, the FDA finalized the aforementioned guidance to describe an optional “safety and performance based” premarket review pathway for manufacturers of “certain, well-understood device types” to demonstrate substantial equivalence under the 510(k) clearance pathway, by demonstrating that such device meets objective safety and performance criteria established by the FDA, obviating the need for manufacturers to compare the safety and performance of their medical devices to specific predicate devices in the clearance process. The FDA intends to maintain a list of device types appropriate for the “safety and performance based pathway” and develop product-specific guidance documents that identify the performance criteria for each such device type, as well as the testing methods recommended in the guidances, where feasible. The FDA may establish performance criteria for classes of devices for which we or our competitors seek or currently have received clearance, and it is unclear the extent to which such performance standards, if established, could impact our ability to obtain new 510(k) clearances or otherwise create competition that may negatively affect our business.

In addition, FDA regulations and guidance are often revised or reinterpreted by the FDA in ways that may significantly affect our business and our products. Any new statutes, regulations or revisions or reinterpretations of existing regulations may impose additional costs or lengthen review times of any future products or make it more difficult to obtain clearance or approval for, manufacture, market or distribute our products. We cannot determine what effect changes in regulations, statutes, legal interpretation or policies, when and if promulgated, enacted or adopted may have on our business in the future. Such changes could, among other



## [Table of Contents](#)

things, require: additional testing prior to obtaining clearance or approval; changes to manufacturing methods; recall, replacement or discontinuance of our products; or additional record keeping.

The FDA's and other regulatory authorities' policies may change and additional government regulations may be promulgated that could prevent, limit or delay regulatory clearance or approval of our product candidates. We cannot predict the likelihood, nature or extent of government regulation that may arise from future legislation or administrative action, either in the United States or abroad. For example, certain policies of the Trump administration may impact our business and industry. Namely, the Trump administration has taken several executive actions, including the issuance of a number of Executive Orders, that could impose significant burdens on, or otherwise materially delay, the FDA's ability to engage in routine oversight activities such as implementing statutes through rulemaking, issuance of guidance, and review and approval of marketing applications. It is difficult to predict how these executive actions will be implemented, and the extent to which they will impact the FDA's ability to exercise its regulatory authority. If these executive actions impose restrictions on the FDA's ability to engage in oversight and implementation activities in the normal course, our business may be negatively impacted.

Any change in the laws or regulations that govern the clearance and approval processes relating to our current, planned and future products could make it more difficult and costly to obtain clearance or approval for new products or to produce, market and distribute existing products. Significant delays in receiving clearance or approval or the failure to receive clearance or approval for any new products would have an adverse effect on our ability to expand our business. If we are slow or unable to adapt to changes in existing requirements or the adoption of new requirements or policies, or if we are not able to maintain regulatory compliance, we may lose any marketing clearance that we may have obtained and we may not achieve or sustain profitability.

***Clinical trials may be necessary to support future product submissions to the FDA. The clinical trial process is lengthy and expensive with uncertain outcomes, and often requires the enrollment of large numbers of patients, and suitable patients may be difficult to identify and recruit. Delays or failures in our clinical trials will prevent us from commercializing any modified or new products and will adversely affect our business, operating results and prospects.***

Initiating and completing clinical trials necessary to support any future PMA applications, and additional safety and efficacy data beyond that typically required for a 510(k) clearance, for our possible future product candidates, will be time-consuming and expensive and the outcome uncertain. Moreover, the results of early clinical trials are not necessarily predictive of future results, and any product we advance into clinical trials may not have favorable results in later clinical trials. The results of preclinical studies and clinical trials of our products conducted to date and ongoing or future studies and trials of our current, planned or future products may not be predictive of the results of later clinical trials, and interim results of a clinical trial do not necessarily predict final results. Our interpretation of data and results from our clinical trials do not ensure that we will achieve similar results in future clinical trials. In addition, preclinical and clinical data are often susceptible to various interpretations and analyses, and many companies that have believed their products performed satisfactorily in preclinical studies and earlier clinical trials have nonetheless failed to replicate results in later clinical trials. Products in later stages of clinical trials may fail to show the desired safety and efficacy despite having progressed through nonclinical studies and earlier clinical trials. Failure can occur at any stage of clinical testing. Our clinical studies may produce negative or inconclusive results, and we may decide, or regulators may require us, to conduct additional clinical and non-clinical testing in addition to those we have planned.

## [Table of Contents](#)

The initiation and completion of any of clinical studies may be prevented, delayed, or halted for numerous reasons. We may experience delays in our ongoing clinical trials for a number of reasons, which could adversely affect the costs, timing or successful completion of our clinical trials, including related to the following:

- we may be required to submit an IDE application to the FDA, which must become effective prior to commencing certain human clinical trials of medical devices, and the FDA may reject our IDE application and notify us that we may not begin clinical trials;
- regulators and other comparable foreign regulatory authorities may disagree as to the design or implementation of our clinical trials;
- regulators and/or an Institutional Review Board (IRB), or other reviewing bodies may not authorize us or our investigators to commence a clinical trial, or to conduct or continue a clinical trial at a prospective or specific trial site;
- we may not reach agreement on acceptable terms with prospective contract research organizations, or CROs, and clinical trial sites, the terms of which can be subject to extensive negotiation and may vary significantly among different CROs and trial sites;
- clinical trials may produce negative or inconclusive results, and we may decide, or regulators may require us, to conduct additional clinical trials or abandon product development programs;
- the number of subjects or patients required for clinical trials may be larger than we anticipate, enrollment in these clinical trials may be insufficient or slower than we anticipate, and the number of clinical trials being conducted at any given time may be high and result in fewer available patients for any given clinical trial, or patients may drop out of these clinical trials at a higher rate than we anticipate;
- our third-party contractors, including those manufacturing products or conducting clinical trials on our behalf, may fail to comply with regulatory requirements or meet their contractual obligations to us in a timely manner, or at all;
- we might have to suspend or terminate clinical trials for various reasons, including a finding that the subjects are being exposed to unacceptable health risks;
- we may have to amend clinical trial protocols or conduct additional studies to reflect changes in regulatory requirements or guidance, which we may be required to submit to an IRB and/or regulatory authorities for re-examination;
- regulators, IRBs, or other parties may require or recommend that we or our investigators suspend or terminate clinical research for various reasons, including safety signals or noncompliance with regulatory requirements;
- the cost of clinical trials may be greater than we anticipate;
- clinical sites may not adhere to the clinical protocol or may drop out of a clinical trial;
- we may be unable to recruit a sufficient number of clinical trial sites;
- regulators, IRBs, or other reviewing bodies may fail to approve or subsequently find fault with our manufacturing processes or facilities of third-party manufacturers with which we enter into

## Table of Contents

agreement for clinical and commercial supplies, the supply of devices or other materials necessary to conduct clinical trials may be insufficient, inadequate or not available at an acceptable cost, or we may experience interruptions in supply;

- approval policies or regulations of the FDA or applicable foreign regulatory agencies may change in a manner rendering our clinical data insufficient for approval; and
- our current or future products may have undesirable side effects or other unexpected characteristics.

Any of these occurrences may significantly harm our business, financial condition and prospects. In addition, many of the factors that cause, or lead to, a delay in the commencement or completion of clinical trials may also ultimately lead to the denial of regulatory approval of our product candidates.

Clinical trials must be conducted in accordance with the laws and regulations of the FDA and other applicable regulatory authorities' legal requirements, regulations or guidelines, and are subject to oversight by these governmental agencies and IRBs at the medical institutions where the clinical trials are conducted. Conducting successful clinical studies will require the enrollment of large numbers of patients, and suitable patients may be difficult to identify and recruit. Patient enrollment in clinical trials and completion of patient participation and follow-up depends on many factors, including the size of the patient population, the nature of the trial protocol, the attractiveness of, or the discomforts and risks associated with, the treatments received by enrolled subjects, the availability of appropriate clinical trial investigators, support staff, and proximity of patients to clinical sites and able to comply with the eligibility and exclusion criteria for participation in the clinical trial and patient compliance. For example, patients may be discouraged from enrolling in our clinical trials if the trial protocol requires them to undergo extensive post-treatment procedures or follow-up to assess the safety and effectiveness of our products or if they determine that the treatments received under the trial protocols are not attractive or involve unacceptable risks or discomforts.

We depend on our collaborators and on medical institutions and CROs to conduct our clinical trials in compliance with good clinical practice (GCP) requirements. To the extent our collaborators or the CROs fail to enroll participants for our clinical trials, fail to conduct the study to GCP standards or are delayed for a significant time in the execution of trials, including achieving full enrollment, we may be affected by increased costs, program delays or both. In addition, clinical trials that are conducted in countries outside the United States may subject us to further delays and expenses as a result of increased shipment costs, additional regulatory requirements and the engagement of non-U.S. CROs, as well as expose us to risks associated with clinical investigators who are unknown to the FDA, and different standards of diagnosis, screening and medical care.

Development of sufficient and appropriate clinical protocols to demonstrate safety and efficacy are required and we may not adequately develop such protocols to support clearance and approval. Further, the FDA may require us to submit data on a greater number of patients than we originally anticipated and/or for a longer follow-up period or change the data collection requirements or data analysis applicable to our clinical trials. Delays in patient enrollment or failure of patients to continue to participate in a clinical trial may cause an increase in costs and delays in the approval and attempted commercialization of our products or result in the failure of the clinical trial. In addition, despite considerable time and expense invested in our clinical trials, the FDA may not consider our data adequate to demonstrate safety and efficacy. Such increased costs and delays or failures could adversely affect our business, operating results and prospects.

***If the third parties on which we rely to conduct our clinical trials and to assist us with pre-clinical development do not perform as required or expected, we may not be able to obtain regulatory clearance or approval for or commercialize our products.***

We may not have the ability to independently conduct our pre-clinical and clinical trials for our future products and we may need to rely on third parties, such as CROs, medical institutions, clinical investigators and

## [Table of Contents](#)

contract laboratories to conduct such trials. We would depend on our collaborators and on medical institutions and CROs to conduct our clinical trials in compliance with GCP requirements and other regulatory requirements. To the extent our collaborators or the CROs fail to enroll participants for our clinical trials, fail to conduct the study to GCP standards or are delayed for a significant time in the execution of trials, including achieving full enrollment, including on account of the outbreak of infectious disease, such as the COVID-19 pandemic, or otherwise, we may be affected by increased costs, program delays or both, any resulting data may be unreliable or unusable for regulatory purposes, and we may be subject to enforcement action.

If these third parties do not successfully carry out their contractual duties or regulatory obligations or meet expected deadlines, if these third parties need to be replaced, or if the quality or accuracy of the data they obtain is compromised due to the failure to adhere to our clinical protocols or regulatory requirements or for other reasons, our pre-clinical development activities or clinical trials may be extended, delayed, suspended or terminated, and we may not be able to obtain regulatory approval for, or successfully commercialize, our products on a timely basis, if at all, and our business, operating results and prospects may be adversely affected.

***The results of our clinical trials may not support our product candidate claims or may result in the discovery of adverse side effects.***

We cannot be certain that the results of our future clinical trials will support our future product claims or that the FDA will agree with our conclusions regarding them. Success in pre-clinical studies and early clinical trials does not ensure that later clinical trials will be successful, and we cannot be sure that the later trials will replicate the results of prior trials and pre-clinical studies. The clinical trial process may fail to demonstrate that our product candidates are safe and effective for the proposed indicated uses, which could cause us to abandon a product candidate and may delay development of others. Any delay or termination of our clinical trials will delay the filing of our product submissions and, ultimately, our ability to commercialize our product candidates and generate revenues. It is also possible that patients enrolled in clinical trials will experience adverse side effects that are not currently part of the future product's profile.

***Changes in funding or disruptions at the FDA and other government agencies caused by funding shortages or global health concerns could hinder their ability to hire and retain key leadership and other personnel, or otherwise prevent new or modified products from being developed, approved or commercialized in a timely manner or at all, or otherwise prevent those agencies from performing normal business functions on which the operation of our business may rely, which could negatively impact our business.***

The ability of the FDA to review and approve new products can be affected by a variety of factors, including government budget and funding levels, ability to hire and retain key personnel and accept the payment of user fees, and statutory, regulatory, and policy changes, and other events that may otherwise affect the FDA's ability to perform routine functions. Average review times at the agency have fluctuated in recent years as a result. In addition, government funding of other government agencies on which our operations may rely, including those that fund research and development activities is subject to the political process, which is inherently fluid and unpredictable.

Disruptions at the FDA and other agencies may also slow the time necessary for new product applications to be reviewed and/or approved by necessary government agencies, which would adversely affect our business. For example, in recent years, including for 35 days beginning on December 22, 2018, the U.S. government shut down several times and certain regulatory agencies, including the FDA, had to furlough critical employees and stop critical activities. Separately, in response to the COVID-19 pandemic, on March 10, 2020 the FDA announced its intention to postpone most inspections of foreign manufacturing facilities. On March 18, 2020, the FDA announced its intention to temporarily postpone routine surveillance inspections of domestic manufacturing facilities and provided guidance regarding the conduct of clinical trials. In May 2020, FDA announced that it will continue to postpone domestic and foreign routine surveillance inspections due to COVID-19. While FDA indicated that it will consider alternative methods for inspections and could exercise

## [Table of Contents](#)

discretion on a case-by-case basis to approve products based on a desk review, if a prolonged government shutdown occurs, or if global health concerns continue to prevent the FDA or other regulatory authorities from conducting their regular inspections, reviews, or other regulatory activities, it could significantly impact the ability of the FDA to timely review and process our regulatory submissions, which could have a material adverse effect on our business.

***Our use, disclosure, and other processing of personally identifiable information, including health information, is subject to HIPAA and other federal, state, and data privacy and security regulations, and our failure to comply with those regulations or to adequately secure the information we hold could result in significant liability or reputational harm and, in turn, a material adverse effect on our client base, member base and revenue.***

Numerous state and federal laws and regulations govern the collection, dissemination, use, privacy, confidentiality, security, availability, integrity, and other processing of protected health information (PHI) and personally identifiable information (PII). These laws and regulations include HIPAA. HIPAA establishes a set of national privacy and security standards for the protection of PHI (as defined in HIPAA) by health plans, healthcare clearinghouses and certain healthcare providers, referred to as covered entities, and the business associates with whom such covered entities contract for services. We are a business associate under HIPAA and we execute business associate agreements with our clients.

HIPAA requires covered entities and business associates, such as us, to develop and maintain policies with respect to the protection of, use and disclosure of electronic PHI, including the adoption of administrative, physical and technical safeguards to protect such information, and certain notification requirements in the event of a data breach.

Violations of HIPAA may result in significant civil and criminal penalties. HIPAA also authorizes state attorneys general to file suit on behalf of their residents. Courts may award damages, costs and attorneys' fees related to violations of HIPAA in such cases. While HIPAA does not create a private right of action allowing individuals to sue us in civil court for violations of HIPAA, its standards have been used as the basis for duty of care in state civil suits such as those for negligence or recklessness in the misuse or breach of PHI.

In addition, HIPAA mandates that the Secretary of Health and Human Services conduct periodic compliance audits of HIPAA covered entities and business associates. With regard to business associates, those audits assess the business associate's compliance with the HIPAA Privacy and Security Rules. Such audits are conducted randomly and after an entity experiences a breach affecting more than 500 individuals' data. Undergoing an audit can be costly, can result in fines or onerous obligations, and can damage a business associate's reputation.

In addition to HIPAA, numerous other federal and state laws and regulations protect the confidentiality, privacy, availability, integrity and security of PHI and other types of PII. Some of these laws and regulations may be preempted by HIPAA with respect to PHI, or may exclude PHI from their scope but impose obligations with regard to PII that is not PHI, and in some cases, can impose additional obligations with regard to PHI. These laws and regulations are often uncertain, contradictory, and subject to changed or differing interpretations, and we expect new laws, rules and regulations regarding privacy, data protection, and information security to be proposed and enacted in the future. For example, the California Consumer Privacy Act (the CCPA), became effective on January 1, 2020. The CCPA gives California residents expanded rights to access and delete their personal information, opt out of certain personal information sharing and receive detailed information about how their personal information is used by requiring covered companies to provide new disclosures to California consumers (as that term is broadly defined) and provide such consumers new ways to opt-out of certain sales of personal information. The CCPA provides for civil penalties for violations, as well as a private right of action for data breaches that is expected to increase data breach litigation. Although the law includes limited exceptions, including for PHI maintained by a covered entity or business associate, it may regulate or impact our processing

## [Table of Contents](#)

of personal information depending on the context, and the CCPA may increase our compliance costs and potential liability. Additionally, our machine learning and data analytics offerings may be subject to laws and evolving regulations regarding the use of artificial intelligence, controlling for data bias, and antidiscrimination.

This complex, dynamic legal landscape regarding privacy, data protection, data analytics and information security creates significant compliance issues for us and our clients and potentially exposes us to additional expense, adverse publicity and liability. While we have implemented data privacy and security measures in an effort to comply with applicable laws and regulations relating to privacy and data protection, some PHI and other PII or confidential information is transmitted to us by third parties, who may not implement adequate security and privacy measures, and it is possible that laws, rules and regulations relating to privacy, data protection, or information security may be interpreted and applied in a manner that is inconsistent with our practices or those of third parties who transmit PHI and other PII or confidential information to us. If we or these third parties are found to have violated such laws, rules or regulations, it could result in government-imposed fines, orders requiring that we or these third parties change our or their practices, or criminal charges, which could adversely affect our business. Complying with these various laws and regulations could cause us to incur substantial costs or require us to change our business practices, systems and compliance procedures in a manner adverse to our business.

We regularly monitor, defend against and respond to attacks to our networks and other information security incidents. Despite our information security efforts, our facilities, systems, and data, as well as those of our third party service providers, may be vulnerable to privacy and information security incidents such as data breaches, viruses or other malicious code, coordinated attacks, data loss, phishing attacks, ransomware, denial of service attacks, or other security or IT incidents caused by threat actors, technological vulnerabilities or human error. If we, or any of our vendors that support our IT or have access to our data, fail to comply with laws requiring the protection of personal information, or fail to safeguard and defend personal information or other critical data assets or IT systems, we may be subject to regulatory enforcement and fines as well as private civil actions. We may be required to expend significant resources in the response, containment, mitigation of cybersecurity incidents as well as in defense against claims that our information security was unreasonable or otherwise violated applicable laws or contractual obligations.

### ***Our employees, collaborators, independent contractors and consultants may engage in misconduct or other improper activities, including noncompliance with regulatory standards and requirements.***

We are exposed to the risk that our employees, collaborators, independent contractors and consultants may engage in fraudulent or other illegal activity with respect to our business. Misconduct by these persons could include intentional, reckless and/or negligent conduct or unauthorized activity that violates:

- FDA requirements, including those laws requiring the reporting of true, complete and accurate information to the FDA authorities;
- manufacturing standards;
- federal and state healthcare fraud and abuse laws and regulations; or
- laws that require the true, complete and accurate reporting of financial information or data.

In particular, sales, marketing and business arrangements in the healthcare industry are subject to extensive laws and regulations intended to prevent fraud, kickbacks, self-dealing and other abusive practices. These laws and regulations may restrict or prohibit a wide range of pricing, discounting, marketing and promotion, sales commission, customer incentive programs and other business arrangements. Misconduct by these parties could also involve individually identifiable information, including, without limitation, the improper use of information obtained in the course of clinical trials, which could result in regulatory sanctions and serious

## [Table of Contents](#)

harm to our reputation. Any incidents or any other conduct that leads to an employee, contractor, or other agent, or our company, receiving an FDA debarment or exclusion by OIG could result in penalties, a loss of business from third parties, and severe reputational harm.

It is not always possible to identify and deter misconduct by our employees and other agents, and the precautions we take to detect and prevent this activity may not be effective in controlling unknown or unmanaged risks or losses or in protecting us from governmental investigations or other actions or lawsuits stemming from a failure to be in compliance with such laws or regulations. If any such actions are instituted against us, and we are not successful in defending ourselves or asserting our rights, those actions could have a significant impact on our business, including the imposition of civil, criminal and administrative penalties, treble damages, monetary fines, disgorgement, imprisonment, possible exclusion from participation in Medicare, Medicaid and other federal healthcare programs, contractual damages, reputational harm, diminished profits and future earnings, additional reporting requirements and oversight if we become subject to a corporate integrity agreement or similar agreement to resolve allegations of non-compliance with these laws, and curtailment of our operations.

### ***We must comply with environmental and occupational safety laws.***

Our research and development programs as well as our manufacturing operations involve the controlled use of hazardous materials. Accordingly, we are subject to federal, state and local laws, as well as the laws of foreign countries, governing the use, handling and disposal of these materials. In the event of an accident or failure to comply with environmental or occupational safety laws, we could be held liable for resulting damages, and any such liability could exceed our insurance coverage.

### **Risks Related to our Intellectual Property**

#### ***We have to protect our intellectual property.***

Our commercial success will depend in part in our ability to obtain and maintain patent and other intellectual property protection in the United States and other countries with respect to our technology. We rely on patent protection, as well as a combination of copyright, trade secret and trademark laws, to protect our proprietary technology and prevent others from duplicating Tablo. However, these means may afford only limited protection and may not:

- prevent our competitors from duplicating Tablo;
- prevent our competitors from gaining access to our proprietary information and technology; or
- permit us to gain or maintain a competitive advantage.

Any of our patents, including those we may license, may be challenged, invalidated, rendered unenforceable or circumvented. We may not prevail if our patents are challenged by competitors or other third parties. The U.S. federal courts or equivalent national courts or patent offices elsewhere may invalidate our patents, find them unenforceable, or narrow their scope. Furthermore, competitors may be able to design around our patents, or obtain patent protection for more effective technologies, designs or methods for treating kidney failure. If these developments were to occur, Tablo may become less competitive and sales of Tablo may decline.

We have filed numerous patent applications seeking protection of products and other inventions originating from our research and development. Our patent applications may not result in issued patents, and any patents that are issued may not provide meaningful protection against competitors or competitive technologies. Further, the examination process may require us to narrow the claims for our pending patent applications, which may limit the scope of patent protection that may be obtained if these applications issue. The scope of a patent may also be reinterpreted after issuance. The rights that may be granted under our future issued patents may not

## Table of Contents

provide us with the proprietary protection or competitive advantages we are seeking. If we are unable to obtain and maintain patent protection for our technology, or if the scope of the patent protection obtained is not sufficient, our competitors could develop and commercialize products similar or superior to ours, and our competitive position may be adversely affected. It is also possible that we will fail to identify patentable aspects of inventions made in the course of our development and commercialization activities before it is too late to obtain patent protection on them. In addition, the patent prosecution process is expensive, time-consuming and complex, and we may not be able to file, prosecute, maintain, enforce or license all necessary or desirable patent applications at a reasonable cost or in a timely manner.

Additionally, while software and other of our proprietary works may be protected under copyright law, we have chosen not to register any copyrights in these works, and instead, primarily rely on protecting our software as a trade secret. In order to bring a copyright infringement lawsuit in the United States, the copyright must be registered. Accordingly, the remedies and damages available to us for unauthorized use of our software may be limited.

***We may be subject to claims challenging the ownership or inventorship of our patents and other intellectual property and, if unsuccessful in any of these proceedings, we may be required to obtain licenses from third parties, which may not be available on commercially reasonable terms, or at all, or to cease the development, manufacture and commercialization of Tablo.***

We may be subject to claims that current or former employees, collaborators or other third parties have an interest in our patents, trade secrets or other intellectual property as an inventor or co-inventor. For example, we may have inventorship disputes arise from conflicting obligations of employees, consultants or others who are involved in developing Tablo. Litigation may be necessary to defend against these and other claims challenging inventorship of our patents, trade secrets or other intellectual property. If we fail in defending any such claims, in addition to paying monetary damages, we may lose valuable intellectual property rights, such as exclusive ownership of, or right to use, intellectual property that is important to Tablo. If we were to lose exclusive ownership of such intellectual property, other owners may be able to license their rights to other third parties, including our competitors. We also may be required to obtain and maintain licenses from third parties, including parties involved in any such disputes. Such licenses may not be available on commercially reasonable terms, or at all, or may be non-exclusive. If we are unable to obtain and maintain such licenses, we may need to cease the development, manufacture and commercialization of Tablo. The loss of exclusivity or the narrowing of our patent claims could limit our ability to stop others from using or commercializing similar or identical technology and products. Even if we are successful in defending against such claims, litigation could result in substantial costs and be a distraction to management and other employees. Any of the foregoing could have a material adverse effect on our business, financial condition and results of operations.

***If we are unable to protect the confidentiality of our trade secrets, our business and competitive position may be harmed.***

In addition to seeking patent protection for Tablo, we also rely upon unpatented trade secrets, know-how and continuing technological innovation to develop and maintain a competitive position. We seek to protect such proprietary information, in part, through confidentiality agreements with our employees, collaborators, contractors, advisors, consultants and other third parties and invention assignment agreements with our employees. We also have agreements with some of our consultants that require them to assign to us any inventions created as a result of their working with us. The confidentiality agreements are designed to protect our proprietary information and, in the case of agreements or clauses containing invention assignment, to grant us ownership of technologies that are developed through a relationship with employees or third parties.

We cannot guarantee that we have entered into such agreements with each party that has or may have had access to our trade secrets or proprietary information. Additionally, despite these efforts, any of these parties may breach the agreements and disclose our proprietary information, including our trade secrets, and we may not



## Table of Contents

be able to obtain adequate remedies for such breaches. Enforcing a claim that a party illegally disclosed or misappropriated a trade secret is difficult, expensive and time-consuming, and the outcome is unpredictable. In addition, some courts inside and outside the United States are less willing or unwilling to protect trade secrets. If any of our trade secrets were to be lawfully obtained or independently developed by a competitor or other third party, we would have no right to prevent them from using that technology or information to compete with us. If any of our trade secrets were to be disclosed to, or independently developed by, a competitor or other third party, our competitive position would be materially and adversely harmed. Furthermore, we expect these trade secrets, know-how and proprietary information to over time be disseminated within the industry through independent development, the publication of journal articles describing the methodology and the movement of personnel from academic to industry scientific positions.

We also seek to preserve the integrity and confidentiality of our data and trade secrets by maintaining physical security of our premises and physical and electronic security of our information technology systems. While we have confidence in these individuals, organizations and systems, agreements or security measures may be breached, and we may not have adequate remedies for any breach. In addition, our trade secrets may otherwise become known, or be independently discovered by, competitors. To the extent that our employees, consultants, contractors or collaborators use intellectual property owned by others in their work for us, disputes may arise as to the rights in related or resulting know-how and inventions, which could have a material adverse effect on our business, financial condition and results of operations.

***We may be subject to claims that we or our employees have misappropriated the intellectual property of a third party, including trade secrets or know-how, or are in breach of non-competition or non-solicitation agreements with our competitors and third parties may claim an ownership interest in intellectual property we regard as our own.***

Many of our employees and consultants were previously employed at or engaged by other medical device, biotechnology or pharmaceutical companies, including our competitors or potential competitors. Some of these employees, consultants and contractors, may have executed proprietary rights, non-disclosure and non-competition agreements in connection with such previous employment. Although we try to ensure that our employees and consultants do not use the intellectual property, proprietary information, know-how or trade secrets of others in their work for us, we may be subject to claims that we or these individuals have, inadvertently or otherwise, misappropriated the intellectual property or disclosed the alleged trade secrets or other proprietary information, of these former employers or competitors.

Additionally, we may be subject to claims from third parties challenging our ownership interest in intellectual property we regard as our own, based on claims that our employees or consultants have breached an obligation to assign inventions to another employer, to a former employer, or to another person or entity. Litigation may be necessary to defend against any other claims, and it may be necessary or we may desire to enter into a license to settle any such claim; however, there can be no assurance that we would be able to obtain a license on commercially reasonable terms, if at all. If our defense to those claims fails, in addition to paying monetary damages, a court could prohibit us from using technologies or features that are essential to Tablo, if such technologies or features are found to incorporate or be derived from the trade secrets or other proprietary information of the former employers.

An inability to incorporate technologies or features that are important or essential to our product could have a material adverse effect on our business, financial condition and results of operations, and may prevent us from selling Tablo. In addition, we may lose valuable intellectual property rights or personnel. Even if we are successful in defending against these claims, litigation could result in substantial costs and could be a distraction to management. Any litigation or the threat thereof may adversely affect our ability to hire employees or contract with independent sales representatives. A loss of key personnel or their work product could hamper or prevent our ability to commercialize our product, which could have an adverse effect on our business, financial condition and results of operations.

***Changes in patent law could diminish the value of patents in general, thereby impairing our ability to protect our existing and future products.***

Recent patent reform legislation could increase the uncertainties and costs surrounding the prosecution of patent applications and the enforcement or defense of issued patents. In 2011, the Leahy-Smith America Invents Act (Leahy-Smith Act) was signed into law. The Leahy-Smith Act includes a number of significant changes to U.S. patent law. These include provisions that affect the way patent applications are prosecuted and also may affect patent litigation. These also include provisions that switched the United States from a first-to-invent system to a first-to-file system, allow third-party submission of prior art to the United States Patent and Trademark Office (USPTO) during patent prosecution and set forth additional procedures to attack the validity of a patent by the USPTO administered post grant proceedings. Under a first-to-file system, assuming the other requirements for patentability are met, the first inventor to file a patent application generally will be entitled to the patent on an invention regardless of whether another inventor had made the invention earlier. The USPTO recently developed new regulations and procedures to govern administration of the Leahy-Smith Act, and many of the substantive changes to patent law associated with the Leahy-Smith Act, and in particular, the first to file provisions, only became effective in 2013. Accordingly, it is not clear what, if any, impact the Leahy-Smith Act will have on the operation of our business. The Leahy-Smith Act and its implementation could increase the uncertainties and costs surrounding the prosecution of our patent applications and the enforcement or defense of our issued patents, all of which could have a material adverse effect on our business, financial condition and results of operations.

In addition, patent reform legislation may pass in the future that could lead to additional uncertainties and increased costs surrounding the prosecution, enforcement and defense of our patents and applications. Furthermore, the U.S. Supreme Court and the U.S. Court of Appeals for the Federal Circuit have made, and will likely continue to make, changes in how the patent laws of the United States are interpreted. Similarly, foreign courts have made, and will likely continue to make, changes in how the patent laws in their respective jurisdictions are interpreted. We cannot predict future changes in the interpretation of patent laws or changes to patent laws that might be enacted into law by U.S. and foreign legislative bodies. Those changes may materially affect our patents or patent applications and our ability to obtain additional patent protection in the future.

***If our trademarks and tradenames are not adequately protected, then we may not be able to build name recognition in our markets and our business may be adversely affected.***

Our trademarks or trade names may be challenged, infringed, circumvented, declared generic or determined to be violating or infringing on other marks. We may not be able to protect our rights to these trademarks and trade names, which we need to build name recognition among potential partners and customers in our markets of interest. At times, competitors or other third parties may adopt trade names or trademarks similar to ours, thereby impeding our ability to build brand identity and possibly leading to market confusion. In addition, there could be potential trade name or trademark infringement or dilution claims brought by owners of other trademarks. Over the long term, if we are unable to establish name recognition based on our trademarks and trade names, then we may not be able to compete effectively and our business may be adversely affected. Our efforts to enforce or protect our proprietary rights related to trademarks, trade secrets, domain names or other intellectual property may be ineffective, could result in substantial costs and diversion of resources and could adversely affect our business, financial condition and results of operations.

***We may become involved in lawsuits to protect or enforce our patents and other intellectual property rights, which could be expensive, time-consuming and unsuccessful.***

Competitors may infringe our patents, or we may be required to enforce patents issued or licensed to us, to protect our trade secrets or know-how, to defend against claims of infringement of the rights of others or to determine the scope and validity of the proprietary rights of others. In addition, our patents also may become involved in inventorship, priority or validity disputes. To counter or defend against such claims can be expensive and time-consuming and could divert our attention from other functions and responsibilities. In an infringement

## [Table of Contents](#)

proceeding, a court may decide that a patent owned by us is invalid or unenforceable, or may refuse to stop the other party from using the technology at issue on the grounds that our patents do not cover such technology. An adverse result in any litigation proceeding could put one or more of our patents at risk of being invalidated or interpreted narrowly. Furthermore, even if our patents are found to be valid and infringed, a court may refuse to grant injunctive relief against the infringer and instead grant us monetary damages and/or ongoing royalties. Such monetary compensation may be insufficient to adequately offset the damage to our business caused by the infringer's competition in the market. Adverse determinations in litigation could subject us to significant liabilities to third parties, could require us to seek licenses from third parties and could prevent us from manufacturing, selling or using the product, any of which could severely harm our business. Furthermore, because of the substantial amount of discovery required in connection with intellectual property litigation, there is a risk that some of our confidential information could be compromised by disclosure during litigation.

Even if resolved in our favor, litigation or other legal proceedings relating to intellectual property claims may cause us to incur significant expenses and could distract our management and other personnel from their normal responsibilities. In addition, there could be public announcements of the results of hearings, motions or other interim proceedings or developments, and if securities analysts or investors perceive these results to be negative, it could have a substantial adverse effect on our common stock price. Such litigation or proceedings could substantially increase our operating losses and reduce the resources available for development activities or any future sales, marketing or distribution activities. We may not have sufficient financial or other resources to conduct such litigation or proceedings adequately. Some of our competitors may be able to sustain the costs of such litigation or proceedings more effectively than we can because of their greater financial resources and more mature and developed intellectual property portfolios. Uncertainties resulting from the initiation and continuation of patent litigation or other proceedings could have a material adverse effect on our ability to compete in the marketplace. Any of the foregoing could have a material adverse effect on our business, financial condition or results of operations.

***Our use of "open source" software could subject our proprietary software to general release, adversely affect our ability to sell Tablo and subject us to possible litigation.***

A portion of the products or technologies licensed, developed and/or distributed by us incorporate so-called "open source" software and we may incorporate open source software into other products in the future. Such open source software is generally licensed by its authors or other third parties under open source licenses. Some open source licenses contain requirements that we disclose source code for modifications we make to the open source software and that we license such modifications to third parties at no cost. In some circumstances, distribution of our software in connection with open source software could require that we disclose and license some or all of our proprietary code in that software, as well as distribute our software that uses particular open source software at no cost to the user. We monitor our use of open source software in an effort to avoid uses in a manner that would require us to disclose or grant licenses under our proprietary source code; however, there can be no assurance that such efforts will be successful. Open source license terms are often ambiguous and such use could inadvertently occur. There is little legal precedent governing the interpretation of many of the terms of these licenses, and the potential impact of these terms on our business may result in unanticipated obligations regarding Tablo and our technologies. Companies that incorporate open source software into their products have, in the past, faced claims seeking enforcement of open source license provisions and claims asserting ownership of open source software incorporated into their product. If an author or other third party that distributes such open source software were to allege that we had not complied with the conditions of an open source license, we could incur significant legal costs defending ourselves against such allegations. In the event such claims were successful, we could be subject to significant damages or be enjoined from the distribution of Tablo. In addition, if we combine our proprietary software with open source software in certain ways, under some open source licenses, we could be required to release the source code of our proprietary software, which could substantially help our competitors develop products that are similar to or better than ours and otherwise adversely affect our business. These risks could be difficult to eliminate or manage, and, if not addressed, could harm our business, financial condition and results of operations.

***Intellectual property rights do not necessarily address all potential threats.***

The degree of future protection afforded by our intellectual property rights is uncertain because intellectual property rights have limitations and may not adequately protect our business or permit us to maintain our competitive advantage. For example:

- others may be able to make products that are similar to Tablo or utilize similar technology but that are not covered by the claims of our patents or that incorporate certain technology in Tablo that is in the public domain;
- we, or our future licensors or collaborators, might not have been the first to make the inventions covered by the applicable issued patent or pending patent application that we own now or may own or license in the future;
- we, or our future licensors or collaborators, might not have been the first to file patent applications covering certain of our or their inventions;
- others may independently develop similar or alternative technologies or duplicate any of our technologies without infringing our intellectual property rights;
- it is possible that our current or future pending patent applications will not lead to issued patents;
- issued patents that we hold rights to may be held invalid or unenforceable, including as a result of legal challenges by our competitors or other third parties;
- our competitors or other third parties might conduct research and development activities in countries where we do not have patent rights and then use the information learned from such activities to develop competitive products for sale in our major commercial markets;
- we may not develop additional proprietary technologies that are patentable;
- the patents of others may harm our business; and
- we may choose not to file a patent in order to maintain certain trade secrets or know-how, and a third party may subsequently file a patent covering such intellectual property.

Any of the foregoing could have a material adverse effect on our business, financial condition and results of operations.

***We may not be able to protect our intellectual property and proprietary rights throughout the world.***

Third parties may attempt to commercialize competitive products or services in foreign countries where we do not have any patents or patent applications and/or where legal recourse may be limited. This may have a significant commercial impact on our foreign business operations.

Filing, prosecuting and defending patents on Tablo in all countries throughout the world would be prohibitively expensive, and the laws of foreign countries may not protect our rights to the same extent as the laws of the United States. Consequently, we may not be able to prevent third parties from practicing our inventions in all countries outside the United States, or from selling or importing products made using our

## [Table of Contents](#)

inventions in and into the United States or other jurisdictions. Competitors may use our technologies in jurisdictions where we have not obtained patent protection to develop their own products and, further, may export otherwise infringing products to territories where we have patent protection but enforcement is not as strong as that in the United States. These products may compete with Tablo, and our patents or other intellectual property rights may not be effective or sufficient to prevent them from competing.

Many companies have encountered significant problems in protecting and defending intellectual property rights in foreign jurisdictions. The legal systems of certain countries, particularly certain developing countries, do not favor the enforcement of patents, trade secrets and other intellectual property protection, which could make it difficult for us to stop the infringement of our patents or marketing of competing products in violation of our intellectual property and proprietary rights generally. Proceedings to enforce our intellectual property and proprietary rights in foreign jurisdictions could result in substantial costs and divert our efforts and attention from other aspects of our business, could put our patents at risk of being invalidated or interpreted narrowly, could put our patent applications at risk of not issuing and could provoke third parties to assert claims against us. We may not prevail in any lawsuits that we initiate, and the damages or other remedies awarded, if any, may not be commercially meaningful. Accordingly, our efforts to enforce our intellectual property and proprietary rights around the world may be inadequate to obtain a significant commercial advantage from the intellectual property that we develop or license.

Many countries have compulsory licensing laws under which a patent owner may be compelled to grant licenses to third parties. In addition, many countries limit the enforceability of patents against government agencies or government contractors. In these countries, the patent owner may have limited remedies, which could materially diminish the value of such patent. If we are forced to grant a license to third parties with respect to any patents relevant to our business, our competitive position may be impaired, and our business, financial condition and results of operations may be adversely affected.

### **Risks Related to This Offering and Ownership of Our Common Stock**

*The market price of our common stock may be volatile or may decline steeply or suddenly regardless of our operating performance, which could result in substantial losses for purchasers of our common stock in this offering, and we may not be able to meet investor or analyst expectations.*

Following this offering, the market price of our common stock may be highly volatile and fluctuate or decline significantly in response to numerous factors, many of which are beyond our control, including:

- variations between our actual operating results and the expectations of securities analysts, investors and the financial community;
- any forward-looking financial or operating information we may provide to the public or securities analysts, any changes in this information or our failure to meet expectations based on this information;
- actions of securities analysts who initiate or maintain coverage of us, changes in financial estimates by any securities analysts who follow our Company or our failure to meet these estimates or the expectations of investors;
- additional shares of our common stock being sold into the market by us or our existing stockholders, or the anticipation of such sales, including if existing stockholders sell shares into the market when applicable “lock-up” period ends;
- hedging activities by market participants;

## Table of Contents

- announcements by us or our competitors of significant products or features, technical innovations, acquisitions, strategic partnerships, joint ventures or capital commitments;
- changes in operating performance and stock market valuations of companies in our industry, including our competitors;
- price and volume fluctuations in the overall stock market, including as a result of trends in the economy as a whole;
- lawsuits threatened or filed against us;
- developments in new legislation and pending lawsuits or regulatory actions, including interim or final rulings by judicial or regulatory bodies; and
- other events or factors, including those resulting from political conditions, election cycles, war or incidents of terrorism, or responses to these events.

In addition, extreme price and volume fluctuations in the stock markets have affected and continue to affect many life sciences and technology companies' stock prices. Stock prices often fluctuate in ways unrelated or disproportionate to the companies' operating performance. In the past, stockholders have filed securities class action litigation following periods of market volatility. If we were to become involved in securities litigation, it could subject us to substantial costs, divert resources and the attention of management from our business and seriously harm our business.

Moreover, because of these fluctuations, comparing our operating results on a period-to-period basis may not be meaningful. You should not rely on our past results as an indication of our future performance. This variability and unpredictability could also result in our failure to meet the expectations of industry or financial analysts or investors for any period. If our revenues or operating results fall below the expectations of analysts or investors or below any forecasts we may provide to the market, or if the forecasts we provide to the market are below the expectations of analysts or investors, the price of our common stock could decline substantially. Such a stock price decline could occur even when we have met any previously publicly stated revenue or earnings forecasts that we may provide.

***An active trading market for our common stock may never develop or be sustained, and you may not be able to resell your shares at or above the initial public offering price.***

Prior to this offering, there has been no public market for our common stock. Although we have applied to list our common stock on The Nasdaq Global Select Market under the symbol "OM," an active trading market for our common stock may never develop or be sustained following this offering. The initial public offering price for our common stock will be determined through negotiations between the underwriters and us, and may vary from the market price of our common stock following this offering. This initial public offering price may not be indicative of the market price of our common stock after this offering. We cannot assure you that the market price following this offering will equal or exceed prices in privately negotiated transactions of our shares that have occurred from time to time before this offering. In the absence of an active trading market for our common stock, you may not be able to sell your shares of our common stock when desired or at or above the initial public offering price.

***Future sales of shares by existing stockholders could cause our stock price to decline.***

If our existing stockholders, including employees who obtain equity, sell or indicate an intention to sell, substantial amounts of our common stock in the public market after the lock-up and legal restrictions on resale discussed in this prospectus lapse, the trading price of our common stock could decline. Based on

## Table of Contents

32,034,517 shares outstanding as of June 30, 2020, on the completion of this offering, we will have outstanding a total of 40,985,628 shares of common stock. Of these shares, only the shares of common stock sold in this offering will be freely tradable, without restriction, in the public market immediately after the offering. Each of our directors, executive officers and other holders of substantially all our outstanding equity securities are subject to lock-up agreements that restrict their ability to sell or transfer their shares for a period of 180 days after the date of this prospectus subject to certain exceptions. However, BofA Securities, Inc., Morgan Stanley & Co. LLC and Goldman Sachs & Co. LLC may, in their sole discretion, waive the contractual lock-up before the lock-up agreements expire. After the lock-up agreements expire, all 40,985,628 shares outstanding as of June 30, 2020 (assuming the closing of the offering) will be eligible for sale in the public market, of which 21,372,208 shares are held by directors, executive officers and other affiliates and will be subject to volume limitations under Rule 144 of the Securities Act of 1933, as amended (the Securities Act), and various vesting agreements. Sales of a substantial number of such shares upon expiration of the lock-up and market stand-off agreements, the perception that such sales may occur or early release of these agreements, could cause our market price to fall or make it more difficult for you to sell your common stock at a time and price that you deem appropriate.

In addition, 5,008,777 shares of common stock were subject to outstanding stock options as of June 30, 2020 and outstanding stock options to purchase an aggregate of 73,869 shares of common stock were granted subsequent to June 30, 2020. These shares will become eligible for sale in the public market to the extent permitted by the provisions of various vesting agreements, the lock-up agreements and Rules 144 and 701 of the Securities Act. We intend to file a registration statement on Form S-8 under the Securities Act covering all the shares of common stock subject to stock options outstanding and reserved for issuance under our stock plans. That registration statement will become effective immediately on filing, and shares covered by that registration statement will be eligible for sale in the public markets, subject to Rule 144 limitations applicable to affiliates and the lock-up agreement described above. If these additional shares are sold, or if it is perceived that they will be sold in the public market, the trading price of our common stock could decline.

***If you purchase our common stock in this offering, you will incur immediate and substantial dilution.***

The assumed initial public offering price is substantially higher than the pro forma net tangible book value per share of our common stock of \$3.93 per share as of June 30, 2020. Investors purchasing common stock in this offering will pay a price per share that substantially exceeds the book value of our tangible assets after subtracting our liabilities. As a result, investors purchasing common stock in this offering will incur immediate dilution of \$18.50 per share, based on the initial public offering price of \$27.00 per share. This dilution is due to the substantially lower price paid by our investors who purchased shares prior to this offering as compared to the price offered to the public in this offering. See “Dilution.”

***We do not intend to pay dividends for the foreseeable future and, as a result, your ability to achieve a return on your investment will depend on appreciation in the price of our common stock.***

We have never declared or paid any cash dividends on our common stock and do not intend to pay any cash dividends in the foreseeable future. We anticipate that we will retain all of our future earnings for use in the development of our business and for general corporate purposes. Any determination to pay dividends in the future will be at the discretion of our board of directors. In addition, the terms of the SVB Loan and Security Agreement restrict our ability to pay dividends to limited circumstances. Accordingly, investors must rely on sales of their common stock after price appreciation, which may never occur, as the only way to realize any future gains on their investments.

***We have broad discretion in how we may use the net proceeds from this offering, and we may not use them effectively.***

The principal purposes of this offering are to create a public market for our common stock, facilitate access to the public equity markets, increase our visibility in the marketplace and obtain additional capital to

## [Table of Contents](#)

support further growth in our business. Our management will have broad discretion in applying the net proceeds we receive from this offering, and accordingly, investors in this offering will need to rely upon the judgment of our management with respect to the use of proceeds with only limited information concerning management's specific intentions. We intend to use a portion of the net proceeds from this offering to expand our sales and support organization and for research and development. We intend to use the remainder of the net proceeds for working capital, capital expenditures and other general corporate purposes. We may use a portion of our net proceeds to acquire and invest in complementary products, technologies or businesses; however, we currently have no agreements or commitments to complete any such transaction. We may also spend or invest these proceeds in a way with which our stockholders disagree. If our management fails to use these funds effectively, our business could be seriously harmed.

***If securities or industry analysts either do not publish research about us or publish inaccurate or unfavorable research about us, our business or our market, or if they change their recommendations regarding our common stock adversely, the trading price or trading volume of our common stock could decline.***

The trading market for our common stock will be influenced in part by the research and reports that securities or industry analysts may publish about us, our business, our market or our competitors. If one or more analysts initiate research with an unfavorable rating or downgrade our common stock, provide a more favorable recommendation about our competitors or publish inaccurate or unfavorable research about our business, our common stock price would likely decline. If any analyst who may cover us were to cease coverage of us or fail to regularly publish reports on us, we could lose visibility in the financial markets, which in turn could cause the trading price or trading volume of our common stock to decline.

***After this offering, our principal stockholders and management will own a significant percentage of our stock and will be able to exercise significant influence over matters subject to stockholder approval.***

As of August 31, 2020, our executive officers, directors and 5% stockholders beneficially owned approximately 89.8% of the outstanding shares of capital stock, and, upon the closing of this offering, that same group will hold approximately 69.8% of our outstanding shares of common stock (assuming no exercise of the underwriters' option to purchase additional shares from us). In addition, as of August 31, 2020, our executive officers and directors held options to purchase an aggregate of 3,096,767 shares of our common stock at a weighted-average exercise price of \$5.43 per share, which would give our officers and directors ownership of approximately 7.9% of our outstanding common stock following this offering if such awards are fully vested and are exercised in full (assuming no exercise of the underwriters' over-allotment option). Therefore, even after this offering, these stockholders will have the ability to influence us through this ownership position. The interests of these stockholders may not be the same as or may even conflict with your interests. For example, these stockholders could attempt to delay or prevent a change in control of us, even if such change in control would benefit our other stockholders, which could deprive our stockholders of an opportunity to receive a premium for their common stock as part of a sale of us or our assets, and might affect the prevailing market price of our common stock due to investors' perceptions that conflicts of interest may exist or arise. As a result, this concentration of ownership may not be in the best interests of our other stockholders.

***We are an "emerging growth company," and any decision on our part to comply only with certain reduced reporting and disclosure requirements applicable to emerging growth companies could make our common stock less attractive to investors.***

We are an "emerging growth company," as defined in the JOBS Act, and, for as long as we continue to be an emerging growth company, we may choose to take advantage of exemptions from various reporting requirements applicable to other public companies but not to "emerging growth companies," including:

- being permitted to provide only two years of audited financial statements, in addition to any required unaudited interim financial statements, with correspondingly reduced "Management's



## Table of Contents

Discussion and Analysis of Financial Condition and Results of Operations” disclosure in this prospectus;

- not being required to have our independent registered public accounting firm audit our internal control over financial reporting under Section 404 of the Sarbanes-Oxley Act;
- reduced disclosure obligations regarding executive compensation in this prospectus, our periodic reports and proxy statements; and
- exemptions from the requirements of holding non-binding advisory votes on executive compensation and stockholder approval of any golden parachute payments not previously approved.

As a result, our stockholders may not have access to certain information that they may deem important. We could be an emerging growth company for up to five years, although circumstances could cause us to lose that status earlier, including if our total annual gross revenues exceed \$1.07 billion, if we issue more than \$1.0 billion in non-convertible debt securities during any three-year period, or if we are a large accelerated filer and the market value of our common stock held by non-affiliates exceeds \$700 million as of the end of any second quarter before that time. We cannot predict if investors will find our common stock less attractive if we choose to rely on any of the exemptions afforded emerging growth companies. If some investors find our common stock less attractive because we rely on any of these exemptions, there may be a less active trading market for our common stock and the market price of our common stock may be more volatile.

Under the JOBS Act, “emerging growth companies” can also delay adopting new or revised accounting standards until such time as those standards apply to private companies. We elected to use the extended transition period for complying with new or revised accounting standards that have different effective dates for public and private companies until the earlier of the date that we (1) are no longer an emerging growth company or (2) affirmatively and irrevocably opt out of the extended transition period provided in the JOBS Act. As a result, these financial statements may not be comparable to companies that comply with the new or revised accounting pronouncements as of public company effective dates.

***Future securities issuances could result in significant dilution to our stockholders and impair the market price of our common stock.***

Future issuances of shares of our common stock, or the perception that these sales may occur, could depress the market price of our common stock and result in dilution to existing holders of our common stock. Also, to the extent outstanding options to purchase shares of our common stock are exercised or options, restricted stock units or other stock-based awards are issued or become vested, there will be further dilution. The amount of dilution could be substantial depending upon the size of the issuances or exercises. Furthermore, we may issue additional equity securities that could have rights senior to those of our common stock. As a result, purchasers of our common stock in this offering bear the risk that future issuances of debt or equity securities may reduce the value of our common stock and further dilute their ownership interest.

***Operating as a public company will require us to incur substantial costs and will require substantial management attention.***

As a public company, we will incur substantial legal, accounting and other expenses that we did not incur as a private company. For example, we will be subject to the reporting requirements of the Securities Exchange Act of 1934, as amended (the Exchange Act), the applicable requirements of the Sarbanes-Oxley Act and the Dodd-Frank Wall Street Reform and Consumer Protection Act and the rules and regulations of the SEC. The rules and regulations of The Nasdaq Global Select Market will also apply to us following this offering. As part of the new requirements, we will need to make changes to our corporate governance practices and establish and maintain effective disclosure and financial controls that are designed to ensure that information required to

## Table of Contents

be disclosed by us in the reports that we file with the SEC is recorded, processed, summarized and reported within the time periods specified in the SEC's rules and forms, and that information required to be disclosed in reports under the Exchange Act is accumulated and communicated to our principal executive and financial officers. Any failure to develop or maintain effective controls could adversely affect the results of periodic management evaluations. We expect that compliance with these requirements will increase our legal and financial compliance costs and will make some activities more time-consuming.

We expect that our management and other personnel will need to divert attention from other business matters to devote substantial time to the reporting and other requirements of being a public company. In particular, we expect to incur significant expense and devote substantial management effort to complying with the requirements of Section 404 of the Sarbanes-Oxley Act. We will need to hire additional accounting and financial staff with appropriate public company experience and technical accounting knowledge.

We also expect that being a public company and complying with applicable rules and regulations will make it more expensive for us to obtain director and officer liability insurance. Given recent developments in the market for such coverage, we expect to incur substantially higher costs to obtain and maintain the same or similar coverage. These factors could also make it more difficult for us to attract and retain qualified executive officers and members of our board of directors.

***Delaware law and provisions in our amended and restated certificate of incorporation and bylaws that will be in effect on the completion of this offering could make a merger, tender offer or proxy contest difficult, thereby depressing the trading price of our common stock.***

Our amended and restated certificate of incorporation and bylaws that will be in effect on the completion of this offering contain provisions that could depress the trading price of our common stock by acting to discourage, delay or prevent a change of control of our company or changes in our management that the stockholders of our company may deem advantageous. These provisions include the following:

- establish a classified board of directors so that not all members of our board of directors are elected at one time;
- permit the board of directors to establish the number of directors and fill any vacancies and newly-created directorships;
- provide that directors may only be removed for cause and only by the affirmative vote of the holders of at least a majority of the voting power of all then outstanding shares of our capital stock;
- require super-majority voting to amend some provisions in our amended and restated certificate of incorporation and bylaws;
- authorize the issuance of "blank check" preferred stock that our board of directors could use to implement a stockholder rights plan;
- prohibit stockholders from calling special meetings of stockholders;
- prohibit stockholder action by written consent, which requires all stockholder actions to be taken at a meeting of our stockholders;
- provide that the board of directors is expressly authorized to make, alter or repeal our bylaws;
- restrict the forum for certain litigation against us to Delaware; and
- establish advance notice requirements for nominations for election to our board of directors or for proposing matters that can be acted upon by stockholders at annual stockholder meetings.

## [Table of Contents](#)

Any provision of our amended and restated certificate of incorporation or bylaws that will be in effect on the completion of this offering or Delaware law that has the effect of delaying or deterring a change in control could limit the opportunity for our stockholders to receive a premium for their shares of our common stock, and could also affect the price that some investors are willing to pay for our common stock. For information regarding these and other provisions, see section titled “Description of Capital Stock—Anti-Takeover Provisions.”

***Our amended and restated certificate of incorporation will designate a state or federal court located within the State of Delaware as the exclusive forum for substantially all disputes between us and our stockholders, which could limit our stockholders’ ability to choose the judicial forum for disputes with us or our directors, officers or employees.***

Our amended and restated certificate of incorporation, which will become effective immediately prior to the completion of this offering, will provide that, unless we consent in writing to the selection of an alternative forum, to the fullest extent permitted by law, the sole and exclusive forum for (1) any derivative action or proceeding brought on our behalf under Delaware law, (2) any action asserting a claim of breach of a fiduciary duty owed by any of our directors, officers or other employees to us or our stockholders, (3) any action arising pursuant to any provision of the Delaware General Corporation Law (DGCL), our amended and restated certificate of incorporation or bylaws, (4) any other action asserting a claim that is governed by the internal affairs doctrine, or (5) any other action asserting an “internal corporate claim,” as defined in Section 115 of the DGCL, shall be the Court of Chancery of the State of Delaware (or, if the Court of Chancery does not have jurisdiction, the federal district court for the District of Delaware) in all cases subject to the court having jurisdiction over indispensable parties named as defendants. These exclusive-forum provisions do not apply to claims under the Securities Act or the Exchange Act.

To the extent that any such claims may be based upon federal law claims, Section 27 of the Exchange Act creates exclusive federal jurisdiction over all suits brought to enforce any duty or liability created by the Exchange Act or the rules and regulations thereunder.

Section 22 of the Securities Act creates concurrent jurisdiction for federal and state courts over all suits brought to enforce any duty or liability created by the Securities Act or the rules and regulations thereunder. However, our amended and restated certificate of incorporation, which will become effective immediately prior to the completion of this offering, contains a federal forum provision which provides that unless the Company consents in writing to the selection of an alternative forum, the federal district courts of the United States of America will be the exclusive forum for the resolution of any complaint asserting a cause of action arising under the Securities Act.

Any person or entity purchasing or otherwise acquiring any interest in any of our securities shall be deemed to have notice of and consented to this provision. This exclusive-forum provision may limit a stockholder’s ability to bring a claim in a judicial forum of its choosing for disputes with us or our directors, officers or other employees, which may discourage lawsuits against us and our directors, officers and other employees. If a court were to find the exclusive-forum provision in our amended and restated certificate of incorporation to be inapplicable or unenforceable in an action, we may incur additional costs associated with resolving the dispute in other jurisdictions, which could harm our results of operations.

## CAUTIONARY NOTE REGARDING FORWARD-LOOKING STATEMENTS

This prospectus contains forward-looking statements within the meaning of the federal securities laws. All statements other than statements of historical fact contained in this prospectus, including statements regarding our future results of operations and financial position, business strategy and plans and objectives of management for future operations, are forward-looking statements. These statements involve known and unknown risks, uncertainties and other important factors that may cause our actual results, performance or achievements to be materially different from any future results, performance or achievements expressed or implied by the forward-looking statements.

In some cases, you can identify forward-looking statements by terms such as “may,” “should,” “expects,” “plans,” “anticipates,” “could,” “intends,” “target,” “projects,” “contemplates,” “believes,” “estimates,” “predicts,” “potential” or “continue” or the negative of these terms or other similar expressions. The forward-looking statements in this prospectus are only predictions. We have based these forward-looking statements largely on our current expectations and projections about future events and financial trends that we believe may affect our business, financial condition and results of operations. These forward-looking statements speak only as of the date of this prospectus and are subject to a number of risks, uncertainties and assumptions described in the section titled “Risk Factors” and elsewhere in this prospectus. Because forward-looking statements are inherently subject to risks and uncertainties, some of which cannot be predicted or quantified, you should not rely on these forward-looking statements as predictions of future events. The events and circumstances reflected in our forward-looking statements may not be achieved or occur and actual results could differ materially from those projected in the forward-looking statements. Some of the key factors that could cause actual results to differ from our expectations include:

- our future financial performance, including our expectations regarding our revenues, cost of revenues, operating expenses, and our ability to achieve and maintain future profitability;
- our ability to attain market acceptance among providers and patients;
- our ability to manage our growth;
- our expansion into the home hemodialysis market;
- our ability to ensure strong product performance and reliability;
- our relations with third-party suppliers, including contract manufacturers and single source suppliers;
- our ability to overcome manufacturing disruptions;
- the impact of COVID-19, natural or man-made disasters, and other similar events, on our industry, business and results of operations;
- our ability to offer high-quality support for Tablo;
- our expectations of the sizes of the markets for Tablo;
- our ability to innovate and improve Tablo;
- our ability to effectively manage privacy, information and data security;
- concentration of a large percentage of our revenues from a limited number of customers;

---

## [Table of Contents](#)

- our ability to accurately forecast customer demand and manage our inventory; and
- our ability to ensure the proper training and use of Tablo.

In addition, statements such as “we believe” and similar statements reflect our beliefs and opinions on the relevant subject. These statements are based upon information available to us as of the date of this prospectus and, although we believe such information forms a reasonable basis for such statements, such information may be limited or incomplete, and our statements should not be read to indicate that we have conducted a thorough inquiry into, or review of, all potentially available relevant information. These statements are inherently uncertain and investors are cautioned not to unduly rely upon these statements. Furthermore, if our forward-looking statements prove to be inaccurate, the inaccuracy may be material. In light of the significant uncertainties in these forward-looking statements, you should not regard these statements as a representation or warranty by us or any other person that we will achieve our objectives and plans in any specified time frame, or at all. Except as required by applicable law, we do not plan to publicly update or revise any forward-looking statements contained herein until after we distribute this prospectus, whether as a result of any new information, future events or otherwise. These forward-looking statements contained in this prospectus are excluded from the safe harbor protection provided by the Private Securities Litigation Reform Act of 1995 and Section 27A of the Securities Act.

## **MARKET, INDUSTRY AND OTHER DATA**

This prospectus contains estimates, projections and other information concerning our industry, including market size and growth rates of the markets in which we participate, and discussion of our general expectations, market position, and market opportunity. This information is based on various sources, including reports and publications from American Journal of Kidney Diseases, American Society of Nephrology, Centers for Disease Control and Prevention, Centers for Medicare & Medicaid Services, National Institute of Diabetes and Digestive and Kidney Diseases, National Kidney Foundation, United States Renal Data System, U.S. News & World Report and other industry and general publications, surveys and forecasts, on assumptions that we have made that are based on such data and other similar sources and on our knowledge of the markets for our services. This information involves a number of assumptions and limitations, and you are cautioned not to give undue weight to these estimates. The content of any third-party sources, except to the extent specifically set forth in this prospectus, does not constitute a portion of this prospectus and is not incorporated by reference herein.

Industry data and other third-party information have been obtained from sources believed to be reliable, but neither we nor the underwriters have independently verified any third-party information. We have no reason to believe such information is not correct and we are in any case responsible for the contents of this prospectus. In addition, projections, assumptions and estimates of our future performance and the future performance of the industry in which we operate is necessarily subject to a high degree of uncertainty and risk due to a variety of factors, including those described in the section titled “Risk Factors” and elsewhere in this prospectus. These and other factors could cause results to differ materially from those expressed in the estimates made by third parties and by us.

## USE OF PROCEEDS

We estimate that the net proceeds from this offering will be approximately \$221.1 million, at the initial public offering price of \$27.00 per share, after deducting estimated underwriting discounts and commissions and estimated offering expenses payable by us. If the underwriters' option to purchase additional shares from us is exercised in full, we estimate that our net proceeds will be approximately \$254.8 million.

The principal purposes of this offering are to create a public market for our common stock, facilitate access to the public equity markets, increase our visibility in the marketplace and obtain additional capital to support further growth in our business. We intend to use the net proceeds from this offering as follows:

- approximately \$77 million to expand our sales and support organization;
- approximately \$34 million for research and development activities; and
- the remainder for working capital and other general corporate purposes.

We may use a portion of our net proceeds to acquire and invest in complementary products, technologies or businesses; however, we currently have no agreements or commitments to complete any such transaction. Pending these uses, we intend to invest our net proceeds from this offering primarily in investment-grade, interest-bearing instruments.

The expected use of net proceeds from this offering represents our intentions based upon our current plans and business conditions. We cannot predict with certainty all of the particular uses for the net proceeds from this offering or that amounts that we will actually spend on the uses set forth above. Accordingly, our management will have significant flexibility in applying the net proceeds of this offering. The timing and amount of our actual expenditures will be based on many factors, including cash flows from operations and the anticipated growth of our business.

## **DIVIDEND POLICY**

We have never declared or paid cash dividends on our capital stock. We currently intend to retain all available funds and future earnings, if any, to fund the development and expansion of our business, and we do not anticipate paying any cash dividends in the foreseeable future. Any future determination regarding the declaration and payment of dividends, if any, will be at the discretion of our board of directors and will depend on then-existing conditions, including our financial condition, operating results, contractual restrictions, capital requirements, business prospects and other factors our board of directors may deem relevant. In addition, the terms of the SVB Loan and Security Agreement restrict our ability to pay dividends in certain circumstances.



## CAPITALIZATION

The following table sets forth our cash, cash equivalents, restricted cash and short-term investments and capitalization as of June 30, 2020:

- on a pro forma basis, giving effect to: (i) the automatic conversion of all outstanding shares of our redeemable convertible preferred stock into an aggregate of 25,957,884 shares of our common stock immediately prior to the completion of this offering, as if such conversion had occurred on June 30, 2020; (ii) the issuance of 65,165 shares of our common stock, at the initial public offering price of \$27.00 per share, upon the net exercise of Series B redeemable convertible preferred stock warrants outstanding that would otherwise expire upon completion of this offering; (iii) the issuance of 209,425 shares of our common stock upon the cash exercise of Series C redeemable convertible preferred stock warrants immediately prior to the completion of this offering resulting in total cash proceeds of \$4.3 million and the reclassification of the redeemable convertible preferred stock warrant liability to additional paid-in capital, a component of total stockholders' (deficit) equity; (iv) the reclassification of the remaining redeemable convertible preferred stock warrant liability to additional paid-in capital, a component of total stockholders' (deficit) equity, due to our Series A redeemable convertible preferred stock warrants converting to warrants to purchase 62,795 shares of our common stock immediately prior to the completion of this offering; (v) \$10.3 million increase in stock-based compensation associated with stock options that vest upon the achievement of a performance condition that will be achieved upon the completion of this offering and market-based and service-based criteria, and the related increase to additional paid-in capital and accumulated deficit; and (vi) the filing and effectiveness of our amended and restated certificate of incorporation immediately prior to the closing of this offering; and
- on a pro forma as adjusted basis to give further effect to the sale by us of 8,951,111 shares of our common stock in this offering, at the initial public offering price of \$27.00 per share, after deducting the estimated underwriting discounts and commissions and estimated offering expenses payable by us.

This table should be read in conjunction with the section titled "Management's Discussion and Analysis of Financial Condition and Results of Operations" and the financial statements and the related notes appearing elsewhere in this prospectus.

## Table of Contents

	As of June 30, 2020		
	(in thousands, except share and per share data)		
	Actual	Pro Forma	Pro Forma As Adjusted
Cash, cash equivalents, restricted cash and short-term investments	\$ 148,397	\$ 152,685	\$ 373,787
Term loan, current	\$ 29,418	\$ 29,418	\$ 29,418
Redeemable convertible preferred stock warrant liability	4,815	—	—
Redeemable convertible preferred stock, par value \$0.001; 209,953,752 shares authorized, 204,996,119 shares issued and outstanding, actual; no shares authorized, issued or outstanding, pro forma and pro forma as adjusted	452,273	—	—
Stockholders' (deficit) equity:			
Preferred stock, par value \$0.001; no shares authorized, issued or outstanding, actual; 5,000,000 shares authorized, no shares issued and outstanding, pro forma and pro forma as adjusted	—	—	—
Common stock, par value \$0.001; 360,000,000 shares authorized, 5,802,043 shares issued and outstanding, actual; 300,000,000 shares authorized, 32,034,517 issued and outstanding, pro forma; 300,000,000 shares authorized, 40,985,628 shares issued and outstanding, pro forma as adjusted	6	32	41
Additional paid-in capital	85,640	557,299	778,342
Accumulated other comprehensive income	—	—	—
Accumulated deficit	(419,722)	(430,031)	(430,031)
Total stockholders' (deficit) equity	<u>\$(334,076)</u>	<u>\$ 127,300</u>	<u>\$ 348,352</u>
Total capitalization	<u>\$ 152,430</u>	<u>\$ 156,718</u>	<u>\$ 377,770</u>

The number of shares of our common stock issued and outstanding, pro forma and pro forma as adjusted, in the table above are based on 32,034,517 shares of our common stock outstanding as of June 30, 2020 (including conversion of all of our outstanding shares of redeemable convertible preferred stock into 25,957,884 shares of our common stock and the issuance of 274,590 shares of our common stock, at the initial public offering price of \$27.00 per share, upon the net exercise of Series B redeemable convertible preferred stock warrants and the cash exercise of Series C redeemable convertible preferred stock warrants, in each case outstanding as of June 30, 2020 that would otherwise expire upon completion of this offering). The number of shares of our common stock issued and outstanding, pro forma and pro forma as adjusted in the table above excludes:

- 5,008,777 shares of our common stock issuable upon the exercise of options outstanding as of June 30, 2020, with a weighted-average exercise price of \$5.25 per share;
- 73,869 shares of our common stock issuable upon the exercise of options granted subsequent to June 30, 2020, with a weighted-average exercise price of \$12.00 per share;
- 62,795 shares of our common stock issuable upon the exercise of outstanding Series A redeemable convertible preferred stock warrants, with a weighted-average exercise price of \$7.96 per share;
- 3,665,167 shares of our common stock reserved for future issuance under our 2020 Plan, which will become effective immediately prior to the completion of this offering, as well as any automatic increases in the number of shares of our common stock reserved for future issuance pursuant to this plan; and

---

[Table of Contents](#)

- 687,218 shares of our common stock reserved for future issuance under the ESPP, which will become effective immediately prior to the completion of this offering, as well as any shares of common stock that may be issued pursuant to provisions in our ESPP that automatically increase the number of shares of our common stock reserve under the ESPP.

## DILUTION

If you invest in our common stock you will experience immediate and substantial dilution in the pro forma net tangible book value of your shares of common stock. Dilution in pro forma net tangible book value represents the difference between the public offering price per share of our common stock and the pro forma as adjusted net tangible book value per share of our common stock.

As of June 30, 2020, we had a historical net tangible book value of \$(335.3) million, or \$(57.79) per share of common stock, based on 5,802,043 shares of our common stock outstanding. Our historical net tangible book value per share represents the amount of our tangible assets, less liabilities and redeemable convertible preferred stock, divided by the total number of shares of our common stock outstanding as of June 30, 2020.

Our pro forma net tangible book value as of June 30, 2020, was \$126.0 million, or \$3.93 per share of common stock. Pro forma net tangible book value per share represents tangible assets, less liabilities and redeemable convertible preferred stock, divided by the aggregate number of shares of common stock outstanding, after giving effect to: (i) the automatic conversion of all outstanding shares of our redeemable convertible preferred stock as of June 30, 2020 into an aggregate of 25,957,884 shares of our common stock immediately prior to the completion of this offering; (ii) the issuance of 65,165 shares of our common stock, at the initial public offering price of \$27.00 per share, upon the net exercise of Series B redeemable convertible preferred stock warrants outstanding as of June 30, 2020 that would otherwise expire upon completion of this offering; (iii) the issuance of 209,425 shares of our common stock upon the cash exercise of Series C redeemable convertible preferred stock warrants immediately prior to the completion of this offering resulting in total cash proceeds of \$4.3 million and the reclassification of the redeemable convertible preferred stock warrant liability to additional paid-in capital, a component of total stockholders' (deficit) equity; (iv) the reclassification of the remaining Series A redeemable convertible preferred stock warrant liability to additional paid-in capital, a component of total stockholders' (deficit) equity, due to our Series A redeemable convertible preferred stock warrants converting to warrants to purchase 62,795 shares of our common stock immediately prior to the completion of this offering; (v) \$10.3 million increase in stock-based compensation associated with stock options that vest upon the achievement of a performance condition that will be achieved upon the completion of this offering and market-based and service-based criteria, and the related increase to additional paid-in capital and accumulated deficit; and (vi) the filing and effectiveness of our amended and restated certificate of incorporation immediately prior to the closing of this offering.

After giving further effect to the sale and issuance by us of the 8,951,111 shares of our common stock in this offering at the initial public offering price of \$27.00 per share, after deducting estimated underwriting discounts and commissions and estimated offering expenses payable by us, our pro forma as adjusted net tangible book value as of June 30, 2020 would be \$348.4 million, or \$8.50 per share. This represents an immediate increase in pro forma as adjusted net tangible book value to our existing stockholders of \$4.57 per share and an immediate dilution to new investors of \$18.50 per share. Dilution per share to new investors represents the difference between the price per share paid by new investors for the shares of common stock sold in this offering and the pro forma as adjusted net tangible book value per share immediately after this offering. The following table illustrates this per share dilution:

Initial public offering price per share	\$27.00
Historical net tangible book value per share as of June 30, 2020	\$(57.79)
Pro forma increase in historical net tangible book value per share as of June 30, 2020	61.72
Pro forma net tangible book value per share as of June 30, 2020	\$ 3.93
Increase in pro forma net tangible book value per share attributable to new investors participating in this offering	4.57
Pro forma as adjusted net tangible book value per share	8.50
Dilution per share to new investors participating in this offering	<u>\$18.50</u>

## [Table of Contents](#)

If the underwriters exercise their option to purchase additional shares in full, the pro forma as adjusted net tangible book value per share of our common stock would be \$9.03 per share, the increase in pro forma net tangible book value per share attributable to new investors would be \$0.53, and the dilution per share to new investors participating in this offering would be \$17.97 per share.

The following table sets forth, on a pro forma as adjusted basis, as of June 30, 2020, the number of shares of common stock purchased from us, the total consideration paid, or to be paid, and the average price per share paid, or to be paid, by existing stockholders and by the new investors, at the initial public offering price of \$27.00 per share, after deducting the estimated underwriting discounts and commissions and estimated offering expenses payable by us:

	Shares Purchased		Total Consideration		Average Price Per Share
	Number	Percent	Amount	Percent	
Existing stockholders	32,034,517	78.2%	\$450,648,394	67.1%	\$ 14.07
New investors	8,951,111	21.8%	221,051,997	32.9%	\$ 24.70
Total	40,985,628	100.0%	\$671,700,391	100.0%	\$ 16.39

The above table assumes no exercise by the underwriters of their option to purchase additional shares. If the underwriters exercise their option to purchase additional shares in full, our existing stockholders would own 75.7% and our new investors would own 24.3% of the total number of shares of our common stock outstanding upon completion of this offering.

The foregoing tables and calculations are based on 32,034,517 shares of our common stock outstanding as of June 30, 2020 (including conversion of all of our outstanding shares of redeemable convertible preferred stock into 25,957,884 shares of our common stock and the issuance of 274,590 shares of our common stock, at the initial public offering price of \$27.00 per share, upon the net exercise of Series B redeemable convertible preferred stock warrants and the cash exercise of Series C redeemable convertible preferred stock warrants, in each case outstanding as of June 30, 2020 that would otherwise expire upon completion of this offering), which excludes:

- 5,008,777 shares of our common stock issuable upon the exercise of options outstanding as of June 30, 2020, with a weighted-average exercise price of \$5.25 per share;
- 73,869 shares of our common stock issuable upon the exercise of options granted subsequent to June 30, 2020, with a weighted-average exercise price of \$12.00 per share;
- 62,795 shares of our common stock issuable upon the exercise of outstanding Series A redeemable convertible preferred stock warrants, with a weighted-average exercise price of \$7.96 per share;
- 3,665,167 shares of our common stock reserved for future issuance under our 2020 Plan, which will become effective immediately prior to the completion of this offering, as well as any automatic increases in the number of shares of our common stock reserved for future issuance pursuant to this plan; and
- 687,218 shares of our common stock reserved for future issuance under the ESPP, which will become effective immediately prior to the completion of this offering, as well as any shares of common stock that may be issued pursuant to provisions in our ESPP that automatically increase the number of shares of our common stock reserve under the ESPP.

To the extent that any outstanding options or warrants are exercised, new options or other securities are issued under our equity incentive plans, or we issue additional shares of common stock, other equity securities or convertible debt securities in the future, new investors will experience further dilution.

## SELECTED FINANCIAL DATA

The following tables summarize our financial data. The selected statements of operations data for the years ended December 31, 2018 and 2019 and the selected balance sheet data as of December 31, 2018 and 2019 are derived from our audited financial statements included elsewhere in this prospectus. The selected statements of operations data for the six months ended June 30, 2019 and 2020 and the selected condensed balance sheet data as of June 30, 2020 are derived from our unaudited interim condensed financial statements included elsewhere in this prospectus. We have prepared the unaudited interim condensed financial statements on the same basis as the audited financial statements. We have included, in our opinion, all adjustments, consisting only of normal recurring adjustments that we consider necessary for a fair presentation of the financial information set forth in those unaudited interim condensed financial statements. The following selected financial data should be read in conjunction with the section titled “Management’s Discussion and Analysis of Financial Condition and Results of Operations” and our financial statements and related notes included elsewhere in this prospectus. Our historical results are not necessarily indicative of the results that may be expected in the future, and our interim results are not necessarily indicative of the results to be expected for the full year or any other period.

	Years Ended December 31,		Six Months Ended June 30,	
	2018	2019	2019	2020
(in thousands, except share and per share amount)				
<b>Statements of Operations Data:</b>				
Revenue:				
Product revenue	\$ 1,749	\$ 13,750	\$ 5,092	\$ 15,623
Service and other revenue	258	1,328	271	3,309
Total revenue	<u>2,007</u>	<u>15,078</u>	<u>5,363</u>	<u>18,932</u>
Cost of revenue:				
Cost of product revenue	7,806	27,164	12,600	24,853
Cost of service and other revenue	316	5,716	2,491	2,407
Total cost of revenue	<u>8,122</u>	<u>32,880</u>	<u>15,091</u>	<u>27,260</u>
Gross profit	(6,115)	(17,802)	(9,728)	(8,328)
Operating expenses:				
Research and development	22,916	23,327	10,990	11,891
Sales and marketing	11,279	20,259	8,367	16,526
General and administrative	6,253	8,919	4,202	8,374
Total operating expenses	<u>40,448</u>	<u>52,505</u>	<u>23,559</u>	<u>36,791</u>
Loss from operations	(46,563)	(70,307)	(33,287)	(45,119)
Interest income and other income, net	1,709	2,485	1,542	527
Interest expense	(4,639)	(4,257)	(2,190)	(2,033)
Change in fair value of redeemable convertible preferred stock warrant liability	(262)	3,800	484	(530)
Loss before income taxes	(49,755)	(68,279)	(33,451)	(47,155)
Provision for income taxes	25	20	—	—
Net loss	<u>\$ (49,780)</u>	<u>\$ (68,299)</u>	<u>\$ (33,451)</u>	<u>\$ (47,155)</u>
Net loss attributable to common stockholders, basic and diluted <sup>(1)</sup>	<u>\$ (73,080)</u>	<u>\$ (85,462)</u>	<u>\$ (49,349)</u>	<u>\$ (4,987)</u>
Net loss per share attributable to common stockholders, basic and diluted <sup>(1)</sup>	<u>\$ (100.75)</u>	<u>\$ (99.58)</u>	<u>\$ (60.43)</u>	<u>\$ (0.98)</u>
Weighted-average shares used in computing net loss per share attributable to common stockholders, basic and diluted <sup>(1)</sup>	<u>725,337</u>	<u>858,254</u>	<u>816,673</u>	<u>5,085,666</u>
Pro forma net loss per share attributable to common stockholders (unaudited), basic and diluted <sup>(1)</sup>		<u>\$ (3.66)</u>		<u>\$ (1.55)</u>
Weighted-average shares used in computing pro forma net loss per share attributable to common stockholders (unaudited), basic and diluted <sup>(1)</sup>		<u>19,719,079</u>		<u>30,082,358</u>

## [Table of Contents](#)

- (1) See Notes 2 and 14 to our audited financial statements and Notes 2 and 14 to our unaudited interim condensed financial statements included elsewhere in this prospectus for an explanation of the calculations of our basic and diluted net loss per share and unaudited basic and diluted pro forma net loss per share and the weighted-average number of shares used in the computation of the per share amounts.

	<u>As of December 31,</u>		<u>As of June 30,</u>
	<u>2018</u>	<u>2019</u>	<u>2020</u>
	<u>(in thousands)</u>		
<b>Balance Sheet Data:</b>			
Cash, cash equivalents, restricted cash and short-term investments	\$ 142,933	\$ 70,821	\$ 148,397
Working capital(1)	137,433	54,736	106,265
Total assets	151,130	88,366	185,439
Term note, current and noncurrent	28,346	29,061	29,418
Redeemable convertible preferred stock warrant liability	8,085	4,285	4,815
Redeemable convertible preferred stock	392,284	409,446	452,273
Accumulated deficit	(287,891)	(372,567)	(419,722)
Total stockholders' deficit	(287,950)	(372,187)	(334,076)

- (1) We define working capital as current assets less current liabilities. See our financial statements and the related notes included elsewhere in this prospectus for further details regarding our current assets and current liabilities.

## MANAGEMENT'S DISCUSSION AND ANALYSIS OF FINANCIAL CONDITION AND RESULTS OF OPERATIONS

*The following discussion of our financial condition and results of operations should be read together with our financial statements and related notes and other financial information included in this prospectus. The following discussion contains forward-looking statements that reflect our plans, estimates and beliefs. Our actual results could differ materially from those discussed in the forward-looking statements. Factors that could cause or contribute to these differences include those discussed below and elsewhere in this prospectus, particularly in the section titled "Risk Factors." Our historical results are not necessarily indicative of the results that may be expected for any period in the future, and our interim results are not necessarily indicative of the results we expect for the full fiscal year or any other period.*

### Overview

Our technology is designed to elevate the dialysis experience for patients, and help providers overcome traditional care delivery challenges. Requiring only an electrical outlet and tap water to operate, Tablo frees patients and providers from the burdensome infrastructure required to operate traditional dialysis machines. The integration of water purification and on-demand dialysate production enables Tablo to serve as a dialysis clinic on wheels and allows providers to standardize to a single technology platform from the hospital to the home. Tablo is also intelligent and connected, with automated documentation and the ability to integrate with electronic medical record reporting, along with streamlined remote machine management to maximize device uptime. We have generated meaningful evidence to demonstrate that providers can realize significant operational efficiencies, including reducing the cost of their dialysis programs by up to 80% in the ICU. In addition, Tablo has been shown to deliver robust clinical care. In studies and survey we have conducted, patients have reported experiencing fewer symptoms and better quality sleep while on Tablo. We believe Tablo empowers patients, who have traditionally been passive recipients of care, to regain agency and ownership of their treatment. Tablo is currently cleared by the FDA for use in the hospital, clinic or home setting.

We designed Tablo from the ground up to be a single enterprise solution that can be utilized across the continuum of care, allowing dialysis to be delivered anytime, anywhere and by anyone. Tablo is comprised of a compact console with integrated water purification, on-demand dialysate production and a simple-to-use touchscreen interface. With Tablo, we are bringing data to dialysis. Tablo is built to live in a connected setting with cloud-based system monitoring, patient analytics and clinical recordkeeping and the ability to activate new capabilities and enhancements through wireless software updates. Tablo's data analytics and connectivity also enable predictive preventative maintenance to maximize machine uptime. Unlike existing dialysis machines, which have limited clinical versatility across all care settings and are generally burdened by specialized and expensive infrastructure, Tablo is a single enterprise dialysis solution that can be seamlessly utilized across different care settings and for multiple clinical needs.

Driving adoption of Tablo in the acute care setting has been our primary focus to date. We have invested in growing our economic and clinical evidence, built a veteran sales and clinical support team with significant expertise, along with a comprehensive training and customer experience program. Our experience in the acute market has demonstrated Tablo's clinical flexibility and operational versatility, while also delivering meaningful cost savings to the providers. We plan to continue leveraging our commercial infrastructure to broaden our installed base in the acute care market as well as driving utilization and fleet expansion with our existing customers.

We sell our solution through our direct sales organization, which covers most major metropolitan markets in the United States. As of June 30, 2020, our sales organization is comprised of 34 capital sales team members, responsible for generating new customer demand for Tablo, and 35 clinical sales team members responsible for driving utilization and fleet expansion of Tablo consoles at existing customer sites. In addition, our field service team comprised of 57 members provides maintenance services and product support to Tablo



## [Table of Contents](#)

customers. The same sales organization and field service team will be used to drive Tablo penetration in both the acute and home markets. We believe the ability to leverage one team to serve both markets will result in significant productivity and cost optimization as we continue to scale our business.

We are executing a well-defined, three-pronged strategy to expand gross margins. First, we are insourcing our console manufacturing to lower console cost. Second, we are adding a second-source contract manufacturer for our cartridges to gain higher efficiency and lower material cost. Third, we will continue to utilize our cloud-based data system, as well as enhanced product performance, to drive down the cost of service.

To date, we have financed our operations primarily with the proceeds from the issuance of our redeemable convertible preferred stock and debt financing, and to a lesser extent, product revenues. We generate revenue primarily from the initial sale of Tablo console, and recurring sales of per-treatment consumables, including the Table cartridge, which generates significant total revenue over the life of the console. We generate additional revenue via annual service contracts. Our total revenue grew from \$2.0 million for the year ended December 31, 2018 to \$15.1 million for the year ended December 31, 2019, and from \$5.4 million for the six months ended June 30, 2019 to \$18.9 million for the six months ended June 30, 2020. For the years ended December 31, 2018 and 2019, we incurred net losses of \$49.8 million and \$68.3 million, respectively, and for the six months ended June 30, 2019 and 2020, we incurred net losses of \$33.5 million and \$47.2 million, respectively. As of June 30, 2020, we had an accumulated deficit of \$419.7 million. Following this offering, we expect that our sales and marketing, research and development, regulatory and other expenses will continue to increase as we expand our marketing efforts to increase adoption of Tablo, expand existing relationships with our customers, obtain regulatory clearances or approvals for future product enhancements to Tablo, and conduct clinical trials on Tablo. In addition, we expect our general and administrative expenses to increase following this offering due to the additional costs associated with scaling our business operations as well as being a public company, including due to legal, accounting, insurance, exchange listing and SEC compliance, investor relations and other expenses.

As a result, we will require substantial additional funding for expenses related to our operating activities, including selling, general and administrative expenses, as well as research and development.

Based on our current planned operations, we expect that our existing cash, cash equivalents and short-term investments, and cash generated from sales of our products, will enable us to fund our operating expenses for at least 12 months from the date hereof. We have based this estimate on assumptions that may prove to be wrong, and we could exhaust our available capital resources sooner than we expect. See “—Liquidity and Capital Resources.”

### **Factors Affecting Our Business**

- ***Market Acceptance of Tablo in Acute Setting.*** We plan to broaden our installed base by continuing to target IDNs and health systems, the VA and sub-acute LTACH and SNF providers. In addition, we plan to focus on driving utilization and fleet expansion with existing customers by ensuring an exceptional user experience delivered through our clinical team and a steady release of software enhancements that amplify Tablo’s operational reliability. Our ability to successfully execute on this strategy, and thereby increase our revenue, will in part drive our results of operations and impact on our business.
- ***Expansion of Tablo within the Home Setting.*** We believe a significant growth opportunity exists within the home hemodialysis market. We are partnering with health systems and innovative dialysis clinic providers who are motivated to grow their home hemodialysis population, and who share our vision of creating a seamless and supported transition to the home. We will also invest in market development over the longer term to expand the home hemodialysis market itself. The expansion of the home hemodialysis market and our ability to penetrate this market will be an important factor in driving the future growth of our business.

- **Cost of Revenue.** The results of our business will depend in part on our ability to increase our gross margins by more effectively managing our costs to produce Tablo consoles and consumables, as well as subsequently servicing Tablo for our customers. Currently, the Tablo console is produced by our contract manufacturer based in Morgan Hill, California and the Tablo cartridge is produced by our contract manufacturer based in Thailand. Utilizing these contract manufacturers has resulted in higher direct console and cartridge costs. As a result, cost of product revenue was \$27.2 million for the year ended December 31, 2019 and \$24.9 million for the six months ended June 30, 2020. We are currently undertaking a number of initiatives in order to reduce these costs, including establishing a new facility for the production of Tablo consoles in Tijuana, Mexico with our outsourced business administration service provider, Tacna, and moving production of a majority of Tablo cartridges from our existing contract manufacturing partner to a new contract manufacturer, also located in Tijuana, Mexico. Our ability to grow our business will depend in part on these and other measures to control the costs of producing Tablo being successful. Likewise, it will be important that we effectively manage the costs of generating our service revenue. Our cost of service and other revenue was \$5.7 million for the year ended December 31, 2019 and \$2.4 million for the six months ended June 30, 2020.
- **Impact of COVID-19.** The results of our business may be impacted by developments related to the COVID-19 pandemic. We believe that the COVID-19 pandemic has highlighted the limitations of traditional machines and the benefits of Tablo, which has driven an increase in demand for Tablo. In the six months ended June 30, 2020, we generated an estimated \$2.4 million in sales of consoles and \$0.5 million in services associated with leased consoles that we believe were attributable to COVID-19 driven demand. The longevity and extent of the COVID-19 pandemic is uncertain. If the pandemic were to dissipate, whether due to a significant decrease in new infections, due to the availability of vaccines, or otherwise, the increase in demand for Tablo attributed to COVID-19 could decrease and this could have an adverse effect on our results of operations and profitability. As a result, the increase in revenue due to any increase in demand for Tablo may not be indicative of our future revenue.

We are continuing to closely monitor the COVID-19 pandemic. In order to operate in a safe manner, we are following the health and safety guidelines of the U.S. Centers for Disease Control and Prevention, Occupational Safety and Health Administration, and local and state public health departments where we operate. The majority of our employees at our headquarters have been asked to work from home, with only limited access given to employees to work in the office when necessary. For roles that require employees to be on-site, such as our R&D and manufacturing technical staff, we are providing protective equipment, practicing social distancing, enforcing mask wearing and increasing sanitizing standards. In addition, we have created a business continuity plan and incident management team to respond quickly and effectively to changes in order to offer customers uninterrupted products, services and support while safeguarding the best interest of employees, suppliers and stockholders.

Our business may also be impacted by an escalation or a continuation of the COVID-19 pandemic. Operations at our contract manufacturing partners' facilities may be disrupted or, following its establishment with our outsourced business administration service provider, Tacna, at the new facility in Tijuana, Mexico. Additionally, the COVID-19 pandemic could disrupt the operations of our third-party suppliers, including those we consider as critical single-source providers of components. How we address any disruptions caused by COVID-19 to our contract manufacturing partners, Tacna, or third-party suppliers would be a significant factor for our business. Although we have not experienced disruptions in our supply chain to date, we cannot predict how long the pandemic and measures intended to contain the spread of COVID-19 will continue and what effect COVID-19 and the associated containment measures will have on our suppliers and vendors, in particular for any of our suppliers and vendors that may not qualify as essential businesses and

suffer more significant disruptions to their business operations. We are working closely with our manufacturing partners and suppliers to help ensure we are able to source key components and maintain appropriate inventory levels to meet customer demand.

## **Components of Operating Results**

### ***Revenue***

We generate our revenue primarily from the sale of products and services. In addition, we enter into console operating lease arrangements that contain lease and non-lease components. Revenue related to lease arrangements is allocated to the lease and non-lease elements based on their relative standalone selling price, with the lease component recorded in product revenue and the non-lease component recorded in service and other revenue.

#### *Product Revenue*

We generate product revenue from the sale, and to a lesser extent, leasing of our Tablo consoles and the sale of related consumables, including the Tablo cartridge. Revenue is recognized when control of our Tablo consoles is transferred, generally upon shipment, and excludes the value of the first-year service agreement, which is recognized as service and other revenue. Leases of Tablo consoles are considered operating leases and recognized as revenue over their lease term. Consumables, including the Tablo cartridge, are recognized primarily upon shipment. Our product revenue has been generated by direct sales to customers in the United States.

#### *Service and Other Revenue*

We generate service revenue primarily from service agreements for our Tablo consoles and other revenue from shipping and handling charged to customers. Under the service agreements, we provide maintenance, repair and training services, connectivity to our cloud infrastructure, including Tablo Hub, as well as software updates, for Tablo consoles. The service agreements are typically entered into for a one-year term. Revenue from the sale of service agreements, including the revenue associated with the first-year service, is recognized ratably over the service period.

### ***Cost of Revenue***

#### *Cost of Product Revenue*

Cost of product revenue primarily consists of purchased finished goods, reserves for excess and obsolete inventories, manufacturing overhead and warranty costs. Manufacturing overhead costs include the cost of quality assurance, material procurement, depreciation expense for equipment, facilities and information technology. We currently partner with contract manufacturers to produce Tablo consoles and Tablo cartridges. As described above, we are investing to insource Tablo console manufacturing at a facility in Tijuana, Mexico, where we will direct the manufacturing of Tablo consoles, as well as the associated warehousing and product distribution. Cost of product revenue in absolute dollars will increase as our sales volume increases.

#### *Cost of Service and Other Revenue*

Cost of service and other revenue primarily consists of personnel and material expenses related to our employees performing maintenance and support services, including salaries, benefits, stock-based compensation and related expenses such as employer taxes, materials and supplies and allocated costs including facilities and information technology. We anticipate that we will continue to invest in personnel to support the expansion of our Tablo fleet while also utilizing our cloud-based data system, as well as enhanced product performance, to lower the cost of service as a percentage of revenue. Cost of service and other revenue in absolute dollars will increase as our sales volume increases.

### ***Gross Profit and Gross Margin***

We calculate gross margin as gross profit divided by revenue. Our gross profit has been, and will continue to be, affected by a variety of factors, including sales volume of Tablo and related consumables, the success of our cost-reduction strategies, the cost of direct materials, labor and manufacturing overhead, the contribution of console leases and associated services, discounting practices, product yields and headcount. We expect our margin to increase over the long term to the extent we are successful in our ability to lower the costs associated with the production of the Tablo console and cartridges, which includes our ability to drive lower costs with our suppliers, increase our sales volume, and maintain or increase our average selling price, which will enable us to leverage our fixed costs. In addition, sales of our Tablo consumables carry a higher margin than sales of our Tablo consoles. We intend to use our design, engineering and manufacturing capabilities to further advance and improve the efficiency of our manufacturing processes, which, if successful, we believe will lower production costs and enable us to increase our gross margin. While we expect gross margin to increase over the long term, we also anticipate it will likely fluctuate from quarter to quarter.

### ***Operating Expenses***

#### *Research and Development*

Research and development expenses primarily consist of costs of developing hardware and software enhancements to improve Tablo performance and lower cost of product revenue, software update releases, yield improvement activities and platform extensions, as well as clinical affairs and related clinical studies. Other research and development costs include salaries, employee benefits, and other headcount-related costs, supplies, testing, contract and other outside service fees, depreciation expense and allocated costs including facilities and information technology. We also expect to see an increase in our stock-based compensation with the vesting of performance-based options, as well as the establishment of an equity plan associated with this offering and related grants in the form of restricted stock or options and a new employee stock purchase plan. We plan to continue to invest in our research and development efforts. As a percentage of revenue, we expect research and development expenses to vary over time, depending on the level and timing of new product development initiatives.

#### *Sales and Marketing*

Sales and marketing expenses primarily consist of personnel expenses including salaries, benefits, sales commissions, travel and stock-based compensation. Other sales and marketing expenses include marketing and promotional activities, including trade shows and market research, government affairs and cost of outside consultants. Shipping and handling costs, as well as the associated personnel expenses, are included in sales and marketing expenses. We also expect to see an increase in our stock-based compensation with the vesting of performance-based options, as well as the establishment of an equity plan associated with this offering and related grants in the form of restricted stock or options and a new employee stock purchase plan. As we continue to drive the expansion of Tablo in coming years, we expect to continue to invest in our sales and support teams, marketing, and shipping and handling costs. As a result, we expect sales and marketing expenses to increase in absolute dollars in future periods. As a percentage of revenue, however, we expect sales and marketing expenses to continue to decrease over the long-term primarily as and to the extent our revenue grows.

#### *General and Administrative*

General and administrative expenses primarily consist of personnel expenses, including salaries, benefits, bonus, travel and stock-based compensation. Other general and administrative expenses include professional services fees, such as legal, audit and tax fees, insurance costs, cost of outside consultants, employee recruiting and training costs. Moreover, we expect to incur additional expenses associated with operating as a public company, including legal, accounting, insurance, exchange listing and SEC compliance and investor relations, and as we expand our headcount to support our growth. We also expect to see an increase in our stock-

## [Table of Contents](#)

based compensation with the vesting of performance-based options, as well as the establishment of an equity plan associated with this offering and related grants in the form of restricted stock or options and a new employee stock purchase plan. As a result, we expect general and administrative expenses to increase in absolute dollars in future periods. As a percentage of revenue, we expect general and administrative expenses to decrease over the long-term primarily as, and to the extent, our revenue grows.

### ***Interest Income and Other Income, Net***

Interest income and other income, net, primarily consists of interest earned on our cash and cash equivalents and short-term investments.

### ***Interest Expense***

Interest expense consists of interest on our debt and amortization of associated debt discount. In June 2017, we entered into the a senior, secured, delayed draw term facility (the Perceptive Term Loan Agreement) with Perceptive Credit Holdings, LP to borrow up to \$40.0 million (the Perceptive Term Loans) as described in Note 8 to our audited financial statements included elsewhere in this prospectus. We borrowed \$30.0 million of the term loan on the closing date of the Perceptive Term Loan Agreement. In July 2020 we used \$30.0 million of the proceeds from the SVB Term Loan to repay in full all amounts due under the Perceptive Term Loan Agreement and cash on hand to pay \$1.2 million in early prepayment and exit fees. No amounts remain owed under the Perceptive Term Loan Agreement.

### ***Change in Fair Value of Redeemable Convertible Preferred Stock Warrant Liability***

In connection with our prior credit agreements and the Perceptive Term Loan Agreement, we issued warrants to purchase shares of our Series A, Series B and Series C redeemable convertible preferred stock to the respective lenders. We classify these warrants as a liability on our balance sheets that we remeasure to fair value at each reporting date with the corresponding change in fair value being recognized in our statements of operations. Upon the completion of this offering, the redeemable convertible preferred stock warrant liability will be reclassified to additional paid-in capital in stockholders' deficit.

### ***Provision for Income Taxes***

Income tax provision primarily consists of income taxes in certain states in which we conduct business. We have a full valuation allowance for deferred tax assets, including net operating loss carryforwards and tax credits related primarily to research and development.

[Table of Contents](#)**Results of Operations**

The following table sets forth the significant components of our results of operations for the periods presented.

	Years Ended December 31,		Six Months Ended June 30,	
	2018	2019	2019	2020
(in thousands, except percentages)				
<b>Statements of Operations Data:</b>				
Revenue:				
Product revenue	\$ 1,749	\$ 13,750	\$ 5,092	\$ 15,623
Service and other revenue	258	1,328	271	3,309
Total revenue	2,007	15,078	5,363	18,932
Cost of revenue:				
Cost of product revenue	7,806	27,164	12,600	24,853
Cost of service and other revenue	316	5,716	2,491	2,407
Total cost of revenue	8,122	32,880	15,091	27,260
Gross profit	(6,115)	(17,802)	(9,728)	(8,328)
Gross margin	(305)%	(118)%	(181)%	(44)%
Operating expenses:				
Research and development	22,916	23,327	10,990	11,891
Sales and marketing	11,279	20,259	8,367	16,526
General and administrative	6,253	8,919	4,202	8,374
Total operating expenses	40,448	52,505	23,559	36,791
Loss from operations	(46,563)	(70,307)	(33,287)	(45,119)
Interest income and other income, net	1,709	2,485	1,542	527
Interest expense	(4,639)	(4,257)	(2,190)	(2,033)
Change in fair value of redeemable convertible preferred stock warrant liability	(262)	3,800	484	(530)
Loss before income taxes	(49,755)	(68,279)	(33,451)	(47,155)
Provision for income taxes	25	20	—	—
Net loss	<u>\$ (49,780)</u>	<u>\$ (68,299)</u>	<u>\$ (33,451)</u>	<u>\$ (47,155)</u>

[Table of Contents](#)**Comparison of the Six Months Ended June 30, 2019 and 2020**

The following table summarizes our results of operations for the six months ended June 30, 2019 and 2020.

	Six Months Ended June 30,		Change	
	2019	2020	\$	%
	(unaudited)			
	(in thousands, except percentages)			
<b>Revenue:</b>				
Product revenue	\$ 5,092	\$ 15,623	\$ 10,531	207%
Service and other revenue	271	3,309	3,038	*
Total revenue	5,363	18,932	13,569	253%
<b>Cost of revenue:</b>				
Cost of product revenue	12,600	24,853	12,253	97%
Cost of service and other revenue	2,491	2,407	(84)	(3)%
Total cost of revenue	15,091	27,260	12,169	81%
Gross profit	(9,728)	(8,328)	1,400	14%
Gross margin	(181)%	(44)%		
<b>Operating expenses:</b>				
Research and development	10,990	11,891	901	8%
Sales and marketing	8,367	16,526	8,159	98%
General and administrative	4,202	8,374	4,172	99%
Total operating expenses	23,559	36,791	13,232	56%
Loss from operations	(33,287)	(45,119)	(11,832)	36%
Interest income and other income, net	1,542	527	(1,015)	(66)%
Interest expense	(2,190)	(2,033)	157	(7)%
Change in fair value of redeemable convertible preferred stock warrant liability	484	(530)	(1,014)	(210)%
Loss before income taxes	(33,451)	(47,155)	(13,704)	41%
Provision for income taxes	—	—	—	*
Net loss	\$(33,451)	\$(47,155)	\$(13,704)	41%

\* Not meaningful

**Revenue***Product Revenue*

Product revenue increased by \$10.5 million, or 207% for the six months ended June 30, 2020, compared to the six months ended June 30, 2019. The increase was primarily due to \$7.6 million in higher Tablo console revenue driven by new customer adoption and fleet expansion with existing customers, and partially driven by sales of consoles that we believe were attributable to COVID-19 driven demand, as well as \$1.1 million in increased console leasing revenue and \$1.8 million in increased sales of Tablo consumables, including cartridges, given our higher Tablo installed base.

*Service and Other Revenue*

Service and other revenue increased by \$3.0 million for the six months ended June 30, 2020, compared to the six months ended June 30, 2019. The increase was primarily due to services associated with growth in our

## [Table of Contents](#)

Tablo installed base, including leased consoles, and partially driven by COVID-19 demand for services associated with leased consoles.

### **Cost of Revenue**

#### *Cost of Product Revenue*

Cost of product revenue increased by \$12.3 million, or 97% for the six months ended June 30, 2020, compared to the six months ended June 30, 2019. This increase was primarily due to higher console and consumable volume of \$22.5 million, which was offset by a \$10.2 million reduction across product costs.

#### *Cost of Service and Other Revenue*

Cost of service and other revenue decreased by \$0.1 million, or 3% for the six months ended June 30, 2020, compared to the six months ended June 30, 2019. This decrease was primarily due to lower travel costs for field service personnel as a result of better utilization of our remote service tools to diagnose and repair customer consoles remotely.

### **Gross Profit and Gross Margin**

Gross profit increased by \$1.4 million, or 14% for the six months ended June 30, 2020, compared to the six months ended June 30, 2019. The increase in gross margin for the six months ended June 30, 2020, compared to the six months ended June 30, 2019, was primarily attributable to our cost reduction efforts to lower product costs during the year ended December 31, 2019.

### **Research and Development**

Research and development increased by \$0.9 million, or 8% for the six months ended June 30, 2020, compared to the six months ended June 30, 2019. The increase was primarily due to a \$0.6 million increase in compensation and personnel costs as a result of increased headcount, a \$0.4 million increase in materials and supplies and a \$0.2 million increase in outside service fees. The change was partially offset by a \$0.3 million decrease in clinical related and other costs and a \$0.1 million decrease in facilities and other allocated costs.

### **Sales and Marketing**

Sales and marketing increased by \$8.2 million, or 98% for the six months ended June 30, 2020, compared to the six months ended June 30, 2019. The increase was primarily due to a \$7.4 million increase in compensation and personnel costs as a result of increased headcount, which includes a \$2.9 million increase in commission expense as a result of higher orders and revenue, a \$0.5 million increase in facilities and other allocated costs and a \$0.4 million increase in freight and travel expenses related to increased activities in support of driving penetration of Tablo in the acute market. The change was partially offset by a \$0.1 million decrease in outside consultant fees.

### **General and Administrative**

General and administrative increased by \$4.2 million, or 99% for the six months ended June 30, 2020, compared to the six months ended June 30, 2019. The increase was primarily due to a \$1.9 million increase in compensation and personnel costs as a result of increased headcount, a \$1.4 million increase in professional service expenses, and \$0.8 million increase in outside consultant fees.

### **Interest Income and Other Income, Net**

Interest income and other income, net, decreased by \$1.0 million, or 66% for the six months ended June 30, 2020, compared to the six months ended June 30, 2019. This decrease was primarily due to decreased



[Table of Contents](#)

yields, as well as a lower average balance in money market funds and short-term investment securities in the six months ended June 30, 2020.

**Interest Expense**

Interest expense decreased by \$0.2 million, or 7% for the six months ended June 30, 2020, compared to the six months ended June 30, 2019. This decrease was primarily due to lower debt discount amortization expense in the six months ended June 30, 2020.

**Change in Fair Value of Redeemable Convertible Preferred Stock Warrant Liability**

The change in the fair value of the redeemable convertible preferred stock warrant liability decreased by \$1.0 million, or 210% for the six months ended June 30, 2020, compared to the six months ended June 30, 2019. This reflected an increase in the redeemable convertible preferred stock warrant liability resulting from changes to the Black-Scholes option pricing model assumptions used to value the warrant liability.

**Comparison of Years Ended December 31, 2018 and 2019**

The following table summarizes our results of operations for the years ended December 31, 2018 and 2019.

	Years Ended December 31,		Change	
	2018	2019	\$	%
(in thousands, except percentages)				
<b>Revenue:</b>				
Product revenue	\$ 1,749	\$ 13,750	\$ 12,001	686%
Service and other revenue	258	1,328	1,070	415%
Total revenue	2,007	15,078	13,071	651%
<b>Cost of revenue:</b>				
Cost of product revenue	7,806	27,164	19,358	248%
Cost of service and other revenue	316	5,716	5,400	*
Total cost of revenue	8,122	32,880	24,758	305%
Gross profit	(6,115)	(17,802)	(11,687)	191%
Gross margin	(305)%	(118)%		
<b>Operating expenses:</b>				
Research and development	22,916	23,327	411	2%
Sales and marketing	11,279	20,259	8,980	80%
General and administrative	6,253	8,919	2,666	43%
Total operating expenses	40,448	52,505	12,057	30%
Loss from operations	(46,563)	(70,307)	(23,744)	51%
Interest income and other income, net	1,709	2,485	776	45%
Interest expense	(4,639)	(4,257)	382	(8)%
Change in fair value of redeemable convertible preferred stock warrant liability	(262)	3,800	4,062	*
Loss before income taxes	(49,755)	(68,279)	(18,524)	37%
Provision for income taxes	25	20	(5)	(20)%
Net loss	\$(49,780)	\$(68,299)	\$(18,519)	37%

\* Not meaningful

## [Table of Contents](#)

### **Revenue**

#### *Product Revenue*

Product revenue increased by \$12.0 million, or 686% for the year ended December 31, 2019, compared to the year ended December 31, 2018. The increase was primarily due to \$10.0 million in higher Tablo console revenue, which was driven by new customer adoption and fleet expansion with existing customers, as well as \$0.5 million in increased console leasing revenue and \$1.0 million in increased sales of Tablo consumables, including cartridges, given our higher Tablo installed base.

#### *Service and Other Revenue*

Service and other revenue increased by \$1.1 million, or 415% for the year ended December 31, 2019, compared to the year ended December 31, 2018. The increase was primarily due to growth in service contracts as a result of a higher Tablo installed base, as well as services associated with leased consoles.

### **Cost of Revenue**

#### *Cost of Product Revenue*

Cost of product revenue increased by \$19.4 million, or 248% for the year ended December 31, 2019, compared to the year ended December 31, 2018. This increase was primarily due to higher console and consumable volume of \$30.1 million, which was offset by a \$10.6 million reduction in product costs and expense associated with upgrading certain prior generation consoles.

#### *Cost of Service and Other Revenue*

Cost of service and other revenue increased by \$5.4 million for the year ended December 31, 2019, compared to the year ended December 31, 2018. This increase was primarily due to field service-related expenses resulting from the full rollout of Tablo into the commercial market.

### **Gross Profit and Gross Margin**

Gross profit decreased by \$11.7 million, or 191% for the year ended December 31, 2019, compared to the year ended December 31, 2018. Gross margin increased for the year ended December 31, 2019, compared to the year ended December 31, 2018. The decline in gross profit was primarily attributable to selling more Tablo consoles and cartridges for less than cost, partially offset by the lower materials cost as a result of our cost reduction efforts.

### **Research and Development**

Research and development increased by \$0.4 million, or 2% for the year ended December 31, 2019, compared to the year ended December 31, 2018. This increase was primarily due to a \$1.3 million increase in compensation and personnel costs as a result of increased research and development headcount, a \$1.2 million increase in outside service fees to support research and development and a \$0.6 million increase in facilities and other allocated costs. Partially offsetting this increase was a decline of \$2.2 million in material and supplies and a \$0.6 million decrease in clinical-related and other costs resulting from the completion of development of Tablo in late 2018.

### **Sales and Marketing**

Sales and marketing increased by \$9.0 million, or 80% for the year ended December 31, 2019, compared to the year ended December 31, 2018. This increase was primarily due to a \$5.0 million increase in

## [Table of Contents](#)

compensation and personnel costs, including a \$1.4 million increase in commission expense as a result of higher product revenue, a \$1.6 million increase in promotional and travel expenses related to an increase in activities in support of driving penetration in the acute care market, a \$1.2 million increase in facilities and other allocated costs and a \$1.1 million increase in outside service fees related to the clinical adoption of our products.

### ***General and Administrative***

General and administrative increased by \$2.7 million, or 43% for the year ended December 31, 2019, compared to the year ended December 31, 2018. This increase was primarily due to a \$1.9 million increase in compensation and personnel costs as a result of increased headcount, a \$0.7 million increase in outside consultant expenses and professional service expenses.

### ***Interest Income and Other Income, Net***

Interest income and other income, net increased by \$0.8 million, or 45% for the year ended December 31, 2019, compared to for the year ended December 31, 2018. This increase was primarily due to a higher average balance in money market funds and short-term investment securities during the year ended December 31, 2019.

### ***Interest Expense***

Interest expense decreased by \$0.4 million, or 8% for the year ended December 31, 2019, compared to the year ended December 31, 2018, primarily due to lower debt discount amortization expense for the year ended December 31, 2019.

### ***Change in Fair Value of Redeemable Convertible Preferred Stock Warrant Liability***

Change in the fair value of the redeemable convertible preferred stock warrant liability increased by \$4.1 million for the year ended December 31, 2019, compared to the year ended December 31, 2018, reflecting a decrease in the redeemable convertible preferred stock warrant liability resulting from the amendment and restatement of our certificate of incorporation in September 2019.

## **Liquidity and Capital Resources**

### ***Sources of Liquidity***

Since our inception, we have incurred net losses and negative cash flows from operations. To date, we have financed our operations primarily with the proceeds from the issuance of our redeemable convertible preferred stock, and debt financing, and to a lesser extent, product revenues.

During the six months ended June 30, 2019 and 2020, we incurred a net loss of \$33.5 million and \$47.2 million, respectively. As of June 30, 2020, we had an accumulated deficit of \$419.7 million.

As of June 30, 2020, we had cash, cash equivalents and short-term investments of \$144.4 million, which are available to fund operations, and restricted cash of \$4.0 million, for a total cash, cash equivalents, restricted cash and short-term investments balance of \$148.4 million.

We expect to continue to incur significant expenses for the foreseeable future and to incur operating losses in the near term while we make investments to support our anticipated growth. We may raise additional capital through the issuance of additional equity financing, debt financings or other sources. If this financing is not available to us at adequate levels, we may need to reevaluate our operating plans. If we do raise additional capital through public or private equity offerings, the ownership interest of our existing stockholders will be

## [Table of Contents](#)

diluted, and the terms of these securities may include liquidation or other preferences that adversely affect our existing stockholders' rights. If we raise additional capital through debt financing, we may be subject to covenants limiting or restricting our ability to take specific actions, such as incurring additional debt, making capital expenditures or declaring dividends. We believe that our existing cash, cash equivalents and short-term investments, and cash generated from sales of our products, will be sufficient to meet our anticipated needs for at least the next 12 months from the date our most recent unaudited interim condensed financial statements were issued.

### *Historical Cash Flows*

The following table summarizes the cash flows for each of the periods indicated.

	Years Ended December 31,		Six Months Ended June 30,	
	2018	2019	2019	2020
	(in thousands)			
Net cash (used in) provided by:				
Operating activities	\$ (46,442)	\$ (70,292)	\$ (38,488)	\$ (44,059)
Investing activities	(68,776)	74,297	16,792	25,471
Financing activities	134,872	249	309	126,797
Net increase (decrease) in cash, cash equivalents and restricted cash	<u>\$ 19,654</u>	<u>\$ 4,254</u>	<u>\$ (21,387)</u>	<u>\$ 108,209</u>

### *Net Cash Flows from Operating Activities*

Net cash used in operating activities for the six months ended June 30, 2020 was \$44.1 million, attributable to a net loss of \$47.2 million and a net change in our net operating assets and liabilities of \$0.3 million, partially offset by non-cash charges of \$3.4 million. Non-cash charges primarily consisted of \$1.3 million in stock-based compensation, \$0.7 million in depreciation and amortization, \$0.5 million in the change in the fair value of the redeemable convertible preferred stock warrant liability, \$0.4 million in amortization of deferred financing costs and fees and \$0.2 million in provision for inventory. The change in our net operating assets and liabilities was primarily due to a \$3.4 million increase in accounts receivable and a \$2.0 million increase in inventories due to growth in our business, a \$0.7 million decrease in accounts payable due to timing of payments and a \$0.6 million increase in prepaid expenses and other current assets. These changes were partially offset by a \$2.5 million increase in accrued expenses and other current liabilities due to timing of payments, a \$2.2 million increase in deferred revenue mainly due to the growth of our business, a \$1.1 million increase in accrued payroll and related benefits due to higher headcount and a \$0.6 million increase in accrued warranty liability.

Net cash used in operating activities for the six months ended June 30, 2019 was \$38.5 million, attributable to a net loss of \$33.5 million and the net change in our net operating assets and liabilities of \$6.4 million, partially offset by non-cash charges of \$1.4 million. Non-cash charges primarily consisted of \$0.8 million in depreciation and amortization, \$0.5 million in amortization of deferred financing costs and fees, \$0.4 million in stock-based compensation, \$0.3 million in loss on disposal of property and equipment, \$0.3 million in provision for accounts receivable, \$0.2 million in amortization of right-of-use assets and \$0.2 million in provision for inventory, partially offset by \$0.8 million in accretion of discount on investments and \$0.5 million in change in the fair value of the redeemable convertible preferred stock warrant liability. The change in our net operating assets and liabilities was primarily due to a \$3.6 million increase in accounts receivable and a \$3.3 million increase in inventories due to growth in our business, a \$0.8 million decrease in accounts payable due to timing of payments, a \$0.3 million decrease in operating lease liability and a \$0.2 million increase in prepaids and other current assets. These changes were partially offset by a \$0.8 million increase in accrued warranty liability, a \$0.7 million increase in accrued and other current liabilities and a \$0.3 million increase in deferred revenue.

## [Table of Contents](#)

Net cash used in operating activities for the year ended December 31, 2019 was \$70.3 million, attributable to a net loss of \$68.3 million and a net change in our net operating assets and liabilities of \$1.6 million and non-cash gains of \$0.4 million. Non-cash gains primarily consisted of \$3.8 million in change in fair value of the redeemable convertible preferred stock warrant liability and \$1.0 million in amortization of premium on investments, partially offset by \$1.5 million in depreciation and amortization, \$0.9 million in amortization of deferred financing costs and fees, \$0.9 million in stock-based compensation, \$0.5 million in amortization of right-of-use assets, \$0.3 million in loss on disposal of property and equipment and \$0.3 million in provision for inventory. The change in our net operating assets and liabilities was primarily due to a \$5.0 million increase in inventory to support the growth in our business, a \$2.9 million increase in accounts receivable due to higher revenue, a \$0.5 million increase in prepaid expenses and other current assets and a \$0.5 million decrease in operating lease liability. These changes were partially offset by a \$3.1 million increase in accrued payroll and related benefits due to higher headcount, a \$1.8 million increase in accounts payable and accrued and other current liabilities attributable to expansion in our operating activities and timing of payment, a \$1.4 million increase in accrued warranty liability and a \$0.7 million increase in deferred revenue mainly due to the growth of our business.

Net cash used in operating activities for the year ended December 31, 2018 was \$46.4 million, attributable to a net loss of \$49.8 million and a net change in our net operating assets and liabilities of \$0.2 million, partially offset by non-cash charges of \$3.6 million. Non-cash charges primarily consisted of \$1.3 million amortization of deferred financing costs and fees, \$1.1 million in depreciation, \$0.4 million in provision for inventory and \$0.4 million in amortization of right-of-use assets, partially offset by \$0.8 million in amortization of premium on investments. The change in our net operating assets and liabilities was primarily due to a \$3.1 million increase in accounts payable and accrued expenses resulting primarily from expansion in our operating activities and timing of payment, a \$0.6 million increase in accrued payroll and related benefits due to increased headcount and a \$0.2 million decrease other assets. These changes were partially offset by a \$2.2 million increase in inventories, a \$0.6 million increase in accounts receivable due to higher revenue, a \$0.5 million increase in prepaid expenses and other current assets, a \$0.5 million decrease in operating lease liability and a \$0.4 million decrease in accrued warranty liability.

### ***Net Cash Flows from Investing Activities***

Net cash provided by investing activities for the six months ended June 30, 2020 was \$25.5 million and related primarily to the sales and maturities of short-term investments of \$30.5 million, partially offset by the purchases of property and equipment of \$5.0 million.

Net cash provided by investing activities for the six months ended June 30, 2019 was \$16.8 million and related primarily to the sales and maturities of short-term investments of \$83.7 million, offset by the purchases of short-term investments of \$64.6 million and the purchases of property and equipment of \$2.3 million.

Net cash provided by investing activities for the year ended December 31, 2019 was \$74.3 million and related to the sales and maturities of short-term investments of \$169.5 million, offset by the purchases of short-term investments of \$91.9 million and the purchases of property and equipment of \$3.3 million.

Net cash used in investing activities for the year ended December 31, 2018 was \$68.8 million and related to the purchases of short-term investments of \$132.3 million and the purchases of property and equipment of \$1.8 million, partially offset by sales and maturities of short-term investments of \$65.3 million.

### ***Net Cash Flows from Financing Activities***

Net cash provided by financing activities for the six months ended June 30, 2020 was \$126.8 million and related primarily to the net proceeds of \$126.8 million from the issuance of our Series E redeemable convertible preferred stock.

## [Table of Contents](#)

Net cash provided by financing activities for the six months ended June 30, 2019 was \$0.3 million and related to the exercise of stock options and a common stock warrant.

Net cash provided by financing activities for the year ended December 31, 2019 was \$0.2 million and related to proceeds of \$0.3 million from the exercise of stock options and \$0.1 million from a common stock warrant, partially offset by \$0.2 million in paid issuance costs on our Series D redeemable convertible preferred stock issued in November 2018.

Net cash provided by financing activities for the year ended December 31, 2018 was \$134.9 million and related primarily to net proceeds of \$134.6 million from the issuance of our Series D redeemable convertible preferred stock and \$0.3 million from the exercise of stock options.

### **Debt Obligations**

#### *SVB Loan and Security Agreement*

We entered into a senior secured term loan facility with Silicon Valley Bank (SVB) in July 2020 (the SVB Loan and Security Agreement), which provides for a \$30.0 million term loan (the SVB Term Loan). We used the SVB Term Loan proceeds to repay in full all amounts due under the Perceptive Term Loan and cash on hand to pay \$1.2 million in early prepayment and exit fees.

The SVB Term Loan matures on November 1, 2025. Payments under the SVB Term Loan are for interest only through May 2023, and then 30 monthly principal and interest from June 2023 until maturity. The SVB Term Loan bears interest at a rate per annum equal to the greater of (A) one-half of one percent (0.50%) above the Prime Rate as reported in the Wall Street Journal and (B) three and three-quarters of one percent (3.75%). We are obligated to maintain a restricted cash balance greater or equal to the outstanding principal balance of \$30.0 million of the SVB Term Loan.

There is also a final payment equal to 6.75% of the original principal amount of SVB Term Loan, or approximately \$2.0 million, due at maturity (or any earlier date of optional pre-payment or acceleration of principal due to an event of default). We may, at our option, prepay the SVB Term Loan in full, subject to an additional prepayment fee ranging between 1% and 3% of the outstanding principal amount of the SVB Term Loan. The prepayment fee would also be due and payable in the event of an acceleration of the principal amount of the supplemental term loan due to an event of default. The SVB Term Loan is secured by substantially all of our assets, including all of the capital stock held by us, if any (subject to a 65% limitation on pledges of capital stock of foreign subsidiaries), subject to certain exceptions. The SVB Loan and Security Agreement contains customary representations, warranties, affirmative covenants and also contains certain restrictive covenants.

### **Contractual Obligations and Other Commitments**

The following table summarizes our contractual obligations and other commitments as of December 31, 2019:

	Payments Due by Period				Total
	Less than 1 Year	1 to 3 Years	3 to 5 Years	More than 5 Years	
	(in thousands)				
Operating lease obligation <sup>(1)</sup>	\$ 298	\$ 2,413	\$ 2,598	\$ 3,465	\$ 8,774
Debt obligations, including interest <sup>(2)</sup>	10,617	23,923	—	—	34,540
Purchase commitments <sup>(3)</sup>	15,500	—	—	—	15,500
Total contractual obligations	<u>\$26,415</u>	<u>\$26,336</u>	<u>\$2,598</u>	<u>\$ 3,465</u>	<u>\$58,814</u>

- (1) In September 2019, we entered into a lease for office and laboratory space located in San Jose, California. The lease term commences in May 2020.
- (2) Principal payments associated with the Perceptive Term Loan are included in the above table. Interest expense incurred on the term loan is included in the above table based on obligations outstanding and rates effective as of December 31, 2019, including a final one-time payment of \$0.3 million in June 2021. In July 2020, we repaid the Perceptive Term Loan, which amounted to \$30.0 million in outstanding principal and accrued interest and \$1.2 million in early prepayment and exit fees.
- (3) We have obligations under non-cancellable purchase commitments primarily related to our contract manufacturers.

#### *Manufacturing Facility Lease*

In May 2020, we entered into an operating lease agreement for our new manufacturing facility in Tijuana, Mexico that commenced in May 2020 and will expire in August 2026. Payments associated with this operating lease agreement will result in additional total operating lease obligations not included in the above table of \$3.2 million plus operating expenses.

#### *SVB Loan and Security Agreement*

In July 2020, we entered into the SVB Term Loan for \$30.0 million. The SVB Term Loan matures on November 1, 2025. Principal and interest payments associated with the SVB Term Loan, including a final one-time payment of \$2.0 million, are not included in the above table. Based on the obligations outstanding and the interest rate in effect on the date the SVB Term Loan was entered into, the total obligations outstanding, including the final one-time payment fee, amount to \$36.7 million as of July 31, 2020. Of this amount \$0.5 million would be included in the less than 1 Year category above, \$10.3 million in the 1 to 3 Years category above and \$25.9 million in the 3 to 5 Years category above.

#### **Off-Balance Sheet Arrangements**

Since inception, we have not engaged in any off-balance sheet arrangements, as defined in the rules and regulations of the SEC.

#### **Related Parties**

For a description of our related party transactions, see “Certain Relationships and Related Party Transactions.”

#### **Quantitative and Qualitative Disclosures About Market Risk**

##### ***Interest Rate Risk***

Our cash, cash equivalents and short-term investments as of June 30, 2020 consist of \$144.4 million in bank deposits, money market funds and debt securities. Such interest-earning instruments carry a degree of interest rate risk. The goals of our investment policy are liquidity and capital preservation; we do not enter into investments for trading or speculative purposes and have not used any derivative financial instruments to manage our interest rate exposure. We believe that we do not have any material exposure to changes in the fair value of these assets as a result of changes in interest rates due to the short-term nature of our cash, cash equivalents and short-term investments.

As of July 31, 2020, we had \$30.0 million in variable rate debt outstanding. The SVB Term Loan matures on November 1, 2025, with interest-only monthly payments until June 2023. The term loan accrues

## Table of Contents

interest at a rate per annum equal to the greater of (A) one-half of one percent (0.50%) above the Prime Rate as reported in the Wall Street Journal then in effect (which shall not be less than zero) and (B) three and three-quarters of one percent (3.75%). An immediate 100 basis point change in the prime rate would not have a material impact on our debt-related obligations, financial position or results of operations.

### ***Foreign Currency Exchange Risk***

Our expenses are generally denominated in U.S. dollars. However, we have entered into a limited number of supply contracts with vendors with payments denominated in foreign currencies. We are subject to foreign currency transaction gains or losses on our contracts denominated in foreign currencies. To date, foreign currency transaction gains and losses have not been material to our financial statements.

Unfavorable changes in foreign exchange rates versus the U.S. dollar could increase our product costs, thus reducing our gross profit. We have not engaged in the hedging of foreign currency transactions to date, although we may choose to do so in the future. We do not believe that an immediate 10% increase or decrease in the relative value of the U.S. dollar to other currencies would have a material effect on operating results or financial condition.

### **Critical Accounting Policies and Estimates**

Management's discussion and analysis of the financial condition and results of operations is based on the financial statements, which have been prepared in accordance with GAAP. The preparation of these financial statements requires us to make estimates and assumptions that affect the reported amounts of assets and liabilities and the disclosure of contingent assets and liabilities at the date of the financial statements, as well as the reported revenues and expenses incurred during the reporting periods. The estimates are based on historical experience and on various other factors that are reasonable under the circumstances, the results of which form the basis for making judgments about the carrying value of assets and liabilities that are not readily apparent from other sources. Actual results may differ from these estimates under different assumptions or conditions.

While the significant accounting policies are more fully described in the Note 2 to the financial statements included elsewhere in this prospectus, we believe that the following critical accounting policies are most important to understanding and evaluating our reported financial results.

#### ***Revenue Recognition***

We consider each product and each service contract to be a distinct performance obligation. Revenue is recognized when a performance obligation is satisfied, which occurs when control of the promised products or services is transferred to the customer in an amount that reflects the consideration we expect to receive in exchange for those products or services. Revenue from product sales is recognized at a point in time when management has determined that control has transferred to the customer, which is generally when legal title has transferred to the customer. Revenue from support and maintenance contracts is recognized as the output of the service is transferred to the customer over time, typically evenly over the contract term. Revenue is recognized net of allowances for returns and any taxes collected from customers, which are subsequently remitted to governmental authorities.

Our contracts with customers often include promises to transfer multiple products and services to a customer. Determining whether products and services are considered distinct performance obligations that should be accounted for separately versus together may require significant judgment. Judgment is also required to determine the stand-alone selling price (SSP) for each distinct performance obligation. We use an observable price to estimate SSP for items that are sold separately, including customer support agreements. In instances where SSP is not directly observable, such as when we do not sell the product or service separately, we determine the SSP using information that may include market conditions and other observable inputs. When SSPs have not



## [Table of Contents](#)

been established for products, we will utilize the residual method to allocate revenue. We may offer additional goods or services to customers at the inception of customer contracts at prices not at SSP. This is considered a material right and an additional performance obligation of the contract. SSP is assigned based on the estimated value of the material right.

Costs associated with product sales include commissions. We apply the practical expedient to expense the commissions as incurred as the expected amortization period is one year or less. Commissions are recorded as sales and marketing expenses in the statements of operations.

### ***Redeemable Convertible Preferred Stock Warrant Liability***

We have accounted for our freestanding warrants to purchase shares of our redeemable convertible preferred stock as liabilities at fair value upon issuance primarily because the shares underlying the warrants contain contingent redemption features outside of our control. The warrants are subject to re-measurement at each balance sheet date and any change in fair value is recognized in the statements of operations as the change in fair value of redeemable convertible preferred stock warrant liability. Upon the completion of this offering, the liability on the redeemable convertible preferred stock warrants will be reclassified to additional paid-in capital in stockholders' deficit.

We estimated the fair value of these liabilities using the Black-Scholes option pricing model and assumptions that were based on the individual characteristics of the warrants on the valuation date, as well as assumptions for future financings, expected volatility, expected life, yield, and risk-free interest rate.

### ***Stock-Based Compensation***

We account for stock-based compensation arrangements with employees and non-employee directors and consultants using a fair value method which requires the recognition of compensation expense for costs related to all stock-based payments, including stock options. We grant stock options to our employees, officers and executives with service-based, performance-based and market-based vesting conditions or with a service-based vesting condition only.

For stock options with performance and market-based vesting conditions, stock-based compensation is recognized when the satisfaction of the performance vesting condition is considered probable. The options with performance and market-based vesting conditions will vest over the requisite service period if we achieve both (i) a liquidity event, which includes the effectiveness of an IPO and (ii) certain market conditions, provided the optionee is providing services on the date of the event. As the achievement of the performance condition was not considered probable as of June 30, 2020, all compensation expense related to options with performance and market-based vesting conditions remained unrecognized. A change in control event, the initial public offering of our securities, and effective registration statement for the listing and public trading of our common stock are not deemed probable until consummated. If the listing and public trading of our common stock had occurred on June 30, 2020, we would have recognized \$10.3 million of stock-based compensation and would have \$13.8 million of unrecognized compensation cost that represents the grants that have not met the service condition as of June 30, 2020.

For stock options with a service-based vesting condition only, options initially granted to an optionee generally vest at a rate of 25% on the first anniversary of the original vesting date, with the balance vesting monthly over the remaining three years. Any subsequent follow-on options granted to the optionee generally vest monthly over four years. We generally recognize stock-based compensation using an accelerated method. The fair value method requires us to estimate the fair value of stock-based payment awards to employees and non-employees on the date of grant using the Black-Scholes option pricing model. Forfeitures are estimated at the time of grant and revised, if necessary, in subsequent periods if actual forfeitures differ from those estimates. Forfeiture rates were estimated based upon historical experience.

## [Table of Contents](#)

The fair value of each service-based stock option grant was determined using the methods and assumptions discussed below (see “— Common Stock Valuations”). Each of these inputs is subjective and generally requires significant judgment and estimation by management.

- *Expected Term*—The expected term represents the period that our stock-based awards are expected to be outstanding and is determined using the simplified method (based on the mid-point between the vesting date and the end of the contractual term).
- *Expected Volatility*—The expected volatility was estimated based on the average volatility for comparable publicly traded life science companies over a period equal to the expected term of the stock option grants. The comparable companies were chosen based on the similar size, stage in the life cycle, or area of specialty. We will continue to apply this process until a sufficient amount of historical information regarding the volatility of our stock price becomes available.
- *Risk-Free Interest Rate*—The risk-free interest rate is based on the U.S. Treasury zero coupon issues in effect at the time of grant for periods corresponding with the expected term of the option.
- *Dividend Yield*—The expected dividend yield is zero as we have not paid dividends nor do we anticipate paying any dividends on our common stock in the foreseeable future.

For the years ended December 31, 2018 and 2019, we incurred stock-based compensation of \$0.8 million and \$0.9 million, respectively and for the six months ended June 30, 2019 and 2020 we incurred stock-based compensation of \$0.4 million and \$1.3 million, respectively.

At the initial public offering price of \$27.00 per share, the aggregate intrinsic value of options outstanding as of June 30, 2020 was \$108.9 million, of which \$36.7 million related to vested options and \$72.2 million related to unvested options.

### ***Common Stock Valuations***

In valuing our common stock, the fair value of our business, or enterprise value, was determined using either the market approach or a combination of the market and income approaches. The market approach estimates value based on a comparison of the subject company to comparable public companies in a similar line of business and secondary transactions of our capital stock. From the comparable companies, a representative market value multiple is determined and then applied to the subject company’s financial results to estimate the value of the subject company. The market approach also includes consideration of the transaction price of secondary sales of our capital stock by investors. The income approach estimates the fair value of a company based on the present value of the company’s future estimated cash flows and the residual value of the company beyond the forecast period. These future cash flows, including the cash flows beyond the forecast period for the residual value, are discounted to their present values using an appropriate discount rate, to reflect the risks inherent in the company achieving these estimated cash flows.

The resulting equity value is then allocated to each class of stock using an Option Pricing Model (OPM). The OPM treats common stock and redeemable convertible preferred stock as call options on an equity value, with exercise prices based on the liquidation preference of our redeemable convertible preferred stock. The common stock is modeled as a call option with a claim on the equity value at an exercise price equal to the remaining value immediately after our redeemable convertible preferred stock is liquidated. The exclusive reliance on the OPM through December 31, 2019 was appropriate when the range of possible future outcomes was difficult to predict and resulted in a highly speculative forecast.

Beginning in January 2020, we performed the equity allocation using the multiple-scenario OPM, which involves the estimation of the value of our company under multiple future potential outcomes and estimates the

## [Table of Contents](#)

probability of each potential outcome. After the equity value was determined and allocated to the various classes of shares, a discount for lack of marketability (DLOM) was applied to arrive at the fair value of common stock on a non-marketable basis. A DLOM is applied based on the theory that as an owner of a private company stock, the stockholder has limited information and opportunities to sell this stock. A market participant that would purchase this stock would recognize this risk and thereby require a higher rate of return, which would reduce the overall fair market value.

Our assessments of the fair value of common stock for grant dates were based in part on the current available financial and operational information and the common stock value provided in the most recent valuation as compared to the timing of each grant. For financial reporting purposes, we considered the amount of time between the valuation date and the grant date to determine whether to use the latest common stock valuation or a straight-line interpolation between the two valuation dates. This determination included an evaluation of whether the subsequent valuation indicated that any significant change in valuation had occurred between the previous valuation and the grant date.

For valuations after the completion of the listing of our common stock on The Nasdaq Global Select Market, our board of directors will determine the fair value of each share of underlying common stock based on the closing price of our common stock as reported on the date of grant.

### **Emerging Growth Company Status**

We are an emerging growth company, as defined in the JOBS Act. Under the JOBS Act, emerging growth companies can delay adopting new or revised accounting standards issued subsequent to the enactment of the JOBS Act until such time as those standards apply to private companies. We elected to use this extended transition period for complying with new or revised accounting standards that have different effective dates for public and private companies until the earlier of the date that it (i) is no longer an emerging growth company or (ii) affirmatively and irrevocably opts out of the extended transition period provided in the JOBS Act. As a result, our financial statements may not be comparable to companies that comply with the new or revised accounting pronouncements as of public company effective dates.

### **Recent Accounting Pronouncements**

See Note 2 to our audited financial statements and Note 2 to our unaudited interim condensed financial statements included elsewhere in this prospectus for more information.

## BUSINESS

### Business Overview

Outset is a rapidly growing medical technology company pioneering a first-of-its-kind technology to reduce the cost and complexity of dialysis. We believe Tablo represents a significant technological advancement enabling novel, transformational dialysis care in acute and home settings. We designed Tablo from the ground up to be a single enterprise solution that can be utilized across the continuum of care, allowing dialysis to be delivered anytime, anywhere and by anyone.

Our technology is designed to elevate the dialysis experience for patients, and help providers overcome traditional care delivery challenges. Our relentless focus on flexibility, ease of use and user experience translates to meaningfully reduced training times and fixed infrastructure requirements. Requiring only an electrical outlet and tap water to operate, Tablo frees patients and providers from the burdensome infrastructure required to operate traditional dialysis machines. The integration of water purification and on-demand dialysate production enables Tablo to serve as a dialysis clinic on wheels and allows providers to standardize to a single platform from the hospital to the home. Tablo is also intelligent and connected, with automated documentation and the ability to integrate electronic with medical record reporting, along with streamlined remote machine management to maximize device uptime. We have generated meaningful evidence to demonstrate that providers can realize significant operational efficiencies, including reducing the cost of their dialysis programs by up to 80% in the ICU. In addition, Tablo has been shown to deliver robust clinical care. In studies and surveys we have conducted, patients have reported clinical and quality of life benefits on Tablo compared to other dialysis machines. We believe Tablo empowers patients, who have traditionally been passive recipients of care, to regain agency and ownership of their treatment. Tablo is currently cleared by the FDA for use in the hospital, clinic or home setting.

In the United States, dialysis is a large, expensive sector of healthcare that has seen little technology innovation in the last 30 years. We estimate annual spending on dialysis in the United States is approximately \$74 billion of which an estimated \$44 billion is Medicare spending. Kidney failure affects a large and growing number of individuals; we estimate kidney failure will affect approximately 810,000 people in the United States alone in 2020. We expect multiple pre-existing conditions and demographic factors such as diabetes, hypertension, obesity and an aging population to drive the prevalence of kidney failure to one million individuals by 2030. Kidney failure can be temporary and occur spontaneously due to an underlying medical condition, as is the case in AKI, or can worsen gradually over time, as is the case in CKD, which may result in ESRD. Approximately 40% of ESRD patients begin their dialysis journey in a chronic setting, either in a dialysis clinic or at home, and approximately 60% of dialysis patients “crash” into dialysis, meaning they have little to no clinical care in advance.

Kidney failure is commonly managed with hemodialysis, a procedure by which waste products and excess fluid are directly removed from a patient’s blood using an external dialysis machine. ESRD patients require complex management and the cost burden of administering dialysis is significant. Hemodialysis can be performed in multiple care settings, including the hospital, clinic or the patient’s home. Typically, different types of dialysis machines are used in different care settings and for different clinical needs. Tablo is an enterprise dialysis solution that allows providers to standardize to a single technology platform.

We estimate that annual spending on dialysis in the United States is approximately \$74 billion of which an estimated \$44 billion is Medicare spending. In 2017, Medicare spending on dialysis accounted for 7% of the total Medicare budget despite ESRD patients only representing 1% of the Medicare population. Dialysis is performed in the acute care setting, which includes hospitals and sub-acute facilities, an outpatient dialysis clinic or the patient’s home based on the patient’s condition and preference.

To date, we have focused primarily on the acute care setting, which we estimate represents a total addressable market opportunity for Tablo of approximately \$2.2 billion. We are expanding our focus to the home

## [Table of Contents](#)

setting, which we estimate represents a total addressable market opportunity of approximately \$8.9 billion. As a result of an aging population and the growing incidence of diabetes, hypertension, and obesity, based on historical rates of growth, we estimate the ESRD patient population will grow 30% over the next ten years, thereby increasing our opportunity across both settings.

The majority of ESRD patients are treated in outpatient facilities. However, recently, several factors including the COVID-19 pandemic, changing patient preferences, government initiatives, and reimbursement changes are supporting a long-anticipated shift toward home dialysis. We believe the benefits of our Tablo system are well positioned to address the shortcomings in the acute market and to help accelerate this shift to home-based hemodialysis therapy.

Traditional hemodialysis machines are burdensome to use and require connection to an industrial water treatment room to operate. In settings where large water treatment rooms are unavailable, as is often the case in hospitals, traditional machines must be connected to an additional piece of equipment that purifies water for dialysis and feeds it into the hemodialysis machine. Because the design of traditional dialysis machines has changed little in the last 30 years, the set-up and management process is mostly manual, and is burdensome for users to master.

Dialysis machines available in the home also have seen minimal innovation. Most patients using the incumbent home machine are required to spend 16 to 24 hours per week manually making dialysate in advance of their treatments using a separate machine. In addition, patients are required to dialyze more frequently than they do in dialysis clinics due to limitations with the incumbent device. Lastly, set-up and take-down are manual, requiring users to memorize dozens of steps, making training difficult and lengthy.

We designed Tablo from the ground up to be a single enterprise solution that can be utilized across the continuum of care, allowing dialysis to be delivered anytime, anywhere and by anyone. Tablo is comprised of a compact console with integrated water purification, on-demand dialysate production and a simple-to-use touchscreen interface. With Tablo, we are bringing data to dialysis. Tablo is built to live in a connected setting with cloud-based system monitoring, patient analytics and clinical recordkeeping and the ability to activate new capabilities and enhancements through wireless software updates. Tablo's data analytics and connectivity also enable predictive preventative maintenance to maximize machine uptime. Unlike existing hemodialysis machines, which have limited clinical versatility across care settings and are generally burdened by specialized and expensive infrastructure, Tablo is a single enterprise solution that can be seamlessly utilized across different care settings and for multiple clinical needs.

We believe that Tablo's unique individual features combine to provide a significantly differentiated hemodialysis solution, offering the following benefits:

- Simplicity. Tablo's intuitive touchscreen interface makes it easy to learn and easy to use, guiding users through treatment from start to finish using step-by-step instructions with simple words and animation. Embedded sensors simplify the setup and takedown process by providing validation of each step, reducing the chance of user error. During treatment, sensors automatically alert the user of any problems and provide instructions to resolve the issues on the screen. Our proprietary pre-strung cartridge clicks into place and features color-coded, easy-to-follow connections, allowing users to setup the treatment supplies in less than five minutes. Tablo's simplicity can also reduce the training time required to operate the machine by roughly two thirds compared to traditional machines.
- Clinical Flexibility. Tablo can accommodate a wide range of treatment modalities, durations and flow rates, allowing broad clinical applications. In combination with its compact size and ease-of-use, Tablo's clinical flexibility enables providers to standardize to a single platform across all care settings.

## [Table of Contents](#)

- **Operational Versatility.** Tablo is an all-in-one device with integrated water purification and on-demand dialysate production, eliminating the need for the industrial water treatment rooms required to operate traditional dialysis machines. Instead, Tablo only needs an electrical outlet and access to tap water. Tablo's independence from this infrastructure enables bedside dialysis in the acute setting, saving the time and expense of transporting patients elsewhere for dialysis. By eliminating the need for separate infrastructure, Tablo can practically and cost-efficiently provide patients with access to treatment in additional care settings that previously have not been feasible with traditional dialysis machines.
- **Progressive Intelligence.** Tablo's two-way wireless connectivity and data ecosystem connects providers and patients through a cloud-based integrated data platform, which enables real-time treatment monitoring, centralizes and automates treatment documentation and simplifies compliance and record-keeping requirements. Tablo's connectivity also streamlines machine management and maintenance and allows for feature enhancements through remote software updates.

Driving adoption of Tablo in the acute setting has been our primary focus to date. We have invested in growing our economic and clinical evidence, built a veteran sales and clinical support team with significant expertise, along with a comprehensive training and customer experience program. Our experience in the acute market has demonstrated Tablo's clinical flexibility and operational versatility, while also delivering meaningful cost savings to the providers. We plan to continue leveraging our commercial infrastructure to broaden our installed base in the acute care market as well as driving utilization and fleet expansion with our existing customers. We believe that the COVID-19 pandemic has highlighted the limitations of traditional machines and the benefits of Tablo, which has driven an increase in demand.

Tablo is also well suited for home-based dialysis. Tablo was cleared by the FDA for use in patients with acute and/or chronic renal failure in September 2014. Subsequently, on March 31, 2020, Tablo was cleared by the FDA for patient use in the home. Our ability to reduce training time, patient dropout, and supplies and infrastructure required to deliver dialysis in the home can drive efficiency and economic improvements to the home care model. Patients in the trial reported specific quality of life improvements compared to their experience on the incumbent home dialysis machine. To penetrate this market successfully, we are focused on refining our home distribution, logistics and support systems to ensure they are ready for rapid scale. We are also working with providers, patients and payors to increase awareness and adoption of TCUs as a bridge to home based therapy. To demonstrate the cost advantages of Tablo in the home setting, we will also be collecting additional patient clinical experience and outcomes data.

Tablo has a compelling business model consisting of an upfront capital purchase and recurring consumable revenue. We generate revenue primarily from the initial sale of Tablo and recurring sales of per-treatment consumables. The frequent utilization of Tablo generates significant revenue over the life of the console. We generate additional revenue via annual service contracts. Our total revenue grew from \$2.0 million for the year ended December 31, 2018 to \$15.1 million for the year ended December 31, 2019, and from \$5.4 million for the six months ended June 30, 2019 to \$18.9 million for the six months ended June 30, 2020. For the years ended December 31, 2018 and 2019, we incurred net losses of \$49.8 million and \$68.3 million, respectively, and for the six months ended June 30, 2019 and 2020, we incurred net losses of \$33.5 million and \$47.2 million, respectively.

### **What Sets Us Apart**

At Outset, we are reimagining the future of dialysis. Our culture of innovation and design permeates all aspects of our organization and informs our approach to transforming the experience of dialysis. We are focused on changing a historically stagnant space, driving widespread adoption of our new technology, and delivering on

## [Table of Contents](#)

the promise of improved experience for patients while also creating cost-reducing value for healthcare providers. We believe the following strengths sets us apart:

**First-of-its kind enterprise dialysis solution, offering significant advantages over traditional machines.** Tablo is the first and only fully integrated hemodialysis system that can be used to deliver treatment across all care settings from the ICU to home. Tablo provides real time water purification and dialysate production, eliminating the need for industrial water treatment room rooms. Tablo simplifies training and operation using advanced software, sensor technology and a consumer-friendly touchscreen design, enabling ease of use. Tablo is clinically versatile, allowing clinicians to prescribe treatments for everything from high acuity ICU patients to routine at home care. Tablo is compact and mobile, enabling use in confined environments such as ICUs and living rooms.

**Tablo's unique features offers a compelling value proposition across both acute and home care settings.**

*We believe Tablo offers the following advantages in the acute care setting:*

- Increases hospital operating margins by lowering the overall cost of dialysis-related supplies, infrastructure and labor by up to 80% in the ICU.
  - Reduces the average supplies cost associated with ICU dialysis treatments from approximately \$300 per treatment to below \$100.
  - Reduces reliance on specialized dialysis staff.
  - Increases productivity by shortening turnaround times and multi-system remote monitoring.
  - Enables hospitals to take dialysis back in-house, which including supplies cost reduction, reduces the total cost per treatment by \$300 to \$500.
- Reduces operational complexity by eliminating the need for multiple dialysis machines and streamlining documentation and compliance.
  - Standardizing reduces need to maintain clinical staff competency on multiple machines.
  - Eliminates need for specialized infrastructure, easing operational workflow and enhancing productivity and staffing flexibility.
  - Automated treatment documentation and fleet management and maintenance.

*We believe Tablo offers the following advantages in the home setting:*

- Improves provider home dialysis economics.
  - Offers flexible treatment frequency that can be aligned with payor reimbursement policies as medically appropriate.
  - Reduces home program staffing costs by reducing total training time and providing a novel learning curriculum that is largely patient-managed.
  - Enables providers to cost efficiently build TCUs in previously inaccessible locations since specialized infrastructure, such as a water treatment facility, is no longer needed.

## [Table of Contents](#)

- Improves the accessibility and sustainability of home dialysis for patients.
- Increases patient adoption through a shorter, less burdensome training process.
- Enables longer retention and higher treatment compliance by giving patients the option of flexible treatment frequency and less burdensome set up and management.
- Reduces patients' symptoms during treatment and offers quality of life improvements.

**Our early investment in software, data science and machine learning.** We have constructed a powerful two-way wireless data ecosystem around Tablo that delivers significant value to our healthcare customers while enabling us to efficiently scale the company itself. We have highly experienced software, data science and machine learning engineers who deliver cutting-edge solutions.

### *Tablo Data Ecosystem value to our providers:*

- Reduces cost and increases compliance by centralizing and automating documentation and all cloud based medical record-reporting from treatment flowsheets to machine management.
- Increases uptime through machine-learning algorithms that feed continuous software improvements and predictive analytics.
- Reduces administrative time and cost through emergency medical record (EMR) integration.

### *Tablo Data Ecosystem value to Outset:*

- Reinforces customer loyalty through access to a functionally rich data ecosystem.
- Improves speed and cost efficiency of design and manufacturing.
- Increases efficiency through remote real-time monitoring, diagnostics, and predictive analytics lowering servicing costs.
- Accelerates delivery of new features and improvements to customers through continuous in-field data analytics.

**Dialysis is a large recession-proof market, supporting our recurring therapy revenue model.** Dialysis is a highly predictable life-sustaining therapy with established reimbursement. Dialysis patients must receive dialysis at least three times per week, 52 weeks per year. We have high visibility into utilization and maintenance of each Tablo unit. Additionally, customers purchase an annual service agreement, which also provides an associated recurring revenue stream.

**Our sales organization advantages us in executing our strategy.** Our commercial leadership team has experience scaling high growth medical technology companies. We believe the profile and strong track record of our capital and clinical sales teams set us apart from other dialysis equipment manufacturers, with specific skills and competencies to drive Tablo adoption top-down through C-suite buy-in and bottom-up through clinical staff support, respectively.

**An invention mindset that permeates our design and execution.** Within Outset, we take a crowd-sourcing approach to problem-solving in order to leverage our diversity of thinking and collective creativity. This invention mindset informs one of our core competencies—hardware and software design. We believe in the power of a single hardware platform with software used to fuel continuous upgrades and improvements. We



## [Table of Contents](#)

believe in the power of an integrated data lake that allows us to translate clinical and machine learning data points into insights and efficiencies. We believe in “surprise and delight” design that elevates a medical therapy into a consumer experience. Our research and development team’s differentiated power is rooted in empathy and urgency, which we will continue to harness for rapid, meaningful device improvements that over-deliver on our brand promise.

### **Growth Strategies**

We intend to continue building a high growth business that is sustainable, predictable and profitable over time. In order to achieve this goal, we plan to employ the following strategies:

**Further penetrate the acute care market through new customer acquisition and current customer fleet expansion.** There are two important elements to our acute care commercial strategy:

- 1) ***Broaden our installed base.*** We plan to continue targeting IDNs and health systems, the VA and sub-acute LTACH and SNF providers. Our sales team drives adoption network wide, which we believe accelerates sales cycle times and expansion speed. We plan to continue rapidly growing our regional accounts team as well as the size of our national capital sales team.
- 2) ***Drive utilization with existing customers.*** We believe increased device utilization leads to Tablo fleet expansion with existing customers. We deploy two approaches to increasing device utilization: a) ensuring an exceptional user experience delivered through our commercial team, and b) steadily releasing product enhancements that amplify Tablo’s operational simplicity and clinical versatility.

**Expand within the home dialysis market with a two-pronged approach to long-term scalable growth.** We are partnering with health systems and innovative dialysis clinic providers who are motivated to grow their home hemodialysis population, and who share our vision for offering patients a materially easier and more convenient path home. We believe our early growth will be driven by patients already receiving home hemodialysis who will switch to Tablo and by patients who have desired a home solution but were previously deterred by the complicated process. We will also invest in market development over the longer term to expand the home hemodialysis market itself. These strategies will include ongoing economic and patient experience evidence development, governmental policy activities, and, over time, direct to patient communication.

**Leverage the emergence of transitional care units to expand the market for home and the demand for Tablo.** Located within existing healthcare facilities, such as hospitals or clinics, or built as stand-alone centers, TCUs are specifically designed to transition patients to home dialysis. Tablo is uniquely suited for use in small-footprint TCUs because it does not require industrial water treatment rooms to operate. Tablo’s flexibility enables patients to transition home on the same device as used in the TCU.

In a TCU program, patients learn Tablo by setting up and managing their own treatments with staff available to assist as needed. Once home, patients can return back to the TCU periodically for “respite” dialysis on Tablo. By offering this service, the TCU functions as a bi-directional bridge aimed at increasing home dialysis adoption and retention. Providers have reported a 50% home adoption rate among patients in a TCU setting compared to a 15% home adoption rate in traditional dialysis clinic environment. We believe the use of TCUs will grow amongst health systems that want to manage ESRD patients from the inpatient setting all the way to home, and amongst dialysis clinic providers looking to expand their home dialysis population. We believe the use of TCUs will grow, serving both to increase Tablo’s market share and enlarge the size of the home dialysis market itself.

**Maintain and widen our technology lead over competitors.** We intend to capitalize on two of our key strengths—an invention mindset, and rapid product development cycles—in order to continuously deliver new

## [Table of Contents](#)

product enhancements to patients, providers and clinicians. Our product enhancements will focus on (1) simplicity and ease of use; (2) operational cost reduction; and (3) clinical versatility. We will continue to leverage our unique ability to create many of our device improvements through software, instead of hardware, and push wireless upgrades to minimize costs and maximize customer uptime.

**Drive to expand gross margins.** We are executing a well-defined, three-pronged strategy to deliver improved profitability. First, we are in the late stages of finalizing our console manufacturing operations in Tijuana, Mexico, which we expect to lower console cost as a result of labor, overhead and supply chain efficiencies. Second, with a second-source treatment contract manufacturer onboard, also in Tijuana, Mexico, we expect to gain higher efficiency and lower materials cost. Third, we will utilize our cloud-based data system, as well as enhanced product performance, to drive down the cost of service.

### **Our Market Opportunity**

We estimate that annual spending on dialysis in the United States is approximately \$74 billion of which an estimated \$44 billion is Medicare spending. This represents 7% of the total Medicare budget despite ESRD patients only representing 1% of the Medicare population. Dialysis is performed in the acute care setting, outpatient dialysis clinics and the patient's home based on the patient's condition and preference. We estimate the total annual addressable market opportunity in the United States for Tablo is approximately \$2.2 billion in the acute care setting and approximately \$8.9 billion in the home setting. As a result of an aging population and the growing incidence of diabetes, hypertension and obesity, based on historical rates of growth, we estimate the ESRD patient population will grow 30% over the next ten years in the United States, thereby increasing our opportunity in both markets.

#### *Acute Care*

The acute care market includes short-term acute care hospitals, sub-acute LTACHs and SNFs. As of 2019, there were approximately 4,500 acute care hospitals and approximately 17,000 LTACHs and SNFs facilities in the U.S., of which we believe 2,300 hospitals and 1,600 LTACHs and SNFs facilities represent our acute care addressable market. We expect acute care hospitals to support higher treatment volumes per facility than LTACHs and SNFs and thus represent a greater proportion of the total market opportunity. The cost of managing a dialysis program is high, typically requiring complex equipment, separate infrastructure and specialized staff. We believe the majority of hospitals currently outsource the management of their dialysis programs to a third party, which is costly and may limit their ability to control the quality of patient care. For hospitals that manage their own dialysis program, we believe that aggressive cost containment measures are motivating administrators to assess technology alternatives in order to lower the overall cost of care. We estimate the acute care market to grow at an annual rate of approximately 7% over the next five years.

#### *Home Care*

In 2017, there were approximately 520,000 patients in the US who are receiving some sort of dialysis in the clinic or home setting. The majority of these patients are treated in dialysis clinics, although a large and growing number of treatments are transitioning to the patient's home. In 2017, approximately 12% of patients (62,000 individuals), receive dialysis treatment at home through peritoneal dialysis or home hemodialysis. From 2007-2017, the home hemodialysis patient population grew 162%, resulting in approximately 9,500 patients on home hemodialysis therapy, and we estimate that there are approximately 13,500 patients on home hemodialysis therapy today. We believe that the dynamics in the non-acute care market will continue to shift towards more home-based treatments as a result of several factors including: the recent Executive Order on Advancing American Kidney Health, the expansion of Medicare Advantage to patients with kidney disease and increasing commercial payor focus on reducing the total cost of ESRD care. We believe the recent COVID-19 global pandemic will accelerate the need and adoption of technologies that enable care closer to and within the patient's home, such as home-based dialysis therapies and telemedicine.

## Overview of Kidney Function and Disease

A healthy human kidney removes waste and excess water from the blood on a continuous basis. Without a properly functioning kidney, byproducts and fluids build up in the body, which leads to progressive toxicity, electrolyte imbalance and fluid overload. There are two primary types of kidney disease: CKD and AKI. CKD is the gradual loss of kidney function over many years. CKD is typically irreversible and eventually leads to ESRD, which is the final stage of CKD. AKI is generally shorter in onset and can be reversible or lead to ESRD.

### *End Stage Renal Disease (ESRD)*

ESRD is most often the result of chronic diseases, such as diabetes or high blood pressure, and is diagnosed when a patient's kidneys no longer have sufficient function to avoid critical buildup of toxins and fluid in the body. If left untreated, ESRD will result in death. The prevalence of ESRD in the United States has increased significantly over the last 40 years, driven in part by the growing rates of diabetes, hypertension, obesity and the overall aging of the population. We estimate that the number of patients with ESRD in the United States in 2020 will be approximately 810,000, of which, approximately 560,000 will have been treated with dialysis and the remainder of whom will have received a transplant by the end of 2020. The total ESRD figure is approximately 40% higher than the number reported ten years prior.

### *Acute Kidney Injury (AKI)*

AKI is the temporary loss of kidney function. AKI frequently occurs as a result of other medical conditions or treatment, including loss of other organ functions, severe infection, drug toxicity or post-surgical trauma. Patients experiencing AKI may require some form of dialysis in order to survive. Based on data from CMS, the rate of beneficiaries experiencing a hospitalization complicated by AKI doubled from 2006-2016, with an approximately one third probability of these patients being newly diagnosed with CKD within the following 12 months. We estimate that there are over 300,000 cases of acute kidney failure in the United States each year.

## Kidney Disease Treatment Alternatives and Care Settings

Treatment of kidney disease typically depends on the type and stage of the disease. Approximately 20-25% of patients admitted to the ICU with a diagnosis of AKI will require dialysis treatment until their kidneys recover. If they fail to recover, AKI patients may need to remain on dialysis or receive a kidney transplant. For CKD, early stages of kidney disease can be managed with education, lifestyle changes and drug-based therapies. As kidney function continues to deteriorate and progress towards ESRD, the patient must either obtain a kidney transplant or receive dialysis for the rest of their life. Although transplantation is usually the most desirable option, a shortage of available organs and patient risk factors limit the use of this option. In 2017, only 21,000 transplant procedures were performed in the United States compared to a total ESRD patient population of over 520,000. As a result, the vast majority of patients rely on dialysis to survive. While early CKD education and management can slow the progression of disease and help with a patient's transition to dialysis, the Centers for Disease Control estimates that 90% of patients with CKD do not know they have kidney disease. Additionally, the United States Renal Data Systems 2019 Annual Report indicates 33.4% of new ESRD patients receive little or no pre-ESRD care at the time of dialysis initiation and "crash" into dialysis, initiating dialysis in an unplanned fashion.

Hemodialysis, the most common form of dialysis treatment, is a process by which waste products and excess fluid are directly removed from a patient's blood using an external dialysis machine. Blood from the patient is routed to a dialyzer, also known as an artificial kidney, through plastic tubes where toxins are removed by diffusion across the dialyzer's semipermeable membrane into a dialysate solution usually comprised of purified water and electrolytes. Excess fluid within the blood is removed in the dialyzer by the movement of water from higher pressure (blood) to lower pressure (dialysate). Cleansed blood from the dialyzer is then returned to the patient. A physician's dialysis prescription can vary significantly depending on the patient's level

## [Table of Contents](#)

of acuity and the care setting. Key elements of a prescription include treatment duration, treatment frequency, blood flow rate, dialysate flow rate, ultrafiltration rate and dialysate electrolyte composition. After treatment, the patient is disconnected from the machine, which is disinfected before the next use.

Dialysis treatments are performed in the acute care setting, outpatient dialysis clinics and the patient's home. The most common treatment option for ESRD patients, representing approximately 88% of ESRD dialysis patients in the United States, is treatment in a dialysis clinic. Most dialysis clinics are outpatient, freestanding facilities designed to treat on average 18 patients at a time. There are approximately 7,500 clinics in the United States that typically are open six days per week, treating patients on two to three shifts per day. In-clinic treatment typically lasts three to four hours and are usually performed three times per week. Outset's commercial efforts are focused on the acute and home care settings where we believe Tablo is most needed and offers the most compelling value proposition based on product-market fit, price tolerance and competitive differentiation.

**Acute Care.** The acute care market includes the treatment of AKI and ESRD patients in the hospital setting, or in sub-acute care settings such as LTACHs or SNFs. As of 2019, there were approximately 4,500 acute care hospitals and approximately 17,000 LTACHs and SNFs facilities in the U.S., of which we believe 2,300 hospitals and 1,600 LTACHs and SNFs facilities represent our acute care addressable market. We expect acute care hospitals to support higher treatment volumes per facility than LTACHs and SNFs and thus represent a greater proportion of the total market opportunity. There are generally three subtypes of hemodialysis treatments that are used in the acute care settings. The decision of which treatment option to use is usually driven by the patient's level of acuity. However, the decision can also be influenced by the availability of the treatment modality and whatever the nurses are trained to use the specific type of dialysis machine.

The three subtypes of hemodialysis that are used in the hospital are Intermittent Hemodialysis (IHD), Slow Low Efficiency Dialysis (SLED) and CRRT. IHD is typically used at the bedside or an inpatient dialysis unit outside of the ICU, while SLED and CRRT are exclusively used in the ICU.

- **IHD.** Typically used for hemodynamically stable patients and is clinically similar to the dialysis used in the clinic setting. IHD is typically delivered thrice weekly in treatment sessions of three to four hours each using higher flow and ultrafiltration rates compared to SLED and CRRT.
- **SLED.** Similar to IHD, but treatment sessions are generally six to 12 hours long and use more moderate flow and ultrafiltration rates compared to IHD. SLED is used for patients who may not be able to tolerate higher flow or ultrafiltration rates and is a substitute for CRRT in many cases.
- **CRRT.** Intended to be performed continuously over a 24-hour period at lower flow and ultrafiltration rates compared to IHD and SLED. CRRT is designed for hemodynamically unstable patients who require significant fluid removal.

**Home.** In 2017, approximately 12% of ESRD dialysis patients in the United States were dialyzing at home, with home hemodialysis patients representing 2% and peritoneal dialysis patients representing 10%. The decision on whether the patient stays in clinic or moves to home-based dialysis is made by the provider and patient based on several factors, including the patient's condition and level of independence. Clinics are mandated by CMS to inform patients of all available treatment alternatives, although surveys show that many patients are unaware of their care setting options. In recent years, there has been a growing trend of delivering dialysis closer to the patient as health systems, dialysis clinic providers and payors are recognizing the opportunity to improve the patient outcomes and lower the total cost of care through home dialysis. In an effort toward moving more patients to home dialysis, some health systems and dialysis providers have established TCUs. TCUs are orientated around educating ESRD patients as they transition into ongoing dialysis care with an emphasis on increasing the percentage of patients who select a home dialysis modality. In addition, there are currently approximately 2,200 clinics with specific home dialysis programs. We expect both TCUs and clinic-based home dialysis programs to grow. Regardless of whether ESRD patients are treated at home or remain in a

clinic, they remain under the care of a dialysis provider that purchases their dialysis equipment and treatment supplies. Home dialysis patients receive ongoing clinical support from their nephrologist and the clinic's care team in their home base clinic.

Patients have two modality choices for home therapy—hemodialysis or peritoneal dialysis. The decision between home hemodialysis and peritoneal dialysis is based on several factors, including patient eligibility, the patient's level of independence and the clinic's training capacity.

- ***Home Hemodialysis.*** A treatment using a hemodialysis machine that stays in the patient's home. Due to the inherent complexity associated with traditional home hemodialysis machines, patients must first undergo several weeks of intensive training from a nurse in their dialysis clinic before beginning to perform treatments in their home. The incumbent home hemodialysis machine requires more frequent dialysis, sometimes up to six times per week, and significant setup and prep time before each treatment. Patients are responsible for manually logging and submitting detailed information about each treatment to their dialysis care team to enable the provider to submit for reimbursement. This manual administrative work adds to patient fatigue and compliance issues.
- ***Peritoneal Dialysis.*** A self-administered, at-home treatment option that involves infusing sterile dialysate fluid through a surgically implanted catheter into the patient's abdomen, or peritoneal cavity manually or via a peritoneal dialysis device, known as a cycler. The body's natural internal lining acts as a semipermeable membrane which can eliminate toxins and remove fluid from the blood. After four to six hours, the dialysate fluid is drained from the patient's body through the catheter, disposed of and replaced with fresh dialysate. These exchanges are performed four to five times per day. Peritoneal dialysis is clinically limited due to patients with certain pre-existing conditions such as congestive heart failure and obesity. Additionally, peritoneal dialysis is regarded as a "temporary" modality since approximately 80% of patients are on the therapy for less than three years.

### **Limitations and Challenges of Current Hemodialysis Machines**

Hemodialysis is the most common form of dialysis for both AKI and ESRD patients and is used across all care settings. Nevertheless, we believe that limitations of traditional hemodialysis machines create significant operational complexities and challenges to administering dialysis, which ultimately contribute to a higher cost of care. These limitations include:

- **Operational challenges.** Traditional hemodialysis machines are technically complex and require extensive training for both specialized staff and patients. Additionally, traditional machines require incremental equipment and separate water treatment rooms, which is not always practical depending on the care setting. These machines lack intuitive software, integrated data analytics and two-way wireless connectivity resulting in manual treatment set-up, documentation, reporting and machine management.
- **Clinical challenges.** Traditional hemodialysis machines are typically used to deliver a single modality of treatment, requiring multiple machines for different types of treatment types across different care settings, therefore reducing clinical versatility.
- **Financial challenges.** Traditional hemodialysis machines are expensive to operate with high fixed investment in infrastructure, significant recurring supply costs and expensive dialysis-specific labor. In the acute care setting, this very often results in specialized in-house teams or outsourcing to a third party dialysis provider.

Additionally, we believe there are specific challenges in each individual care setting.

**Challenges in the Hospital.** In general, the cost of delivering dialysis in the hospital is not reimbursed as a standalone service, so the expense of providing dialysis care, whether managed in-house or outsourced to a third party, has a significant impact on hospital operating margins. In 2018, dialysis was performed across roughly 600 diagnosis-related groups, of which 60% of the inpatient stays with dialysis had negative operating margins, including 30% of inpatient stays that lost more than \$10,000 per visit.

Given the complexity of managing dialysis programs with traditional equipment, many hospital administrators choose to outsource their dialysis program, which can be costly and may limit their ability to control patient care quality. The key challenges of delivering dialysis in the hospital include:

- Limited clinical versatility of traditional machines. Hospitals require multiple machines for different treatment modalities to care for patients with varying degrees of acuity. Specifically, patients in the ICU require treatment with machines that deliver lower flow rates for longer durations, while stable patients are typically treated outside of the ICU on devices that deliver higher flow rates for shorter durations. Traditional dialysis machines are typically used to deliver a single modality, requiring different machines for different types of treatment types across care settings. This adds cost, complexity and inefficiency.
- Specialized, dialysis-specific labor. Traditional dialysis machines are complicated to learn and use, and therefore require specially trained clinical staff who are in short supply or may not always be readily available for patient care. Training a dialysis nurse on a traditional dialysis machine typically takes weeks, limiting hospitals' ability to flex their resources on demand and potentially limiting patient access to prompt care.
- Specialized infrastructure, equipment, and expensive supplies. Traditional dialysis machines require industrial water treatment rooms or separate mobile water filtration systems to generate the purified water necessary for dialysate production, which adds significant cost and space requirements to a hospital-based dialysis program. For machines that rely on sterile-packed dialysate bags in lieu of a separate water treatment and dialysate production area, the cost of purchasing and storing these supplies can be high.

*Example of a water treatment room required to operate traditional dialysis machines.*



**Challenges in the Home.** The limited adoption of home hemodialysis is largely a result of suboptimal existing technologies that make it operationally complex and expensive to manage, and consequently an undesirable treatment alternative for providers and patients. We believe the key challenges are:

### *Challenges for Providers*

- **Time required to train new patients.** The most commonly used home hemodialysis machine requires approximately 100 hours of nurse-led training, which translates into several weeks of commitment, unreimbursed expense and can result in a backlog of patients waiting to be trained due to capacity constraints. This time commitment required of patients and their care partners limits the adoption of home hemodialysis.
- **Low retention of patients.** The incumbent home hemodialysis machine requires patients to dialyze frequently, sometimes up to six times per week. This involves cumbersome setup procedures requiring up to eight hours of prep work several times per week, to prepare batches of dialysate ahead of treatment. This is impractical and ultimately contributes to patient burnout. The patient drop out rate for home hemodialysis on the incumbent machine is up to 45% within the first year.
- **Manual process of reporting.** The incumbent machine requires patients to manually log their treatment regimen for reporting. Additionally, any machine errors impacting a patient's treatment go unnoticed unless reported by the patient. This lack of visibility impacts compliance and reduces quality of care. Since clinics require proof of treatment in order to receive reimbursement, the lag created by manual reporting delays reimbursement timing to the provider.

### *Challenges for Patients*

- **Complicated and time-consuming to learn.** The incumbent home dialysis machine is technically complex and unintuitive to operate requiring patients to memorize setup procedures and refer to a paper manual for alarm resolution. As noted above, achieving competency requires approximately 100 hours of nurse-led training, which translates into weeks of commitment creating a significant hurdle to adoption.
- **Cumbersome setup and burdensome treatment frequency.** The incumbent home dialysis machine is limited in its ability to sufficiently remove toxins, which as a result typically requires up to six treatments per week. The requirement of increased treatment frequency intensifies the burden placed on the patient, their care partner and clinical staff. In addition, the need for clean treated water requires significant time to batch and prepare dialysate before treatments. While not required prior to every treatment, this process can range from 16 to 24 hours per week and contributes to lower patient retention on the incumbent machine.
- **Manual documentation and reporting.** Patients are responsible for reporting the details of each treatment, including vital signs, treatment time and ultrafiltration volumes, to their provider manually given the incumbent machine does not offer integrated wireless connectivity capabilities, or through the purchase of additional hardware, which is not reimbursed. This lack of connectivity limits the ability to remotely assess and troubleshoot any issues with the device, which often results in the machine being sent back to the manufacturer and replaced with a new machine, potentially delaying patient treatment.

## **Our Solution**

We have purposefully designed a dialysis solution to address the limitations and challenges faced by using traditional dialysis systems. In doing so, we sought to completely reinvent the traditional concept of dialysis delivery. We believe Tablo represents meaningful technological advancements in dialysis care, a market which has lacked significant innovation for decades.

*Tablo vs. Traditional Hemodialysis Machine.*



***The Tablo Hemodialysis System (Tablo)***

Tablo is an FDA-cleared single enterprise solution for hemodialysis, comprised of a compact console with integrated water purification, on-demand dialysate production and advanced software and connectivity capabilities. We designed Tablo from the ground up to be a single enterprise solution that can be utilized across the continuum of care, allowing dialysis to be delivered anytime, anywhere and by anyone. Unlike traditional hemodialysis machines, Tablo offers a single, enterprise solution that can be used seamlessly across multiple care settings and a wide range of clinical applications, all with the benefit of remote system management, monitoring and maintenance through two-way wireless data transmission capabilities.

The Tablo System is comprised of the following components:

- Tablo Console. A compact, mobile and versatile machine consisting of an integrated water purification, on-demand dialysate production system and simple-to-use touchscreen interface. Using advanced sensors, the console automates much of treatment setup and management and can automatically self-diagnose for potential machine issues.
- Tablo Cartridge. A proprietary, disposable single use pre-strung cartridge that easily clicks into place, minimizing steps, touch points and connections for streamlined set up times to as little as 20 minutes. The Tablo cartridge was designed to simplify and streamline treatment setup to minimize the potential for user error.
- Tablo Connectivity and Data Ecosystem. With Tablo, we are bringing data to dialysis. Tablo is built to live in a connected setting with cloud-based system monitoring, patient analytics and clinical recordkeeping.



## [Table of Contents](#)

*Traditional Hemodialysis Machine with Water Filtration Equipment vs Tablo Console.*

*Traditional Hemodialysis Machine with Water Filtration Equipment*



*Tablo Console*



### ***Benefits of Tablo***

We believe that Tablo's unique features combine to provide a meaningfully differentiated hemodialysis solution, offering the following benefits:

- **Simplicity.** Tablo's intuitive touchscreen interface makes it easy to learn and easy to use, guiding users through treatment from start to finish using step-by-step instructions with simple words and animation. Embedded sensors simplify the setup and takedown process by providing validation of each step, reducing the chance of user error. During treatment, sensors automatically alert the user of any problems and provide instructions to resolving the issues on the screen. Our proprietary pre-strung cartridge clicks into place and features color-coded, easy-to-follow connections, allowing users to setup the treatment supplies in less than five minutes. Tablo's simplicity can also reduce the training time necessary to operate the machine by roughly two thirds compared to training for traditional machines.

## Table of Contents

- **Clinical Flexibility.** Tablo can accommodate a wide range of treatment modalities, durations and flow rates, allowing for broad clinical applications. In combination with its compact size and ease-of-use, Tablo's clinical flexibility enables providers to standardize to a single solution across all care settings.
- **Operational Versatility.** Tablo is an all-in-one device with integrated water purification and on-demand dialysate production, eliminating the need for industrial water treatment rooms required to operate traditional hemodialysis machines. Instead, Tablo only needs an electrical outlet and access to tap water. Tablo's independence from this infrastructure enables bedside dialysis in the acute setting, saving the time and expense of transporting patients elsewhere for dialysis. By eliminating the need for separate infrastructure, Tablo can practically and cost-efficiently provide patients with access to treatment in additional care settings that previously has not been feasible with traditional dialysis machines.
- **Progressive Intelligence.** Tablo's two-way wireless connectivity and data ecosystem connects providers and patients through a cloud-based integrated data platform which enables real-time treatment monitoring, centralizes and automates treatment documentation, thereby simplifying compliance and record-keeping requirements. It streamlines machine management while allowing for feature enhancements through remote software upgrades.

Tablo's clinically differentiated features were specifically designed to address the economic and operational challenges faced by stakeholders across all care settings. In addition, patients have reported clinical and quality of life benefits on Tablo compared to other dialysis machines.

*Tablo integrates seamlessly in both the ICU setting and home environment.*

*Tablo in the hospital*



*Tablo in the home*



## [Table of Contents](#)

In the acute care market, Tablo simplifies dialysis management and improves operating margins for health providers by lowering the overall cost of dialysis-related supplies, infrastructure and labor. Tablo has shown the ability to reduce ongoing supply costs of up to 80% in the ICU as well as delivering on the following operational improvements:

- Standardizing to a single, easy-to-learn machine that can deliver multiple dialysis modalities and reduce the cost, complexity and training burden of managing multiple different machines.
- Allowing dialysis to be delivered anywhere across the hospital without the need for additional specialized equipment, infrastructure or specialized dialysis staff.
- Enabling less expensive labor models, for example the insourcing of dialysis service using existing hospital nursing staff and eliminating expensive, fixed dialysis outsourcing contracts.
- Eliminating the need for pre-filled bagged dialysate, thereby lowering supplies cost in the ICU.
- Automating data documentation and machine management to increase regulatory compliance.

In the home market, we believe Tablo offers the following benefits for clinics and their patients:

### *Improved provider home dialysis economics*

- Offering flexible treatment frequency that can be aligned with payor reimbursement policies as medically appropriate, overcoming a key limitation to home adoption.
- Reducing the time and nursing resources needed to train new patients and improving remote management and monitoring of home patients, resulting in higher productivity.
- Enabling providers to cost efficiently build TCUs in previously inaccessible locations since specialized infrastructure, such as a water treatment facility, is no longer needed.
- Helping increase patient compliance and reducing patient burnout.
- Enabling remote machine maintenance, troubleshooting and software updating.
- Providing differentiated marketing for the clinic to drive increased patient volumes.

*Improved accessibility and sustainability of home dialysis for patients*

- Giving patients back their time by:
  - Reducing training time through ease-of-use and intuitive design, requiring significantly less time than traditional home hemodialysis machines.
  - Reducing preparation and set up time by eliminating the need to batch and prepare dialysate, which typically takes 16 to 24 hours per week.
  - Reducing the required number of weekly treatments from up to six to as few as three.
- Connecting the patient to his or her clinic care team through automated flow of treatment documentation.
- Improved treatment experience with fewer headaches, increased energy, less cramping, and a quieter more relaxed experience contributing to improved quality of life.

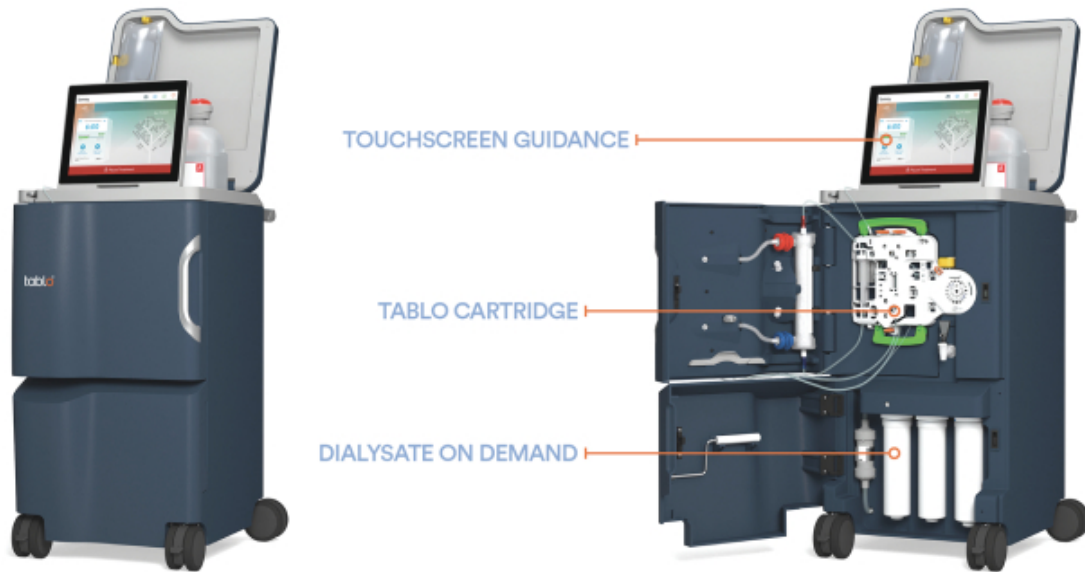
**Our Product**

***Tablo***

Tablo is a mobile integrated hemodialysis solution for acute and home hemodialysis therapy. We designed Tablo from the inside out to offer a superior experience for patients and providers across multiple care settings. Tablo features an integrated water purification system, the ability to produce dialysate on demand, and an intuitive user interface and two-way wireless connectivity powered by an ecosystem of cloud-connected and intelligent software.

## [Table of Contents](#)

### *The Tablo Hemodialysis System.*



Tablo is the only dialysis technology with a fully integrated water treatment system that allows for dialysate to be produced on demand in real time using bicarbonate and acid concentrates. The Tablo console requires only a standard electrical outlet, a drain, and tap water to operate. This eliminates the need for industrial water treatment rooms, separate water purification machines and pre-filled bags of dialysate associated with traditional dialysis machines.

The Tablo cartridge is a single use consumable intended to facilitate extracorporeal blood purification for patients. We engineered our unique, one-push cartridge design to reduce set up and take down time and avoid contamination by minimizing manual connections and user touchpoints. One cartridge is used per treatment, except in the case of extended therapy, where multiple cartridges can be used if needed.

The Tablo cartridge consists of a user-friendly pre-configured blood, saline, and infusion tubing. The Tablo cartridge requires only two connections to operate as compared to other machines that require stringing, hanging, snapping and tapping multiple lines. Our proprietary cartridge clicks into place and features color-coded, easy-to-follow connections, allowing users to setup the treatment supplies in less than five minutes. In our home investigational device exemption (IDE) trial, patients were able to set up the Tablo cartridge and dialysate concentrates in less than 12 minutes, on average. With an average prime period of approximately eight minutes, an uninterrupted patient can initiate therapy in as little as around 20 minutes, representing a significant improvement over traditional machines, which can take approximately 45 minutes to set up.

## [Table of Contents](#)

*The Tablo cartridge snaps onto the Tablo console before dialysis treatment.*



Tablo's simple setup and intuitive touchscreen interface combined with sensor-based automation are designed to enhance the user experience by accelerating the training process, expediting device set up, and streamlining the treatment process. For example, Tablo includes an integrated blood pressure monitor, and 70 embedded sensors, which enable features such as automated air removal, priming, and blood return which minimize user errors and save time. Tablo's touch screen panel guides the user through the treatment with animations and non-technical language, tailored to both professional and non-professional users. The screen can be used to change or manage treatment parameters, add patient information, enter treatment notes as well as set reminders for future actions.

*Tablo's intuitive touchscreen makes the entire treatment process simple to navigate.*



During treatment, should any issues arise, Tablo's touch screen panel guides the user through an explanation for the alarm and provides intuitive resolution instructions. Traditional machines provide no video guidance and generally require users to memorize or reference numerical alarm codes from a separate user manual. Post-treatment, Tablo's touchscreen interface guides the user through treatment takedown.

The Tablo console is compact, self-contained, and mobile. From a home use standpoint, Tablo was intentionally designed to look more like a consumer product than a piece of medical equipment in order to increase patient comfort with having it in their living room. The console can be closed completely when not in use, which lowers the intimidation threshold and makes it ideally suited to a home environment. Tablo's design allows the user to transport the unit easily throughout the hospital or home setting for storage. The console's

## [Table of Contents](#)

36-inch height was designed to make it easy for patients, especially those with limited mobility, to engage with the touchscreen during treatment to view progress, resolve alarms and adjust functions as needed. For example, a patient can interact with the touch screen to adjust the flow rate if they feel the onset of cramping.

### ***Tablo is Connected and Intelligent***


Tablo's cloud connectivity and intelligent software enable an ecosystem of machine diagnostics and analytics, treatment instruction, monitoring and reporting, improved documentation and remote machine management. With two-way data transmission capabilities, treatment and machine data is continuously uploaded to the cloud and analyzed, informing software improvements to optimize performance, reliability and ease of use. Our ability to push software updates ensures that patients and providers have access to the latest optimizations without the need to replace existing hardware. Over the last two years, we have enabled new features on Tablo, such as the ability to do isolated ultrafiltration treatments and extend treatment duration up to 24 hours, all through software upgrades. In addition, we have designed a cloud-based data platform, Tablo Cloud, that allows us to assess and manage Tablo units remotely while also providing our customers with automated documentation of records related to treatments, machine disinfect and service logs, and online machine training.

Tablo Cloud powers two key platforms that we use for machine management and which our providers and patients use for critical treatment and reporting information.

#### *Tablo Hub*

Tablo Hub is a customer-facing platform that provides immediate, cloud-based access to critical treatment and machine information, strengthening patient care and simplifying billing and compliance related reporting. Through Tablo Hub, providers are able to access and download treatment records, see system disinfection and service records, as well as access documentation and training materials on Tablo, all from a phone, tablet or web-browser. We also have the ability to integrate these records with provider EMRs, either through discrete data integration or downloadable PDFs. Our automated medical record reporting process is designed to improve provider operating efficiency associated with documentation and reduce the compliance risk associated with poor record-keeping during quality audits. We believe Tablo is the only hemodialysis system with two-way wireless transmission delivering data in a manner intended to be HIPAA compliant to the provider without any need for additional equipment. This frees patients from the need to manually document treatment data by hand or on a separate tablet and ensures higher data accuracy.

*Tablo Hub provides immediate access to treatment and machine information.*



### *Tablo Dash*

Tablo Dash is used internally by Outset to improve efficiency of our service model and maximize machine uptime by enabling cloud-based machine management, real-time performance analytics and diagnostics. During each treatment, Tablo's sensors capture over 500,000 data points on the inner workings of the system. If there is an issue with Tablo, our technical support team is able to remotely diagnose the alarm in real-time, and if it is necessary to dispatch a service engineer, we ensure they arrive with the right part to complete the repair. This capability increases the efficiency of our service model by reducing unnecessary field service visits and reducing the time spent on site conducting the repair. In addition, our machine learning capabilities and analytics enable us to predict and identify potential Tablo component failures before they occur, allowing failures to be fixed before they happen and focusing internal R&D efforts on reliability improvements, further improving system uptime.

### ***Sales and Marketing***

#### *Sales*

We sell our solution through our direct sales organization, which covers most major metropolitan markets in the United States. As of June 30, 2020, our sales organization is comprised of 34 capital sales team members, responsible for generating new customer demand for Tablo, and 35 clinical sales team members responsible for driving utilization and fleet expansion of Tablo consoles at existing customer sites. In addition, our field service team comprised of 57 members provides maintenance services and product support to Tablo customers. The same sales organization and field service team will be used to drive Tablo penetration in both the acute and home markets. We believe the ability to leverage one team to serve both markets will result in significant productivity and cost optimization as we continue to scale our business.

Our capital sales team consists of a national accounts team and regional area sales managers, who are responsible for generating demand for Tablo both from new customers and broadening adoption within existing customer networks. Our capital sales team is focused on delivering Tablo as an enterprise solution to large, regional and national IDNs and the United States Veterans Health Administration, to serve the patient from the acute care setting to home. Given Tablo's multi-faceted value proposition, our capital sales process involves adoption top-down through C-suite level executives, who are focused on Tablo's economic benefits, as well as bottom-up through clinical staff, who are focused on Tablo's clinical and operational benefits. With the help of our national accounts team to identify key opportunities, our regional teams seek to build successful reference cases at the local level to drive rapid expansion across the health system, as well as with innovative care providers who are motivated to grow their home hemodialysis population.

Our clinical sales team is dedicated to on-site implementation and user training, as well as driving utilization and fleet expansion at each location. We dedicate a clinical sales representative to each of our customers, deepening physician and staff relationships by tracking progress toward the customer's clinical, economic or quality improvement objectives when adopting Tablo. Our data analytics platform powers this approach by providing customer-specific device and treatment outcomes. We believe our product support allows us to develop and maintain provider and patient loyalty.

A team of FSEs underpins our commercial infrastructure. Our FSEs work seamlessly with our clinical sales team to ensure high device uptime and a positive customer experience by performing scheduled preventive maintenance and responding to on-site device needs. FSE operating efficiency is a key priority. We leverage Tablo's continuous monitoring capabilities and predictive algorithms to remotely diagnose and proactively identify needed maintenance to maximize the efficiency of our site visits.

We intend to explore opportunities for international expansion, either through distributors or direct sales. Our criteria for expansion will include ensuring efficient scaling, market demand and profitability.



## [Table of Contents](#)

### *Marketing*

In addition to our direct sales efforts, our commercial team is focused on expanding awareness of, and interest in, Tablo and its benefits. Our near-term marketing efforts center principally on driving adoption within the acute care market while concurrently establishing a footprint in the home market. Longer term, our marketing investments will be aimed at increasing Tablo penetration in the home market and expanding the home hemodialysis market itself.

Core marketing channels include social media, national and regional nephrology industry meetings, and peer-to-peer events wherein physicians, nurses and administrators share their experience using Tablo and answer questions from potential new users. We continue to invest in building a broad content library aimed at educating potential new customers on Tablo's clinical outcomes, its impact on cost, quality and compliance initiatives, and how health systems can utilize it as a system-wide enterprise solution for dialysis. Content includes cost reduction case studies, testimonials, clinical study abstracts and publications, and product-related white papers on the safety and technical features of Tablo.

### **Customer Case Studies**

We have generated meaningful evidence to demonstrate that hospitals and healthcare systems can realize significant economic benefits and unlock operational efficiencies by adopting Tablo. In particular, we have demonstrated:

- Implementing an in-house Tablo dialysis program may result in up to 75% lower dialysis costs annually vs outsourced dialysis programs;
- Using Tablo for extended dialysis treatments in the ICU may reduce supply costs by as much as 80% compared to traditional treatment methods;
- Tablo's easy to learn interface can reduce training costs, set up time and drive improved labor productivity and operational workflow time management; and
- Tablo's integrated water purification system significantly reduces dialysis program infrastructure footprint and associated capital costs.

### ***The Cleveland Clinic***

The Cleveland Clinic Foundation (CCF) is one of the preeminent healthcare institutions in the United States and was named as a top 10 nephrology program by U.S. News & World Report. CCF houses over 250 ICU beds and delivers approximately 20,000 dialysis treatments each year.

#### *Situation:*

Facing increased demand for dialysis in the ICU, CCF was seeking a more efficient and cost effective solution to treat and transition patients from CRRT to IHD. Delivery of this care is challenging for healthcare systems and a clinically effective transitional hemodialysis solution capable of providing increased functionality and flexibility for staff constrained ICUs would better allow CCF to achieve its diverse clinical goals and significantly reduce costs.

#### *Rollout:*

As part of the implementation, leveraging Tablo's easy-to-use interface, CCF transitioned from requiring dialysis nurses to manage the entire treatment in the ICU to a model where a dialysis team could set up

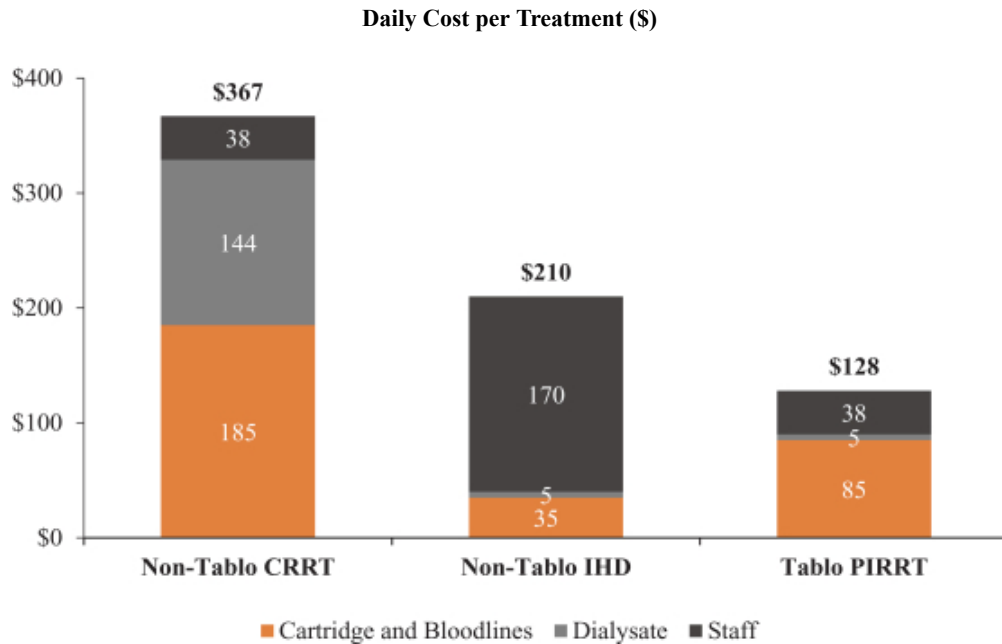
[Table of Contents](#)

the treatment for ongoing management by an ICU nurse. To measure the impact of Tablo, they evaluated 79 treatments with durations ranging from 4 – 12 hours and recorded treatment results, as well as staffing and supply costs.

*Results:*

CCF demonstrated Tablo’s ability to provide effective dialysis treatment to a critically ill patient population while reducing total costs associated with SLED (also known as PIRRT in the chart below). By using Tablo, CCF was able to reduce treatment set-up time by approximately 45-minutes as it eliminated the need to transport multiple machines and supplies to the ICU. CCF observed approximately 55% savings in the ICU with Tablo when compared to traditional treatment options. Approximately 30% of the savings were from labor cost reduction and 25% from supply cost reduction. CCF anticipates approximately \$3 million in annual savings through improvements in labor productivity and reduced supply costs associated with Tablo.

*Tablo enables clinical management at significantly lower costs.*



***One of the Nation’s Leading Providers of Healthcare Services***

A national health system implemented Tablo at one of their hospitals in Florida which contains 486 beds and the capacity for 7,200 annual dialysis treatments.

*Situation:*

Seeking relief from the growing cost and complexity associated with their outsourced dialysis program, the hospital began using Tablo to manage dialysis treatments using their own staff. Prior to introducing Tablo, the hospital used a mix of NxStage Medical Inc. (NxStage) and Fresenius in the dialysis unit, patient bedside and the ICU using an outsourced dialysis services vendor.

## [Table of Contents](#)

### *Rollout:*

Tablo was adopted as a single solution to deliver dialysis across the hospital in order to reduce the cost and complexity of delivering dialysis.

### *Results:*

Tablo implementation allowed the pilot center to save 45 minutes per treatment through improved operational workflow, improving nurse productivity. As evidenced by the experience, adoption of Tablo also eliminated the need for additional treatment delivery equipment by consolidating to a single platform. The hospital was able to rely on its own nursing staff to deliver treatments in the dialysis unit. The implementation of Tablo is expected to result in annual savings of \$2.5 million for the hospital. Based on the early results, the health system expanded Tablo deployment to an additional 12 hospitals with plans underway to deploy Tablo nationally across the health system.

### ***Regional Health System in the Southeast***

A regional health system in the southeast used Tablo to insource their dialysis from a third party provider. Their initial experience was across seven hospitals accounting for approximately 1,900 beds and approximately 15,000 dialysis treatments.

### *Situation:*

The health system had long been evaluating insourcing their dialysis treatment program due to the costly outsource model they were then using. They were limited by the operational complexity of existing dialysis machines and lack of viable options until the introduction to Tablo.

### *Rollout:*

Tablo was initially introduced at a hospital managed by the health system as a means to reduce treatment costs, while simplifying training and treatment management for their existing nursing staff. Based on initial results, the implementation scope was expanded to include six additional hospitals.

### *Results:*

By switching to Tablo, the regional health system was able to save approximately \$400,000 in the first year. They recouped their initial investment within 9 months and increased labor productivity by 40% through Tablo's easy to learn interface. They have since expanded to 5 additional hospitals and anticipate saving \$5 million over a 5-year period.

### ***Regional Medical System in the Southeast***

A regional medical center in the southeast with 321 beds and capacity for approximately 3,600 annual dialysis treatments.

### *Situation:*

Given multiple warning letters from CMS and Joint Commission on Accreditation of Healthcare Organizations (JCAHO) related to documentation and process management, the medical system sought to improve compliance, as well as program efficiencies and lower overall program costs.

## [Table of Contents](#)

### *Rollout:*

Tablo was implemented as a means to improve documentation and recordkeeping with its integrated cloud-based data management platform and reduce the cost of the program.

### *Results:*

The medical system projected that it would save approximately \$1.5 million over 5 years after adopting Tablo. The system's adoption of Tablo led to an 80% reduction in dialysis related costs in the ICU. Tablo's integrated two-way data transmission alleviated manual documentation, improving compliance with CMS and JCAHO.

## **National Health System**

A national health system with annual dialysis expenditures in excess of \$100 million across more than 100 care delivery sites.

### *Situation:*

With approximately 70% of its inpatient dialysis outsourced to a third-party provider, this national health system had been searching for strategies to reduce the cost and complexity of dialysis across its network.

### *Rollout:*

In the third quarter of 2019, the health system selected three hospitals for an initial pilot focused on evaluating the feasibility of bringing dialysis in-house with Tablo. The initial pilot hospitals discontinued the use of third-party providers, created their own inpatient dialysis programs, and trained internal nursing staff to use Tablo and deliver dialysis.

### *Results:*

The pilot objectives and associated data collection methods were established to track results.

The data from the initial pilot demonstrated that by using Tablo, bringing dialysis in-house is feasible and replicable by this national health system, and significant supplies cost and labor cost reduction could be achieved. In less than a year following the initial pilot, a national Tablo purchase agreement for purchases by the health system was established.

## **Clinical Outcomes and Studies**

We have generated significant evidence to demonstrate that Tablo is safe and effective, clinically versatile and produces robust clinical outcomes, both in acute and non-acute settings. Tablo's evidence base also indicates that its patient centric design, focused on simplicity and ease of use, provides a favorable clinical experience for both patients and providers. We have invested in building a robust Tablo evidence base that captures both patient and provider experience with Tablo.

**Patient Experience with Tablo**

***Tablo is Safe and Effective for Home Hemodialysis***

We conducted an IDE trial to evaluate the safety and efficacy of Tablo when used in-center, managed by trained health professionals, and in-home, by trained patients or a care partner. The IDE trial was a prospective, multicenter, open-label crossover trial comparing in-center and home hemodialysis performance using the Tablo System. This trial consisted of 30 patients ranging from 26 to 71 years of age, of which 43% were African American and 27% were Hispanic or Latino. Many of the patients had a history of a number of co-morbidities representative of the typical ESRD patient with 96% having hypertension, 60% having diabetes and 40% having coronary artery disease. Participants remained in the trial for approximately 21 weeks, during which time they were prescribed hemodialysis with Tablo four times per week. The primary efficacy endpoint was achievement of a weekly standard  $Kt/V_{urea}$  greater than or equal to 2.1 for participants during the treatment period. The primary safety endpoint was the number of adverse events observed during a dialysis interval. The secondary efficacy endpoints were the achieved ultrafiltration (UF) volume and rate relative to the prescribed UF volume and rate. Successful delivery of UF was defined as having achieved an UF rate within 10% of the prescribed value during each treatment period

***“The system provided me with a new level of independence due to the ease of setup and maintenance.”***

- Participant in Tablo’s home use trial

The IDE study achieved the primary endpoint and all secondary efficacy and safety endpoints for patients treated in-center and in-home using the Tablo System. The primary efficacy endpoint for the intention-to-treat cohort was achieved in 199/200 (99.5%) of measurements during the in-center period and in 168/171 (98.3%) of measurements during the in-home period. The average weekly standard  $Kt/V_{urea}$  was 2.8 in both periods, the compliance to the protocol treatment schedule was over 95%, achieved UF was within 10% of target in 94% of treatments, and the median time to resolution of alarms was eight seconds in-center and five seconds in-home. Two pre-specified adverse events occurred during the in-center period and six occurred in the in-home period. None of the adverse events were deemed by investigators to be related to Tablo.

The study demonstrates that Tablo can successfully be learned and used in the home in a diverse cohort of patients, including by older patients and patients with considerable comorbidities. In the IDE study, patients demonstrated the ability to achieve proficiency on Tablo (i.e., an ability to perform all set-up steps) within four training sessions. The modest duration of the transition period also confirms and extends previously published human factors studies wherein nurses and patients could learn how to use Tablo, and independently, accurately, and rapidly set up the system. We considered the rapid resolution of alarms in the clinic by staff and in the home by patients or their care partners to be a good indicator of the ease of use of the system. These data confirm and substantially extend previously published results, highlighting Tablo as a novel hemodialysis system with the potential to expand the usage of in-center self-care and home-based hemodialysis.

*Tablo achieved all primary and secondary efficacy and safety endpoints both in-center and in-home.*

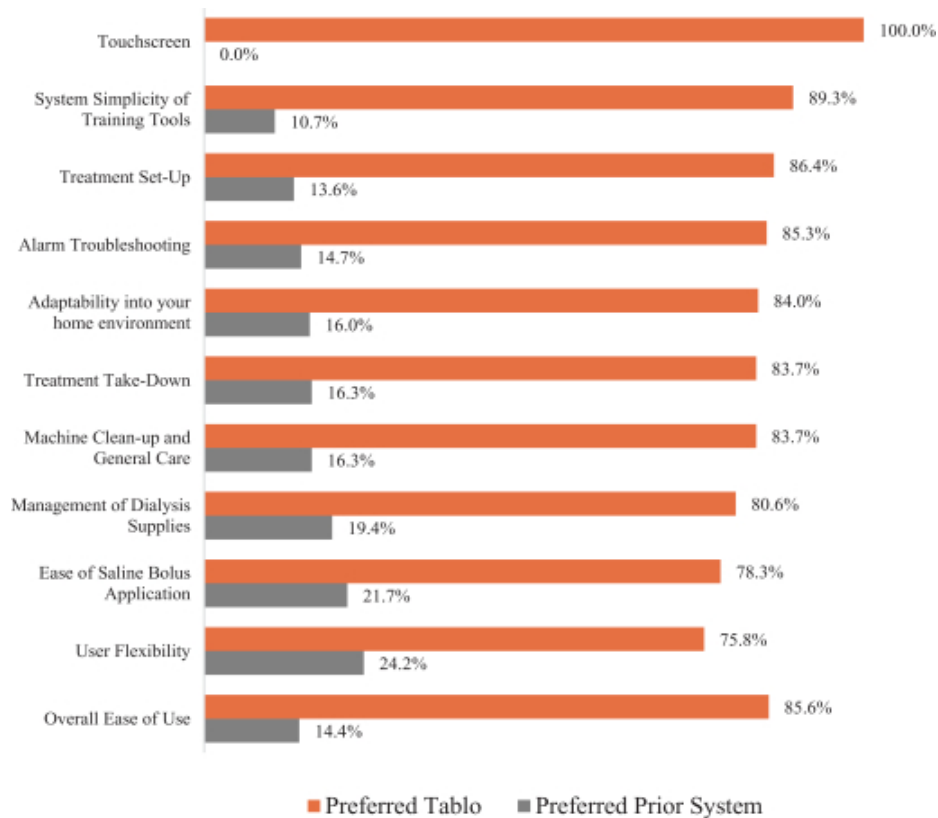
<b>Parameter</b>	<b>In-Center</b>	<b>In-Home</b>
Primary Efficacy Endpoint	99.5%	98.3%
Average Weekly Standard $Kt/V_{urea}$	2.8	2.8
Compliance to Protocol Treatment Schedule	>95%	>95%
Achieved UF	Within 10% of target in 94% of treatments	Within 10% of target in 94% of treatments
Median Time to Resolution of Alarms	8 seconds	5 seconds

**Tablo Preferred by Previous Home Patients in the IDE**

We conducted a study to assess actual patient experiences with our solution and demonstrated that patients could quickly set up Tablo for in-center self-care hemodialysis. The study was designed to measure the time required for patients to set up the disposable components of the system that are required to initiate treatment. We also recorded the type, frequency, and time required for the user to clear any alarms. The study included 50 participants using Tablo who were treated across four dialysis units, with a total of 733 dialysis treatments monitored for the type and frequency of potential alarms. The study resulted in 18/20 (90%) of patients able to set up the disposables needed to initiate therapy in less than 5 minutes.

We believe that Tablo’s patient centric design and intuitive user interface make it a preferred solution for home hemodialysis relative to traditional machines. In order to assess patient device preferences for home hemodialysis, we surveyed 13 patients participating in our home IDE trial who had previously undertaken home hemodialysis using non-Tablo dialysis machines. The patients were surveyed every week during the 8-week home period about their device preferences based on 10 distinct aspects of treatment and overall ease of use. Per the survey results, 100% of the patients preferred Tablo’s touchscreen interface compared to their previous home device and 86% of patients found Tablo easier to use. As shown in the figure below, the majority of participants preferred Tablo across each dimension measured.

*Patient preference results – Tablo vs prior home system (n=13).*



**Home Hemodialysis with Tablo Improves Sleep Related Symptoms of ESRD**

Poor sleep quality is a common symptom among patients with ESRD. We evaluated a subset of patients enrolled in our IDE trial to evaluate the sleep quality of patients using Tablo for dialysis treatment four times per week. Sleep quality was measured via a weekly questionnaire during the trial to determine how many days per week participants experienced difficulty falling asleep, staying asleep, or trouble feeling rested. Thirteen patients who previously received in-home hemodialysis (PIH) and 15 patients who previously received in-center dialysis treatment (PIC) completed all phases of the trial, and 98.7% (221/224) of all weekly surveys were completed. As outlined in the figure below, a lower percentage of study participants receiving dialysis treatment on Tablo, four times per week for approximately 21 weeks, reported incidence of sleep-related problems compared to the percentage of participants at baseline.

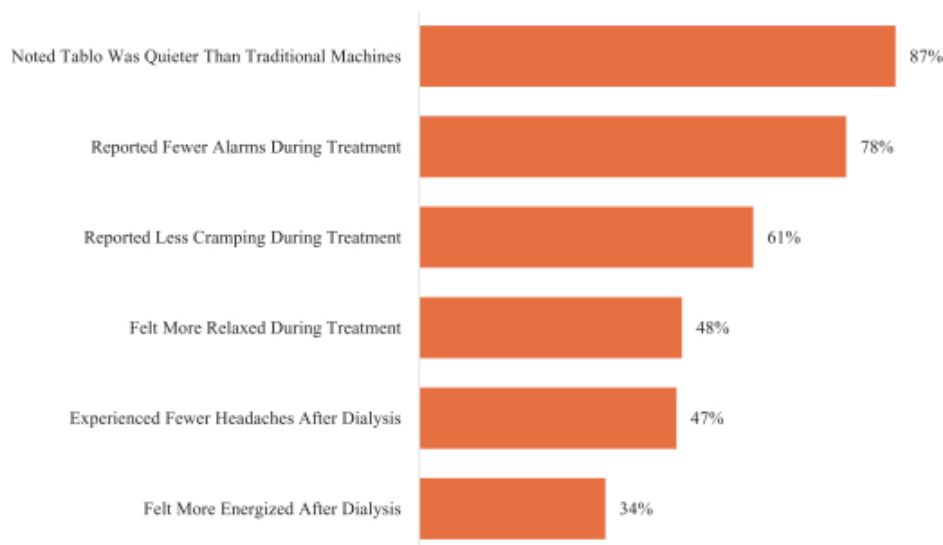
*A lower percentage of study participants on Tablo reported incidence of sleep-related problems as compared to baseline*

Sleep Question	Baseline (%)		In-Home (%)	
	PIH (N=13)	PIC (N=15)	PIH (N=13)	PIC (N=15)
Have trouble falling asleep	23.1	33.3	14.0	20.7
Wake up several times during the night	38.5	33.3	24.0	21.5
Have trouble staying asleep	38.5	33.3	17.0	27.3
Wake up feeling tired and worn out	30.8	26.7	17.0	23.1

**Patients Experience Fewer Symptoms Dialyzing on Tablo In-Center**

We conducted a multi-center study to evaluate early patient experiences using Tablo compared to traditional hemodialysis devices. Patients on traditional in-center hemodialysis often experience a range of symptoms and disturbances during, immediately following, and between dialysis sessions. We surveyed 33 patients at three different dialysis units for a total of 152 dialysis treatments. The surveyed patient population ranged in age from 28-80 years and had been on dialysis for eight months to over 20 years. 47% of the patients experienced fewer headaches and 61% reported less cramping during dialysis using Tablo. During treatment with Tablo and compared to other dialysis machines, 78% of patients reported fewer alarms and 48% of patients felt more relaxed. 87% of surveyed participants also noted that Tablo was quieter than traditional machines.

*Patient survey rendered favorable clinical experience with Tablo (n=33)*



## [Table of Contents](#)

We believe when patients don't feel well during treatment, they are less likely to complete all their treatments. In a retrospective observational study, hemodialysis patients missed approximately 10% of their treatments. A single missed treatment was associated with a two-fold greater risk of death in the subsequent 30 days.

### **Provider Experience with Tablo**

#### ***Tablo Demonstrated Comparable Performance to Traditional Dialysis Systems in the Acute Setting***

In a retrospective study of dialysis patients conducted at St Francis Medical Center in Lynwood, California, we demonstrated that Tablo yielded similar clinical results for patients when compared to a traditional dialysis system in an acute care setting. Over 13 months, 105 of 289 patients dialyzed on Tablo were also treated on a Fresenius 2008T (FMC-T) machine during their hospitalization. In those 105 patients, the average treatment time on both devices was 3.3 hours per treatment, for 363 total treatments (172 treatments on Tablo and 191 treatments on FMC-T). As shown in the figure below, with equivalent treatment times and dialyzers, results were similar one day after treatment for both potassium (K) and blood urea nitrogen (BUN) on Tablo at dialysate flow rates (Qd) of 300mL/min compared to a traditional device at Qd of 500mL/min or greater.

*In the acute care setting, Tablo yielded similar results to traditional systems.*

<b>Parameter</b>	<b>Treatments on Tablo (n=172)</b>	<b>Treatments on FMC-T (n=191)</b>
Treatment Time (hrs)	3.3	3.3
K (mEq/L)		
Day of Avg	5.1	5.1
Next Day Avg	4.4	4.2
Pre-K = 5.5	39.0%	33.5%
BUN (mg/dL)		
Day of Avg	75	75
Next Day Avg	52	50

#### ***Tablo is Easy for Providers to Learn and Use***

We have demonstrated that users have found Tablo easier to use than a traditional dialysis machine and that Tablo's design allows users to be quickly trained, reaching competency after only a few training sessions. We believe that Tablo's simplicity enables users to quickly and easily master preparation and treatment management, leading to high satisfaction and device preference.

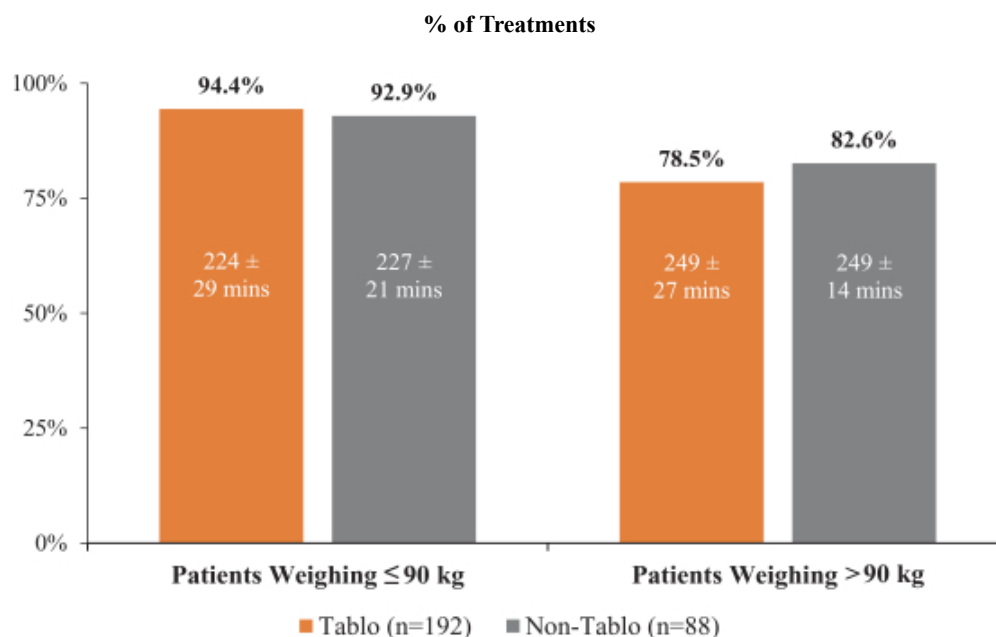
In a study conducted at Baylor, the majority of nurses and medical technicians found Tablo easy to use and most nurses felt comfortable providing treatment with the system after a short training session. Nurses were also satisfied with Tablo as a treatment option and several participants reported that the Tablo console was easy to transport and took up less space in an ICU room as compared with conventional systems. Nursing satisfaction was assessed by a Likert scale questionnaire. Most nurses felt comfortable providing treatment with Tablo after a short training session (average score 4.9/5) and nurses were also satisfied with Tablo as a treatment option (average score 4.9/5).

#### ***Tablo Achieves Urea Clearance Levels Comparable to Traditional Machines***

We conducted a study at two dialysis clinics and demonstrated that patients on Tablo achieved a urea clearance rate comparable to therapy using alternative dialysis machines. In the study,  $Kt/V_{urea}$  was measured in 29 patients dialyzed three times weekly using Tablo. 280  $Kt/V_{urea}$  assessments were recorded, including 192 on Tablo and 88 on non-Tablo machines. As shown in the figure below, patients on Tablo achieved  $Kt/V_{urea}$  targets at a comparable rate as non-Tablo machines.



Percentages of treatments reaching the target  $Kt/V_{urea}$  ( $\geq 1.2$ ) on Tablo and non-Tablo systems. Average treatment times are also shown.



## Reimbursement

### Acute Care

In the in-patient setting under Medicare, dialysis and UF are not directly reimbursed, but rather are paid for out of the in-patient Medicare Severity Diagnosis Related Group (MS-DRG) for a patient’s admission. In most cases, AKI or fluid overload requiring dialysis or ultrafiltration will increase the severity of the underlying diagnosis, and therefore could result in higher reimbursement than those cases without dialysis. Given dialysis is a “fixed cost” for providers within the MS-DRG, we believe that there is significant motivation for providers to attempt to reduce costs associated with dialysis in order to improve overall service line profitability.

### Outpatient Dialysis Clinic and Home

In the clinic and home setting, the largest payor of dialysis services is Medicare, and Medicare requires all dialysis patients to be under the care of a dialysis clinic provider, whether they are in the clinic or in the home. We sell Tablo to the dialysis providers, who in turn provide equipment and services to the patient and bill Medicare.

*Medicare.* While Medicare generally only provides coverage for people over 65, in the case of ESRD eligibility is not limited by age, and all ESRD patients without alternative coverage become eligible for Medicare after a three-month waiting period (unless they are training for self-care, in which case they become eligible for Medicare Day 1).

Medicare reimburses providers for dialysis services through a bundled rate per treatment that is intended to cover the cost of the machines and treatment supplies, labs, drugs, and labor. This base payment rate is adjusted up or down for each patient based on factors such as age, co-morbidities and clinic locations. The

## [Table of Contents](#)

current base payment rate is \$239.33. Medicare rules limit the number of hemodialysis treatments paid for by Medicare to three a week, unless there is medical justification for the additional treatments. The determination of medical justification must be made at the local Medicare contractor level on a case-by-case basis. Providers are able to obtain incremental reimbursement for training patients for self-care, whether that be in the clinic or in a patient's home. Finally, in addition to the bundled rate, 2% of a provider's total reimbursement is at risk as part of the Quality Incentive Program. This program evaluates providers across range of clinical, safety and patient reported outcomes.

*Medicaid.* Medicaid is a state level program designed to support individuals falling under a certain income and asset level and who are also uninsured. In most cases, Medicaid serves as the secondary payor for services not covered by Medicare. The specific level of this coverage, including patient co-pay amounts, varies state by state.

*Private Insurance.* Patients with employer group health insurance will typically remain with their commercial insurance coverage as the primary payor for a period of 30 months and with Medicare as the secondary payor. After 30 months, patients will typically move to Medicare as the primary payor and their private insurance as the secondary payor. Private insurance typically reimburses providers at a rate significantly higher than Medicare.

## **Research and Development**

We invest in research and development efforts that advance our Tablo system with the goal to expand and improve upon our existing product and solutions. Our research and development expenses totaled \$11.0 million and \$11.9 million for the six months ended June 30, 2019 and June 30, 2020, respectively.

Our research and development team includes hardware and software engineers with deep expertise in mechanical and electrical engineering, fluidics, embedded software design, and cloud-based data and security architecture. Their collective efforts are applied to three key areas: sustaining engineering and cost reduction initiatives that continually improve device performance and lower our cost of revenues; expansion of the Tablo data ecosystem to extend economic, operational and clinical benefits to our customers; and advancing our innovation pipeline, which is directed toward broadening Tablo's value in the home environment for patients and providers and leveraging core elements of the Tablo platform more broadly within dialysis. We intend to continue investing significant resources to maintain and strengthen our technological competitive advantage to deliver a steady stream of inventive solutions that provide clinical and operational simplicity, versatility and insights.

## **Competition**

There are a number of dialysis machine manufacturers in the United States, Europe and Asia. Notable competitors in the U.S. include Fresenius, Baxter and B. Braun. Outside the U.S., additional dialysis machines competitors include Nikkiso, Nipro and Quanta. Of these competitors, Fresenius is the largest, and is vertically integrated, both manufacturing dialysis products and operating dialysis clinics along with providing inpatient dialysis services to hospitals and health systems. Additionally, companies with dialysis machine development programs include Medtronic and CVS. With the exception of Quanta, our competitors are significantly larger than us with greater financial, marketing, sales and personnel resources, greater brand recognition and longer operating histories. We believe our ability to compete effectively will be dependent on our ability to build the commercial infrastructure necessary to effectively demonstrate the value of Tablo, maintain and improve product quality and feature functionality, build the infrastructure to support the operating needs of the business and achieve cost reductions.

## *Acute Care*

While historically customers in this market have focused on machine functionality and price, we believe they are increasingly focused on the total cost of patient care, which favors technology that can provide clinical

## [Table of Contents](#)

versatility and improve operational efficiency. In the acute care setting, our competitors are Fresenius, Baxter and B. Braun. We compete primarily on the basis that Tablo is designed to drive operational efficiency through ease of use and cost reduction by reducing infrastructure and supplies cost.

### ***Home Care***

We believe competition in the home setting will be based on a system's clinical performance, its cost efficiency, its ease of use and patient preference. In the home setting, competitors include Fresenius (through its acquisition of NxStage) and Baxter. We believe through Tablo's unique advantages it will be easier and faster for patients to learn, and simpler for patients to operate at home, which may position us well against existing competitors. We believe these factors will reduce patient burn-out, thereby extending patient retention, increasing home hemodialysis growth and improving associated margin for providers. We do not consider PD to be competitive given the differences in treatment modality, that PD is clinically limited due to patients with certain pre-existing conditions such as congestive heart failure and obesity and that PD is regarded as a "temporary" modality since approximately 80% of patients are on the therapy for less than three years.

### **Intellectual Property**

Our success depends in part on our ability to protect our proprietary technology and intellectual property rights. We rely on a combination of federal, state, common law and international rights, as well as contractual restrictions, to protect our intellectual property.

We seek patent protection for certain of our key innovations, processes and other inventions. We pursue the registration of our trademarks, service marks and domain names in the United States and in certain other locations. We control access to our proprietary technology by entering into confidentiality and invention assignment agreements with our employees and contractors, and confidentiality agreements with third parties. We have also licensed patents from Oregon State University (OSU) for exclusive use in our field, as detailed further below. Our intellectual property includes specific algorithms for the Tablo console, including those related to pressure sensors, blood leakage and pump control loops.

### ***Patents***

As of June 15, 2020, we had seven issued U.S. patents, as well as six pending U.S. patent applications. We had an aggregate of 13 issued patents in Australia, Canada, China, France, Germany, Japan, Spain and the United Kingdom, as well as seven pending patent applications in Japan, Hong Kong, the European Patent Office and under the Patent Cooperation Treaty. We have exclusive licenses from OSU to 12 U.S. patents, nine of which we co-own with OSU, 20 foreign patents, all of which we co-own with OSU, and one pending U.S. patent application, which we co-own with OSU. Some of our patents and other intellectual property cover aspects of Tablo that enable it to be used by anyone, including the patient, through the automation of functions formerly performed by dialysis center technicians using traditional dialysis systems. Our proprietary data ecosystem provides what we believe is a unique way of connecting providers and patients for real-time treatment monitoring, automated treatment documentation, and simplified compliance and record-keeping.

Our patents expire between October 2025 and August 2039 and our patent applications, if granted as patents, are expected to expire between November 2020 and August 2039. The term of individual patents depends upon the legal term for patents in the countries in which they are granted. In most countries, including the United States, the patent term is 20 years from the earliest claimed filing date of a non-provisional patent application in the applicable country. In the United States, a patent's term may, in certain cases, be lengthened by patent term adjustment, which compensates a patentee for administrative delays by the USPTO in examining and granting a patent, or it may be shortened if a patent is terminally disclaimed over a commonly owned patent or a patent naming a common inventor and having an earlier expiration date. We cannot be sure that our pending patent applications or future patent applications will result in issued patents or that any patents that have issued or

## [Table of Contents](#)

might issue in the future will protect our current or future products, provide us with any competitive advantage or will not be challenged, invalidated, or circumvented.

Various aspects of Tablo, including, without limitation, sensor technology, connectivity, automation, analytics and interface are covered by software, algorithms, processes, trade secret or other proprietary rights. We protect our trade secrets through a variety of measures, including confidentiality agreements and proprietary information agreements with suppliers, employees, consultants and others who may have access to our proprietary information. Trade secrets and proprietary information can be difficult to protect, however. While we have confidence in the measures we take to protect and preserve our trade secrets and proprietary information, such measures can be breached, and we may not have adequate remedies for any such breach. In addition, our trade secrets and proprietary information may otherwise become known or be independently discovered by competitors.

There is no active patent litigation involving any of our patents, and we have not received any notices claiming that our activities infringe a third party's patent.

### **Manufacturing, Supply Chain and Logistics**

We direct the manufacturing and supporting supply chain, distribution and logistics for the Tablo console, the Tablo cartridge and other consumables (electrolyte concentrates and connecting straws that help transport the concentrates into Tablo to enable on-demand dialysate production). We partner with three different contract manufacturers in the assembly and testing of all our products, and operate under a Quality Management System that has been certified to ISO 13485 Medical Device Quality Management System standard.

#### ***Tablo Console***

Currently, the Tablo console is manufactured in partnership with Paramit Corporation (Paramit), our contract manufacturer, in a 150,000 square foot facility in Morgan Hill, California, where the console undergoes extensive in-process and integrated system testing protocols designed by us. Consoles are then transported to our headquarters in San Jose, California, where our test engineers perform final testing, and then direct-ship the consoles to our customers. We use a well-known network of short-haul and long-haul freight forwarders optimized for time and cost efficiency.

The number of suppliers feeding into Tablo console production is in excess of 250 worldwide. We consider approximately 9% of these suppliers, located in the United States, Europe and China, as critical providers of components such as pumps, motors, valves and PCBA boards. We have initiated the second source qualification process for the majority of these critical components. Where second-sourcing is unavailable or infeasible, we have sought to mitigate supply interruption risks with increased levels of safety stock.

In order to ensure a high level of console production capacity through rapid scale, and to lower our costs, we are in the process of establishing a console manufacturing facility in Tijuana, Mexico and currently expect to begin manufacturing consoles at that facility no later than the second quarter of 2021. We are operating in Mexico in collaboration with Tacna, a well-known outsourced business administration service provider that provides all the back-office and facility infrastructure support, allowing us to focus on our core competencies – design and high-volume manufacturing for reliability and cost reduction. Simultaneously, we are engaging in ongoing discussions with our current console manufacturer Paramit. To that end, we have provided a notice of termination of the existing contract to Paramit to facilitate an appropriate recast of our existing supply arrangements, with an expectation that Paramit will continue to serve as a second-source contract manufacturer for our consoles after the scheduled opening of the Tacna facility in Mexico in 2021.

Pursuant to the terms of our manufacturing services agreement with Tacna (the Tacna Agreement), Tacna will provide support services in connection with our manufacturing activities in Mexico. Under the Tacna Agreement, Tacna will hire employees as requested and will be responsible for human resource functions

## Table of Contents

including maintenance of employee files and reports. Tacna will also perform internal statutory accounting and payroll services, and will be responsible for payables processing. Additional services that Tacna is obligated to provide under the Tacna Agreement include interfacing with both Mexican and U.S. governmental agencies, preparing import-export documentation, coordinating shipment of equipment, raw materials and finished products, and obtaining necessary permits and licenses required in Mexico. Under the Tacna Agreement, Tacna's services are generally performed under a pass through cost model under which costs incurred are approved by us. We are also obligated to pay Tacna fees based on the number of employees under the Tacna Agreement. The Tacna Agreement has an initial three year term and will continue thereafter until terminated by us or Tacna in accordance with the terms of the Tacna Agreement.

### ***Tablo Cartridge***

Currently, the Tablo cartridge is manufactured by Infus Medical Co. Ltd. (Infus), a contract manufacturer with two facilities in Thailand that produces dialysis supplies for a number of leading global companies. As part of our agreement, we direct the oversight of the raw materials sourcing, selection and planning while Infus takes receipt of the Tablo cartridge components, and performs assembly, testing and Ethylene Oxide sterilization before shipment. The various components for the Tablo cartridge are manufactured by approximately 50 different suppliers located in various countries including Singapore, Italy and the United States, some of which are single-source suppliers. The Tablo cartridges are shipped primarily via ocean freight, though in times of peak demand, we may ship by air freight. Our team inspects the product before releasing it for shipment.

We are also establishing a second source manufacturing site in Tijuana, Mexico in partnership with Providien Medical (Providien) and expect to begin production in the second quarter of 2021. Providien, part of Carlisle Companies Incorporated, offers expertise in high volume disposable assembly services. Through enhanced product design, high capacity tooling and simplified freight and logistics, we expect this site will be able to produce cartridges at a lower cost, increase our supply capacity and mitigate against global supply chain interruption.

In addition to the Tablo cartridge, each treatment requires a concentrated container of bicarbonate and a concentrated container of acid, and two small plastic straws that draw the appropriate amount of the concentrates into the Tablo console in order to produce dialysate on demand.

### **Government Regulation**

#### ***United States Food and Drug Administration***

In the U.S., our products are subject to regulation by the FDA as medical devices pursuant to the FDCA. The FDA regulates the development, design, non-clinical and clinical research, manufacturing, safety, efficacy, labeling, packaging, storage, installation, servicing, recordkeeping, premarket clearance or approval, adverse event reporting, advertising, promotion, marketing and distribution, and import and export of medical devices to ensure that medical devices distributed domestically are safe and effective for their intended uses and otherwise meet the requirements of the FDCA.

#### ***FDA Premarket Clearance and Approval Requirements***

Unless an exemption applies, each medical device commercially distributed in the United States requires either FDA clearance of a 510(k) premarket notification, approval of a de novo application, or approval of a PMA. Under the FDCA, medical devices are classified into one of three classes—Class I, Class II or Class III—depending on the degree of risk associated with each medical device and the extent of manufacturer and regulatory control needed to ensure its safety and effectiveness. Class I includes devices with the lowest risk to the patient and are those for which safety and effectiveness can be assured by adherence to the FDA's General Controls for medical devices, which include compliance with the applicable portions of the QSR facility

## [Table of Contents](#)

registration and product listing, reporting of adverse medical events, and truthful and non-misleading labeling, advertising, and promotional materials. Class II devices are subject to the FDA's General Controls, and special controls as deemed necessary by the FDA to ensure the safety and effectiveness of the device. These special controls can include performance standards, post-market surveillance, patient registries and FDA guidance documents.

While most Class I devices are exempt from the 510(k) premarket notification requirement, manufacturers of most Class II devices are required to submit to the FDA a premarket notification under Section 510(k) of the FDCA requesting permission to commercially distribute the device. The FDA's permission to commercially distribute a device subject to a 510(k) premarket notification is generally known as 510(k) clearance. Devices deemed by the FDA to pose the greatest risks, such as life sustaining, life supporting or some implantable devices, or devices that have a new intended use, or use advanced technology that is not substantially equivalent to that of a legally marketed device, are placed in Class III, requiring approval of a PMA. Some pre-amendment devices are unclassified, but are subject to FDA's premarket notification and clearance process in order to be commercially distributed. Our currently marketed product is a Class II device subject to 510(k) clearance.

### *510(k) Clearance Marketing Pathway*

Our current products are subject to premarket notification and clearance under section 510(k) of the FDCA. To obtain 510(k) clearance, we must submit to the FDA a premarket notification submission demonstrating that the proposed device is "substantially equivalent" to a predicate device already on the market. A predicate device is a legally marketed device that is not subject to PMA, i.e., a device that was legally marketed prior to May 28, 1976 (pre-amendments device) and for which a PMA is not required, a device that has been reclassified from Class III to Class II or I, or a device that was found substantially equivalent through the 510(k) process. The FDA's 510(k) clearance process usually takes from three to twelve months, but often takes longer. The FDA may require additional information, including clinical data, to make a determination regarding substantial equivalence. In addition, the FDA collects user fees for certain medical device submissions and annual fees for medical device establishments.

If the FDA agrees that the device is substantially equivalent to a predicate device currently on the market, it will grant 510(k) clearance to commercially market the device. If the FDA determines that the device is "not substantially equivalent" to a previously cleared device, the device is automatically designated as a Class III device. The device sponsor must then fulfill more rigorous PMA requirements, or can request a risk-based classification determination for the device in accordance with the "de novo" process, which is a route to market for novel medical devices that are low to moderate risk and are not substantially equivalent to a predicate device.

After a device receives 510(k) marketing clearance, any modification that could significantly affect its safety or effectiveness, or that would constitute a major change or modification in its intended use, will require a new 510(k) clearance or, depending on the modification, PMA approval. The FDA requires each manufacturer to determine whether the proposed change requires submission of a 510(k) or a PMA in the first instance, but the FDA can review any such decision and disagree with a manufacturer's determination. If the FDA disagrees with a manufacturer's determination, the FDA can require the manufacturer to cease marketing and/or request the recall of the modified device until 510(k) marketing clearance or PMA approval is obtained. Also, in these circumstances, the manufacturer may be subject to significant regulatory fines or penalties.

Over the last several years, the FDA has proposed reforms to its 510(k) clearance process, and such proposals could include increased requirements for clinical data and a longer review period, or could make it more difficult for manufacturers to utilize the 510(k) clearance process for their products. For example, in November 2018, FDA officials announced forthcoming steps that the FDA intends to take to modernize the premarket notification pathway under Section 510(k) of the FDCA. Among other things, the FDA announced that it planned to develop proposals to drive manufacturers utilizing the 510(k) pathway toward the use of newer predicates. These proposals included plans to potentially sunset certain older devices that were used as predicates

under the 510(k) clearance pathway, and to potentially publish a list of devices that have been cleared on the basis of demonstrated substantial equivalence to predicate devices that are more than 10 years old. The FDA also announced that it intends to finalize guidance to establish a premarket review pathway for “manufacturers of certain well-understood device types” as an alternative to the 510(k) clearance pathway and that such premarket review pathway would allow manufacturers to rely on objective safety and performance criteria recognized by the FDA to demonstrate substantial equivalence, obviating the need for manufacturers to compare the safety and performance of their medical devices to specific predicate devices in the clearance process.

In May 2019, the FDA solicited public feedback on its plans to develop proposals to drive manufacturers utilizing the 510(k) pathway toward the use of newer predicates, including whether the FDA should publish a list of devices that have been cleared on the basis of demonstrated substantial equivalence to predicate devices that are more than 10 years old. The FDA requested public feedback on whether it should consider certain actions that might require new authority, such as whether to sunset certain older devices that were used as predicates under the 510(k) clearance pathway. These proposals have not yet been finalized or adopted, and the FDA may work with Congress to implement such proposals through legislation. More recently, in September 2019, the FDA finalized the aforementioned guidance to describe an optional “safety and performance based” premarket review pathway for manufacturers of “certain, well-understood device types” to demonstrate substantial equivalence under the 510(k) clearance pathway, by demonstrating that such device meets objective safety and performance criteria established by the FDA, obviating the need for manufacturers to compare the safety and performance of their medical devices to specific predicate devices in the clearance process. The FDA intends to maintain a list device types appropriate for the “safety and performance based pathway” and develop product-specific guidance documents that identify the performance criteria for each such device type, as well as the testing methods recommended in the guidance documents, where feasible.

### *PMA Approval Pathway*

Class III devices require PMA approval before they can be marketed, although some pre-amendment Class III devices for which the FDA has not yet required a PMA are cleared through the 510(k) process. The PMA process is more demanding than the 510(k) premarket notification process. In a PMA, the manufacturer must demonstrate that the device is safe and effective, and the PMA must be supported by extensive data, including data from preclinical studies and human clinical trials. The PMA must also contain a full description of the device and its components, a full description of the methods, facilities, and controls used for manufacturing, and proposed labeling. Following receipt of a PMA, the FDA determines whether the application is sufficiently complete to permit a substantive review. If the FDA accepts the application for review, it has 180 days under the FDCA to complete its review of a PMA, although in practice, the FDA’s review often takes significantly longer, and can take up to several years. An advisory panel of experts from outside the FDA may be convened to review and evaluate the application and provide recommendations to the FDA as to the approvability of the device. The FDA may or may not accept the panel’s recommendation. In addition, the FDA will generally conduct a pre-approval inspection of the applicant or its third-party manufacturers’ or suppliers’ manufacturing facility or facilities to ensure compliance with the QSR. PMA devices are also subject to the payment of user fees.

The FDA will approve the new device for commercial distribution if it determines that the data and information in the PMA constitute valid scientific evidence and that there is reasonable assurance that the device is safe and effective for its intended use(s). The FDA may approve a PMA with post-approval conditions intended to ensure the safety and effectiveness of the device, including, among other things, restrictions on labeling, promotion, sale and distribution, and collection of long-term follow-up data from patients in the clinical study that supported PMA approval or requirements to conduct additional clinical studies post-approval. The FDA may condition PMA approval on some form of post-market surveillance when deemed necessary to protect the public health or to provide additional safety and efficacy data for the device in a larger population or for a longer period of use. In such cases, the manufacturer might be required to follow certain patient groups for a number of years and to make periodic reports to the FDA on the clinical status of those patients. Failure to comply with the conditions of approval can result in material adverse enforcement action, including withdrawal of the approval.

## [Table of Contents](#)

Certain changes to an approved device, such as changes in manufacturing facilities, methods, or quality control procedures, or changes in the design performance specifications, which affect the safety or effectiveness of the device, require submission of a PMA supplement. PMA supplements often require submission of the same type of information as a PMA, except that the supplement is limited to information needed to support any changes from the device covered by the original PMA and may not require as extensive clinical data or the convening of an advisory panel. Certain other changes to an approved device require the submission of a new PMA, such as when the design change causes a different intended use, mode of operation, and technical basis of operation, or when the design change is so significant that a new generation of the device will be developed, and the data that were submitted with the original PMA are not applicable for the change in demonstrating a reasonable assurance of safety and effectiveness. None of our products are currently marketed pursuant to a PMA.

### *Clinical Trials*

Clinical trials are almost always required to support a PMA and are sometimes required to support a 510(k) submission. All clinical investigations of devices to determine safety and effectiveness must be conducted in accordance with the FDA's IDE regulations which govern investigational device labeling, prohibit promotion of the investigational device, and specify an array of recordkeeping, reporting and monitoring responsibilities of study sponsors and study investigators. If the device presents a "significant risk," to human health, as defined by the FDA, the FDA requires the device sponsor to submit an IDE application to the FDA, which must become effective prior to commencing human clinical trials. A significant risk device is one that presents a potential for serious risk to the health, safety or welfare of a patient and either is implanted, used in supporting or sustaining human life, substantially important in diagnosing, curing, mitigating or treating disease or otherwise preventing impairment of human health, or otherwise presents a potential for serious risk to a subject. An IDE application must be supported by appropriate data, such as animal and laboratory test results, showing that it is safe to test the device in humans and that the testing protocol is scientifically sound. The IDE will automatically become effective 30 days after receipt by the FDA unless the FDA notifies the company that the investigation may not begin. If the FDA determines that there are deficiencies or other concerns with an IDE for which it requires modification, the FDA may permit a clinical trial to proceed under a conditional approval.

In addition, the study must be approved by, and conducted under the oversight of, an IRB for each clinical site. The IRB is responsible for the initial and continuing review of the IDE, and may pose additional requirements for the conduct of the study. If an IDE application is approved by the FDA and one or more IRBs, human clinical trials may begin at a specific number of investigational sites with a specific number of patients, as approved by the FDA. If the device presents a non-significant risk to the patient, a sponsor may begin the clinical trial after obtaining approval for the trial by one or more IRBs without separate approval from the FDA, but must still follow abbreviated IDE requirements, such as monitoring the investigation, ensuring that the investigators obtain informed consent, and labeling and record-keeping requirements. Acceptance of an IDE application for review does not guarantee that the FDA will allow the IDE to become effective and, if it does become effective, the FDA may or may not determine that the data derived from the trials support the safety and effectiveness of the device or warrant the continuation of clinical trials. An IDE supplement must be submitted to, and approved by, the FDA before a sponsor or investigator may make a change to the investigational plan that may affect its scientific soundness, study plan or the rights, safety or welfare of human subjects.

During a study, the sponsor is required to comply with the applicable FDA requirements, including, for example, trial monitoring, selecting clinical investigators and providing them with the investigational plan, ensuring IRB review, adverse event reporting, record keeping and prohibitions on the promotion of investigational devices or on making safety or effectiveness claims for them. The clinical investigators in the clinical study are also subject to FDA's regulations and must obtain patient informed consent, rigorously follow the investigational plan and study protocol, control the disposition of the investigational device, and comply with all reporting and recordkeeping requirements. Additionally, after a trial begins, we, the FDA or the IRB could suspend or terminate a clinical trial at any time for various reasons, including a belief that the risks to study subjects outweigh the anticipated benefits.



*Post-market Regulation*

After a device is cleared or approved for marketing, numerous and pervasive regulatory requirements continue to apply. These include:

- establishment registration and device listing with the FDA;
- QSR requirements, which require manufacturers, including third-party manufacturers, to follow stringent design, testing, control, documentation and other quality assurance procedures during all aspects of the design and manufacturing process;
- labeling regulations and FDA prohibitions against the promotion of investigational products, or the promotion of “off-label” uses of cleared or approved products;
- requirements related to promotional activities;
- clearance or approval of product modifications to 510(k)-cleared devices that could significantly affect safety or effectiveness or that would constitute a major change in intended use of one of our cleared devices, or approval of certain modifications to PMA-approved devices;
- medical device reporting regulations, which require that a manufacturer report to the FDA if a device it markets may have caused or contributed to a death or serious injury, or has malfunctioned and the device or a similar device that it markets would be likely to cause or contribute to a death or serious injury, if the malfunction were to recur;
- correction, removal and recall reporting regulations, which require that manufacturers report to the FDA field corrections and product recalls or removals if undertaken to reduce a risk to health posed by the device or to remedy a violation of the FDCA that may present a risk to health;
- the FDA’s recall authority, whereby the agency can order device manufacturers to recall from the market a product that is in violation of governing laws and regulations; and
- post-market surveillance activities and regulations, which apply when deemed by the FDA to be necessary to protect the public health or to provide additional safety and effectiveness data for the device.

Our manufacturing processes are required to comply with the applicable portions of the QSR, which cover the methods and the facilities and controls for the design, manufacture, testing, production, processes, controls, quality assurance, labeling, packaging, distribution, installation and servicing of finished devices intended for human use. The QSR also requires, among other things, maintenance of a device master file, device history file, and complaint files. As a manufacturer, we are subject to periodic scheduled or unscheduled inspections by the FDA. Our failure to maintain compliance with the QSR requirements could result in the shut-down of, or restrictions on, our manufacturing operations and the recall or seizure of our products, which would have a material adverse effect on our business. The discovery of previously unknown problems with any of our products, including unanticipated adverse events or adverse events of increasing severity or frequency, whether resulting from the use of the device within the scope of its clearance or off-label by a physician in the practice of medicine, could result in restrictions on the device, including the removal of the product from the market or voluntary or mandatory device recalls.

The FDA has broad regulatory compliance and enforcement powers. If the FDA determines that we failed to comply with applicable regulatory requirements, it can take a variety of compliance or enforcement actions, which may result in any of the following sanctions:

- untitled letters, warning letters, fines, injunctions, consent decrees and civil penalties;

## Table of Contents

- unanticipated expenditures to address or defend such actions;
- customer notifications or repair, replacement, refunds, recall, detention or seizure of our products;
- operating restrictions, partial suspension or total shutdown of production;
- refusing or delaying our requests for regulatory approvals or clearances of new products or modified products;
- withdrawing a PMA application that has already been granted;
- refusal to grant export approval for our products; or
- criminal prosecution.

### ***Current FDA Regulatory Status***

We currently have regulatory clearances required to market the Tablo Hemodialysis System in the U.S. for use in patients with acute and/or chronic renal failure, with or without ultrafiltration, in an acute or chronic care facility. The Tablo Hemodialysis System is also indicated for use in the home and observed by a trained individual. The Tablo Hemodialysis System is not cleared by the FDA for CRRT. Treatments must be administered under physician's prescription and observed by a trained individual who is considered competent in the use of the device. FDA's authorizations for the Tablo System and Tablo Cartridge have thus far been granted as 510(k) clearances.

While the Tablo Hemodialysis System is indicated for use in the home, FDA recently notified us that the Tablo System is subject to a mandatory post-market surveillance order under Section 522 of the Federal Food Drug and Cosmetic Act (FDCA). FDA has required that we conduct a human factors study, as well as conduct a detailed analysis of adverse events and complaints from home users. In response to the 522 order, we have submitted a simulated human factors test protocol to the agency. We had previously committed to FDA to conduct this study as a validation activity while the Tablo 510(k) was under review by FDA. The study was designed in accordance with FDA human factors guidance. By the time that the 522 Order was issued, we had already begun and completed a substantial portion of this simulated use human factors validation testing. Because the study design also is consistent with the types of postmarket surveillance that can be used to respond to a 522 Order per FDA's 522 guidance, we believe that the existing study sufficiently addresses FDA's 522 Order. Study enrollment was halted due to the COVID-19 pandemic and regional shelter-in-place orders. Once we are able to complete our study, a final report will be provided to the FDA.

We continue to seek opportunities for product improvements and feature enhancements, which will, from time to time, require FDA clearance or approval before commercial launch.

### ***Healthcare Fraud and Abuse Laws***

Certain U.S. federal healthcare fraud and abuse laws apply by virtue of the fact that our customers will submit claims for our products and services that are reimbursed, in whole or in part, by Medicare, Medicaid, or other federal health care programs (as that term is defined at 42 U.S.C. § 1320a-7b(f)). The principal federal fraud and abuse laws that apply in these circumstances are discussed below.

The federal Anti-Kickback Statute is a broad criminal statute that, among other things, prohibits the knowing and willful offer, solicitation, receipt, or payment of any remuneration, directly or indirectly, overtly or covertly, in cash or in kind, for the purpose of inducing or rewarding the order, purchase, use or recommendation of items or services that may be paid for, or reimbursed by, in whole or in part, a federal health care program,

## [Table of Contents](#)

such as Medicare or Medicaid. This includes products, like Tablo, that are not directly reimbursed but are purchased and used in a service paid for by such programs. Further, the term “remuneration” has been broadly interpreted to include anything of value. The Affordable Care Act health care reform legislation specified that any claims submitted as a result of a violation of the federal Anti-Kickback Statute constitute false claims and are subject to enforcement under the federal False Claims Act, which is discussed in more detail below. Government officials have focused recent federal Anti-Kickback Statute enforcement efforts on, among other things, the sales and marketing activities of medical device manufacturers and other healthcare companies, and recently have brought cases against individuals or entities who allegedly offered unlawful inducements to potential or existing customers in an attempt to procure their business. Judgments and settlements of these cases by healthcare companies have involved significant fines and, in some instances, criminal pleas and convictions. Conviction under the federal Anti-Kickback Statute results in mandatory exclusion from participation in the federal health care programs, meaning an entity cannot receive reimbursement from federal health care programs or contract with anyone who receives reimbursement from federal health care programs. Violations are subject to, among other things, imprisonment and significant criminal fines for each violation under the Anti-Kickback Statute, plus up to three times the remuneration involved and other civil penalties under the False Claims Act, as discussed in more detail below.

Given the breadth of the federal Anti-Kickback Statute, and to allow innocuous or beneficial arrangements that may be technically prohibited by the law, the statute contains some statutory exceptions and there are regulatory safe harbors that protect certain arrangements from liability under the law when all elements of an applicable exception or safe harbor are met. Given that the Anti-Kickback Statute is an intent-based law, the failure of a transaction or arrangement to fit precisely within an exception or safe harbor does not necessarily mean that it is illegal or that prosecution will be pursued. However, these exceptions and safe harbors are narrowly drawn. Conduct and business arrangements that do not fully satisfy all elements of an applicable exception or safe harbor may result in increased scrutiny by government enforcement authorities such as the Department of Health and Human Services (HHS) OIG, the agency tasked with enforcing the federal Anti-Kickback Statute. If scrutinized, arrangements that implicate the federal Anti-Kickback Statute, and that do not fall within an exception or safe harbor, are analyzed by the OIG and other enforcement authorities on a case-by-case basis with review based on the totality of the facts and circumstances to assess whether a given arrangement involves the intent and conduct prohibited by the federal Anti-Kickback Statute.

The FCA imposes civil penalties against individuals or entities for, among other things, knowingly presenting, or causing to be presented, claims for payment to the government that are false or fraudulent, or knowingly making, using or causing to be made or used a false record or statement material to such a false or fraudulent claim, or knowingly concealing or knowingly and improperly avoiding, decreasing, or concealing an obligation to pay money to the federal government. This statute also permits a private individual acting as a “qui tam whistleblower” to bring actions on behalf of the federal government alleging violations of the FCA and to share in any monetary recovery. FCA liability is potentially significant in the healthcare industry because the statute provides for treble damages and mandatory penalties for each false claim or statement. Government enforcement agencies and private whistleblowers have investigated medical device manufacturers for or asserted liability under the FCA for a variety of alleged inappropriate promotional and marketing activities, including those involving the provision of free product or other items of value to customers, certain financial arrangements with healthcare providers, the provision of billing, coding, and reimbursement advice, and purported “off-label” promotion of products, among other things.

Another key federal healthcare law is the federal health care fraud statute, which was added by HIPAA. The federal health care fraud statute, broadly stated, prohibits defrauding or attempting to defraud “any health care benefit program,” including both private third-party payors and government health care programs.

The Sunshine Act was enacted by Congress in 2010 as part of the Affordable Care Act and was amended in 2018 by the Substance Use-Disorder Prevention that Promotes Opioid Recovery and Treatment for Patients and Communities Act. The Sunshine Act requires us to collect and report annually certain data on

## [Table of Contents](#)

payments and other transfers of value we make to U.S.-licensed physicians, teaching hospitals, and, for reporting beginning January 1, 2022, U.S.-licensed physician assistants, nurse practitioners, clinical nurse specialists, certified nurse anesthetists, and certified nurse-midwives. The data are sent to CMS for public disclosure on the Open Payments website.

In addition to these federal laws, there are often similar state anti-kickback and false claims laws that typically apply to arrangements involving reimbursement by a state-funded Medicaid or other health care program. Often, these laws closely follow the language of their federal law counterparts, although they do not always have the same exceptions or safe harbors. In some states, these anti-kickback laws apply with respect to all payors, including commercial health insurance companies.

A number of states have enacted laws that require pharmaceutical and medical device companies to monitor and report payments, gifts and other remuneration made to physicians and other healthcare providers, and, in some states, marketing expenditures. In addition, some state statutes impose outright bans on certain manufacturer gifts to physicians or other health care professionals. Some of these laws, referred to as “aggregate spend” or “gift” laws, carry substantial fines if they are violated.

Through our compliance efforts, we constantly strive to structure our business operations and relationships with our customers to comply with all applicable legal requirements. However, many of the laws and regulations applicable to us are broad in scope and may be interpreted or applied by prosecutorial, regulatory or judicial authorities or whistleblowers in ways that we cannot predict. Thus, it is possible that governmental entities or other parties could interpret these laws differently or assert non-compliance with respect to one or more of our business operations and relationships. Moreover, the standards of business conduct expected of healthcare companies under these laws and regulations have become more stringent in recent years, even in instances where there has been no change in statutory or regulatory language. If our operations are found to be in violation of any of these laws or any other governmental regulations that may apply to us, we may be subject to significant civil, criminal and administrative penalties, damages, fines, imprisonment, and/or exclusion from government funded healthcare programs, such as Medicare and Medicaid. In addition, we may become subject to additional oversight and reporting requirements under a corporate integrity agreement as part of a settlement to resolve allegations of non-compliance with these laws (even if we do not admit violations). We may also need to curtail or restructure our operations as a result of being found to violate these laws, having such violations asserted against us, or based on enforcement actions instituted with respect to comparable practices by others. Any of these outcomes could have an adverse effect on our financial condition and ability to conduct our operations.

### ***Privacy and Security***

Numerous federal and state laws and regulations, including HIPAA and the HITECH Act, govern the collection, dissemination, security, use and confidentiality of patient-identifiable health information or personal information. In the course of performing our business we obtain PII, including health-related information. Such laws and regulations relating to privacy, data protection, and consumer protection are evolving and subject to potentially differing interpretations. These requirements may be interpreted and applied in a manner that varies from one jurisdiction to another and/or may conflict with other laws or regulations. HIPAA establishes a set of national privacy and security standards for the protection of individually identifiable health information, including PHI for certain covered entities, including healthcare providers that submit certain covered transactions electronically, as well as their “business associates,” which are persons or entities that perform certain services for, or on behalf of, a covered entity that involve creating, receiving, maintaining or transmitting PHI. Penalties for failure to comply with a requirement of HIPAA and HITECH vary significantly depending on the failure and could include civil monetary or criminal penalties. HIPAA also authorizes state attorneys general to file suit under HIPAA on behalf of state residents. Courts can award damages, costs and attorneys’ fees related to violations of HIPAA in such cases. While HIPAA does not create a private right of action allowing individuals to sue us in civil court for HIPAA violations, its standards have been used as the basis for a duty of care claim in state civil suits such as those for negligence or recklessness in the misuse or breach of PHI.

## [Table of Contents](#)

In addition, various federal and state legislative and regulatory bodies, or self-regulatory organizations, may expand current laws or regulations, enact new laws or regulations or issue revised rules or guidance regarding privacy, data protection and consumer protection. For instance, the CCPA became effective on January 1, 2020. The CCPA gives California residents expanded rights to access and delete their personal information, opt out of certain personal information sharing and receive detailed information about how their personal information is used by requiring covered companies to provide new disclosures to California consumers (as that term is broadly defined) and provide such consumers new ways to opt-out of certain sales of personal information. The CCPA provides for civil penalties for violations, as well as a private right of action for data breaches that is expected to increase data breach litigation. Although there are limited exemptions for PHI and the CCPA's implementation standards and enforcement practices are likely to remain uncertain for the foreseeable future, the CCPA may increase our compliance costs and potential liability. Additionally, a new California ballot initiative, the California Privacy Rights Act, appears to have garnered enough signatures to be included on the November 2020 ballot in California, and if voted into law by California residents, would impose additional data protection obligations on companies doing business in California, including additional consumer rights processes and opt outs for certain uses of sensitive data. It would also create a new California data protection agency specifically tasked to enforce the law, which would likely result in increased regulatory scrutiny of California businesses in the areas of data protection and security. Similar laws have been proposed in other states and at the federal level, and if passed, such laws may have potentially conflicting requirements that would make compliance challenging. Further, new health information standards, whether implemented pursuant to HIPAA, the HITECH Act, congressional action or otherwise, could have a significant effect on the manner in which we handle health-related information, and the cost of complying with these standards could be significant. If we do not comply with existing or new laws and regulations related to patient health information, we could be subject to criminal or civil sanctions.

Additionally, the FTC and many state attorneys general are interpreting existing federal and state consumer protection laws to impose evolving standards for the online collection, use, dissemination and security of health-related and other personal information. Courts may also adopt the standards for fair information practices promulgated by the FTC, which concern consumer notice, choice, security and access. Consumer protection laws require us to publish statements that describe how we handle personal information and choices individuals may have about the way we handle their personal information. If such information that we publish is considered untrue, we may be subject to government claims of unfair or deceptive trade practices, which could lead to significant liabilities and consequences. Furthermore, according to the FTC, violating consumers' privacy rights or failing to take appropriate steps to keep consumers' personal information secure may constitute unfair acts or practices in or affecting commerce in violation of Section 5 of the FTC Act.

We may also be subject to laws and regulations in foreign countries covering data privacy and other protection of health and employee information that may be more onerous than corresponding U.S. laws. These regulations may require that we obtain individual consent before we collect or process any sensitive personal data, restrict our use or transfer of personal data, impose technical and organizational measures to ensure the security of personal data, add obligations to our data analytics services, and require that we notify regulatory agencies, individuals or the public about any data security breaches. As we expand our international operations, we may be required to expend significant time and resources to put in place additional mechanisms to ensure compliance with multiple robust and evolving data privacy laws as they become applicable to our business.

Our business relies on secure and continuous processing of information and the availability of our IT networks and IT resources, as well as critical IT vendors that support our technology and data processing operations. Security breaches, computer malware and computer hacking attacks have become more prevalent across industries and may occur on our systems or those of our third-party service providers. Attacks upon information technology systems are increasing in their frequency, levels of persistence, sophistication and intensity, and are being conducted by sophisticated and organized groups and individuals with a wide range of motives and expertise. As a result of the COVID-19 pandemic, we may face increased cybersecurity risks due to our reliance on internet technology and the number of our employees who are working remotely, which may

create additional opportunities for cybercriminals to exploit vulnerabilities. OCR, in partnership with the Healthcare and Public Health Sector Coordinating Council, recently issued cybersecurity guidelines for healthcare organizations that reflect consensus-based, voluntary practices to cost-effectively reduce cybersecurity risks for organizations of varying sizes. Although these HHS-backed guidelines, entitled “*Health Industry Cybersecurity Practices: Managing Threats and Protecting Patients*,” are voluntary, they are likely to serve as an important reference point for the healthcare industry, and may cause us to invest additional resources in technology, personnel and programmatic cybersecurity controls as the cybersecurity risks we face continue to evolve.

We regularly monitor, defend against and respond to attacks to our networks and other information security incidents. Despite our information security efforts, our facilities, systems, and data, as well as those of our third party service providers, may be vulnerable to privacy and information security incidents such as data breaches, viruses or other malicious code, coordinated attacks, data loss, phishing attacks, ransomware, denial of service attacks, or other security or IT incidents caused by threat actors, technological vulnerabilities or human error. If we, or any of our IT support vendors, fail to comply with laws requiring the protection of sensitive personal information, or fail to safeguard and defend personal information or other critical data assets or IT systems, we may be subject to regulatory enforcement and fines as well as private civil actions. We may be required to expend significant resources in the response, containment, mitigation of cybersecurity incidents as well as in defense against claims that our information security was unreasonable or otherwise violated applicable laws or contractual obligations.

Failure to comply with applicable data protection laws and regulations could result in government enforcement actions (which could include civil and/or criminal penalties), private litigation and/or adverse publicity and could negatively affect our operating results and business.

### ***Reimbursement in the Clinic and Home Settings***

We sell our Tablo to dialysis clinics. These clinics, in turn, are reimbursed by Medicare, Medicaid, private insurers, and other third-party payors. Most patients who require regular dialysis, that is, those with ESRD, have coverage through Medicare Part B, which, effective January 1, 2011, pays dialysis clinics through a prospective, or bundled, payment system. Reimbursement is generally provided on a per treatment basis, and it is the same whether the patient is treated in the clinic or in the home setting. We believe that the current per treatment reimbursement amount received by our customers under Medicare Part B adequately covers the amortization of the cost of capital equipment, and specifically our Tablo console, as well as the per treatment supplies and disposables cost for Tablo, whether it is in the home or the in-clinic setting. Dialysis clinics’ continuing adoption of Tablo, however, will depend on whether the cost of treatments involving Tablo (including the amortized cost of the Tablo console and other capital equipment) will continue to be adequately covered by the reimbursement that the dialysis clinics receive from these third-party payors.

Under the ESRD prospective payment system, CMS generally makes a single bundled payment to the dialysis facility for each dialysis treatment that covers all renal dialysis services, which is broadly defined and includes home dialysis and most drugs. In October 2019, the CMS issued the final rule for CY 2020, which increased the base reimbursement rate per dialysis treatment to \$239.33, an increase of approximately 1.7% over the CY 2019 base rate of \$235.27. CMS may adjust the base rate to account for factors that increase the cost of providing dialysis to a certain patient, for example, based on patient factors such as age, body surface area, low body mass index, and certain comorbidities, and based on facility factors like volume and geographic location. With a vast majority of U.S. ESRD patients covered by Medicare, the Medicare reimbursement rate is an important factor in a potential customer’s decision to use the Tablo and limits the fees for which we can sell or rent the Tablo.

Additionally, current CMS rules limit the number of hemodialysis treatments paid for by Medicare Part B to three times a week, unless there is medical justification provided by the dialysis facility based on

## [Table of Contents](#)

information from the patient's physician for additional treatments. Using currently available technology, most patients who receive home dialysis have been prescribed to receive more than three treatments per week. The Tablo system can allow providers to prescribe as few as three home dialysis treatments per week. However, to the extent that providers continue to prescribe more than three home dialysis treatments per week and Medicare contractors determine they will not pay for such additional treatments, adoption of the Tablo system could be adversely impacted. As there is not a uniform national standard for what constitutes medical justification, a clinic's decision as to how much it is willing to spend on home dialysis equipment and services will be at least partly dependent on the number of weekly treatments prescribed for home dialysis with the Tablo system and, if greater than three, the level of confidence the center has in the predictability of receiving reimbursement from Medicare for additional treatments per week based on submitted claims for medical justification.

Beginning January 1, 2021, more dialysis patients are expected to have coverage under a Medicare Advantage plan when changes from the 21st Century Cures Act go into effect. While Medicare Advantage plans must provide at least the same level of coverage for Medicare beneficiaries as traditional Medicare, reimbursement to dialysis facilities will depend on each Medicare Advantage plan's contracts and network agreements with each dialysis facility. This reimbursement, and patient's coverage for dialysis, could potentially be more favorable than Medicare Part B coverage and payment for dialysis services, but such details will vary by plan.

On July 13, 2020, the Centers for Medicare and Medicaid Services (CMS) published a proposed rule to update payment policies and rates under the Medicare End-Stage Renal Disease (ESRD) Prospective Payment System (PPS) for calendar year 2021. The agency's proposal is aimed at, among other things, encouraging the development of new and innovative home dialysis machines that would give Medicare beneficiaries more dialysis treatment options in the home and to improve their quality of life. Specifically, the proposed rule proposes including capital equipment in transitional add-on payment adjustment for new and innovative equipment and supplies (TPNIES). Only capital-related assets that are new home dialysis machines cleared by FDA after January 2020 would be eligible for application. Consistent with other dialysis equipment and supplies that are potentially eligible for the TPNIES, CMS would evaluate applications to determine whether the home dialysis machine represents an advance that substantially improves the diagnosis or treatment of Medicare beneficiaries compared to existing technology and meets other regulatory requirements. If finalized, CMS would pay 65% of the Medicare Administrative Contractor-determined pre-adjusted per treatment amount for two calendar years for those home dialysis machines that receive TPNIES.

We submitted a TPNIES application in January 2020 for the Tablo cartridge for use with the Tablo Hemodialysis System. In evaluating our application, CMS found that evaluation of the cartridge must also include an assessment of the system itself. Since the TPNIES does not currently cover capital-related assets, the stand-alone cartridge likely does not meet the criteria for TPNIES at this time. We intend to submit an application for the Tablo Hemodialysis System at a future time.

Many ESRD patients also have Medicaid coverage that is supplemental to Medicare coverage, that is, it helps cover Medicare Part B coinsurance and items and services not covered by Medicare Part B, but some ESRD patients may have Medicaid as their primary coverage. Because Medicaid is a state-administered program, Medicaid reimbursement for dialysis services varies by state.

Finally, some patients may have coverage through private insurance, for example through a marketplace plan set up under the Affordable Care Act or through an employer or union group health plan. Private insurance reimbursement is generally higher than government reimbursement, but it varies by sponsor and plan.

### ***Reimbursement in the Critical Care Setting***

For Medicare patients, both acute kidney failure and fluid overload therapies provided in an in-patient hospital setting are reimbursed under the Medicare Severity Diagnosis Related Group System. Under this system,

reimbursement is determined based on a patient's diagnoses, demographics, and procedures furnished during the stay, and is intended to cover all of the hospital's costs of treating the patient. Longer hospitalization stays and higher labor needs, which are typical for patients with acute kidney failure and fluid overload, must be managed for care of these patients to be cost-effective. Similar to dialysis clinics that are reimbursed by Medicare under the ESRD bundled payment methodology, we believe that there is a significant incentive for hospitals to find the most cost-efficient way to treat these patients in order to improve hospital economics for these therapies.

### ***United States Health Reform***

Changes in healthcare policy could increase our costs and subject us to additional regulatory requirements that may interrupt commercialization of our current and future products, decrease our revenue and adversely impact sales of, and pricing of and reimbursement for, our current and future products. The United States and some foreign jurisdictions are considering or have enacted a number of other legislative and regulatory proposals to change the healthcare system in ways that could affect our ability to sell our products profitably. Among policy makers and payors in the United States and elsewhere, there is significant interest in promoting changes in healthcare systems with the stated goals of containing healthcare costs, improving quality or expanding access. Current and future legislative proposals to further reform healthcare or reduce healthcare costs may limit coverage of or lower reimbursement for the procedures associated with the use of our products. The cost containment measures that payors and providers are instituting and the effect of any healthcare reform initiative implemented in the future could impact our revenue from the sale of our products.

The implementation of the Affordable Care Act in the United States, for example, has changed healthcare financing and delivery by both governmental and private insurers substantially, and affected medical device manufacturers significantly. The Affordable Care Act, among other things, implemented payment system reforms including a national pilot program on payment bundling to encourage hospitals, physicians and other providers to improve the coordination, quality and efficiency of certain healthcare services through bundled payment models. Additionally, the Affordable Care Act encouraged expanded eligibility criteria for Medicaid programs and created a new Patient-Centered Outcomes Research Institute to oversee, identify priorities in, and conduct comparative clinical effectiveness research, along with funding for such research.

There have been judicial challenges to certain aspects of the Affordable Care Act, as well as efforts by the Trump administration and Congress to repeal or replace or alter the implementation of certain aspects of the Affordable Care Act. For example, the Tax Cuts and Jobs Act of 2017, among other things, included a provision repealing, effective January 1, 2019, the tax-based shared responsibility payment, or penalty, imposed by the Affordable Care Act on certain individuals who fail to maintain qualifying health coverage for all or part of a year that is commonly referred to as the "individual mandate." The Further Consolidated Appropriations Act of 2020, Pub. L. No. 116-94, signed into law December 20, 2019, fully repealed the Affordable Care Act's "Cadillac Tax" on certain high cost employer-sponsored insurance plans, the annual fee imposed on certain health insurance providers based on market share (repeal effective in 2021), and the medical device excise tax on non-exempt medical devices. And, in December 2018, a federal district court in Texas ruled that the Affordable Care Act's individual mandate, without the penalty that was repealed effective January 1, 2019, was unconstitutional and could not be severed from the Affordable Care Act. As a result, the court ruled the remaining provisions of the Affordable Care Act were also invalid. The Fifth Circuit Court of Appeals affirmed the district court's ruling that the individual mandate was unconstitutional, but it remanded the case back to the district court for further analysis of whether the mandate could be severed from the Affordable Care Act (i.e., whether the entire Affordable Care Act was therefore also unconstitutional). The Supreme Court of the United States granted certiorari on March 2, 2020, and the case is expected to be decided by mid-2021.

In addition, other legislative changes have been proposed and adopted since the Affordable Care Act was enacted. For example, the Budget Control Act of 2011, among other things, resulted in reductions in payments to Medicare providers of 2% per fiscal year, which went into effect on April 1, 2013 and, due to subsequent legislative amendments to the statute, will remain in effect through 2030 unless additional



## [Table of Contents](#)

Congressional action is taken, with the exception of a temporary suspension of the 2% cut in Medicare payments from May 1, 2020 through December 31, 2020. Additionally, the American Taxpayer Relief Act of 2012, among other things, reduced CMS payments to several providers, including hospitals, and increased the statute of limitations period for the government to recover Medicare overpayments to providers from three to five years.

Moreover, other legislative and executive actions have encouraged the development of new payment and care models for ESRD patients. For example, the Dialysis PATIENTS Demonstration Act of 2017 proposed to establish a demonstration project to provide integrated care for Medicare beneficiaries with ESRD. Further, in July 2019, President Trump signed an executive order directing the Secretary of Health and Human Services to develop, among other things, payment models designed to identify and treat at-risk populations earlier in disease development, and in connection with the executive order, HHS announced a goal of having 80% of new ESRD patients in 2025 either receive dialysis at home or receive a transplant. CMS subsequently announced in a proposed rule the End-Stage Renal Disease Treatment Choices Model, which, if implemented, would be a mandatory payment model focused on encouraging greater use of home dialysis and kidney transplants. CMS also announced the implementation of four voluntary payment models with incentives to providers to delay the onset of dialysis and to incentivize kidney transplantation.

We believe that there will continue to be proposals and other actions by legislators at both the federal and state levels, and by regulators and third-party payors to reduce costs while expanding individual healthcare benefits. Certain of these changes could impose additional limitations on the rates we will be able to charge for our current and future products or the amounts of reimbursement available for our current and future products from governmental agencies or third-party payors. Current and future healthcare reform legislation and policies could have a material adverse effect on our business and financial condition.

### **Our Employees**

As of June 30, 2020, we had approximately 273 full-time employees.

### **Facilities**

In addition to the manufacturing facility in Tijuana, Mexico, we currently lease approximately 40,413 square feet for our corporate headquarters located in San Jose, California under a lease agreement that terminates in 2027. This facility supports research and development and general and administrative activities, as well as complimentary manufacturing and distribution for consoles and service parts. We believe that these facilities are sufficient to meet our current and anticipated needs in the near term and that additional space can be obtained on commercially reasonable terms as needed.

### **Legal Proceedings**

From time to time we may become involved in legal proceedings or investigations, which could have an adverse impact on our reputation, business and financial condition and divert the attention of our management from the operation of our business. We are not presently a party to any legal proceedings that, if determined adversely to us, would individually or taken together have a material adverse effect on our business, results of operations, financial condition or cash flows.

## MANAGEMENT

### Executive Officers and Directors

The following table sets forth information concerning our executive officers and directors as of August 31, 2020.

<u>Name</u>	<u>Age</u>	<u>Position(s)</u>
<b><i>Executive Officers</i></b>		
Leslie Trigg	49	President, Chief Executive Officer and Director
John L. Brottem	47	General Counsel
Rebecca Chambers	42	Chief Financial Officer
Martin Vazquez	51	Chief Operating Officer
<b><i>Non-Employee Directors</i></b>		
D. Keith Grossman <sup>(2)(3)</sup>	60	Chairman of the Board
Thomas J. Carella <sup>(2)</sup>	45	Director
Patrick T. Hackett <sup>(1)(3)</sup>	59	Director
Jim Hinrichs <sup>(1)</sup>	53	Director
Ali Osman <sup>(1)(2)(3)</sup>	32	Director

(1) Member of our audit committee

(2) Member of our compensation committee

(3) Member of our nominating and governance committee

The following are brief biographies describing the backgrounds of our executive officers and non-employee directors:

#### ***Executive Officers***

##### *Leslie Trigg*

Leslie Trigg has served as our President and Chief Executive Officer since November 2014. Ms. Trigg joined the Company from Warburg Pincus, a private equity firm, where she was an Executive in Residence from March 2012 to March 2014. Prior to that, Ms. Trigg served in several roles at Lutonix (acquired by CR Bard), a medical device company, from January 2010 to February 2012, most recently as Executive Vice President, and as Chief Business Officer of AccessClosure (acquired by Cardinal Health), a medical device company, from September 2006 to June 2009. She also previously held positions with FoxHollow Technologies (acquired by ev3/Covidien), a manufacturer of devices to treat peripheral artery disease, Cytyc, a diagnostic and medical device company, Pro-Duct Health (acquired by Cytyc), a medical device company, and Guidant, a cardiovascular medical device company. Ms. Trigg holds a B.S. degree from Northwestern University and an M.B.A. from The Haas School of Business, UC Berkeley.

We believe that Ms. Trigg is qualified to serve as our President and Chief Executive Officer and on our board of directors because of her experience in leadership and management roles at medical technology companies.

##### *John L. Brottem*

John L. Brottem has served as our General Counsel since May 2020. Prior to joining the Company, Mr. Brottem served in a number of roles at Omnicell, Inc., a leading provider of medication management automation solutions and adherence tools for healthcare systems and pharmacies: as Vice President, Legal and Deputy General Counsel from September 2019 to May 2020; as Vice President, Legal and Associate General

## Table of Contents

Counsel from April 2016 to September 2019; and Senior Director, Legal and Associate General Counsel from November 2011 to April 2016. Prior to Omnicell, Mr. Brottem was Corporate Counsel at Brocade Communications Systems, Inc., a networking solutions company, from January 2009 to November 2011; Corporate Counsel at Foundry Networks, Inc., a networking solutions company, from February 2008 to January 2009; and Associate at Cooley Godward Kronish LLP, an international law firm, from November 2001 to February 2008. Mr. Brottem holds a B.A. from Occidental College and a J.D. from the University of California, Davis, School of Law.

### *Rebecca Chambers*

Rebecca Chambers has served as our Chief Financial Officer since June 2019. Ms. Chambers joined the Company from Illumina, a genetic tools company, where she served in a number of roles: as the Vice President, Financial Planning and Analysis from July 2017 to May 2019, as Vice President, Investor Relations and Treasury from April 2015 to June 2017, and as Senior Director, Investor Relations from October 2012 to April 2015. Previously, Ms. Chambers served as Head of Investor Relations and Corporate Communications at Myriad Genetics, a molecular diagnostic company, from January 2011 to October 2012, and Senior Manager, Investor Relations at Life Technologies, a biotechnology company, from May 2009 to December 2010. She also previously held positions with Bank of America, a financial services company, and Millennium Pharmaceuticals, a biopharmaceutical company. Ms. Chambers holds a B.S. from John Carroll University and an M.B.A. from The S.C. Johnson Graduate School of Management, Cornell University.

### *Martín Vazquez*

Martín Vazquez has served as our Chief Operating Officer since November 2017. Prior to joining the Company, Mr. Vazquez was Vice President of North America Operations and Global Sales and Operations Planning at Abbott Rapid Dx (formerly Alere), a rapid point-of-care diagnostics company, from July 2015 to November 2017. Prior to that, Mr. Vazquez served as Vice President, Manufacturing Management/WW Operations at Becton Dickinson, a medical technology company, from March 2012 to June 2015, and Director Operations Mexico at Smiths Medical, a manufacturer of specialty medical devices, from May 2009 to March 2012. He also previously held positions with Integer Holdings (formerly Greatbatch Medical), a medical device manufacturing company, Alcon Laboratories, a subsidiary of Novartis AG focused on eye care products, Venusa, a medical device manufacturing company, and Ethicon (J&J), a medical device company. Mr. Vazquez holds a B.S. from University of Texas at El Paso and an M.B.A. from The Marshall School of Business, University of Southern California.

### ***Non-Employee Directors***

#### *D. Keith Grossman*

D. Keith Grossman has served as Chairman of our board of directors since April 2014. Mr. Grossman has served as Vice Chairman of Alcon Laboratories, a subsidiary of Novartis AG focused on eye care products, since April 2019; Chairman and Chief Executive Officer of Nevro, a medical device company, since March 2019; and as a member of the board of directors of ViewRay, a medical device company in the field of cancer therapy, since July 2018. Previously, he was Chief Executive Officer and President of Thoratec, a medical device company, from September 2014 to December 2015 and from January 1996 to January 2006; Chief Executive Officer and President of Conceptus, a manufacturer and developer of medical devices, from December 2011 to June 2013; and Managing Director for TPG, a private equity firm, from September 2007 to December 2011. He also previously held positions with Eon Labs, a pharmaceutical company, SulzerMedica, a manufacturer of implantable medical devices, and American Hospital Supply/McGaw Labs, a medical supply company. Mr. Grossman served on the board of directors of Zeltiq (acquired by Allergan), a company that markets and licenses devices used for cryolipolysis procedures, from October 2013 to May 2017; Kyphon (acquired by Medtronic), a medical device company, from May 2007 to November 2007; Intuitive Surgical, a medical device

## [Table of Contents](#)

company, from April 2003 to April 2010; and Tandem Diabetes Care, a medical device company, from April 2010 to January 2012. Mr. Grossman has also served on the board of directors of a number of private companies. Mr. Grossman holds a B.S. from Ohio State University and an M.B.A. from the George L. Graziadio School of Business and Management, Pepperdine University.

We believe that Mr. Grossman is qualified to serve on our board of directors because of his experience in leadership and management roles at medical technology companies, as well as his experience as a board member and investor in the medical technology industry.

### *Thomas J. Carella*

Thomas J. Carella has served on our board of directors since April 2019. Mr. Carella has served as a Managing Director at Warburg Pincus, a private equity firm, since September 2016. Prior to joining Warburg Pincus, Mr. Carella was a Partner in the Merchant Banking Division of Goldman Sachs, a financial services company and Global Head of the division's private equity activities in the healthcare sector. Mr. Carella serves on the board of directors of Alignment Healthcare, an integrated clinical care company, since March 2017; CityMD/Summit Medical Group, a urgent care provider, since June 2017; SOC Telemed, a provider of acute care telemedicine, since February 2017; Vertice Pharma, a specialty pharmaceuticals company, since April 2020; WebPT, a physical therapy software company, since August 2019; and Polyplus Transfection SA, a biotechnology company, since April 2020. Mr. Carella previously served on the board of directors of T2 Biosystems, Inc., a diagnostics company, from March 2013 to March 2016. Mr. Carella has also served on the boards of directors of a number of private companies. Mr. Carella holds a B.A. from Harvard College and an M.B.A. from Harvard Business School.

We believe that Mr. Carella is qualified to serve on our board of directors because of his experience as a board member and investor in the life sciences industry.

### *Patrick T. Hackett*

Patrick T. Hackett has served on our board of directors since May 2019. Mr. Hackett has served on the board of directors of Intelligent Medical Objects, a private healthcare software company, since January 2017. Previously, Mr. Hackett served as a Managing Director at Warburg Pincus, a private equity firm, from June 1990 to July 2017. He previously held positions with Cove Capital Associates, a private merchant banking partnership, Acadia Partners, a private equity firm, and Donaldson, Lufkin and Jenrette, an investment bank. Mr. Hackett has served on the board of directors of Stamford Health System, a nonprofit community hospital in Connecticut, since May 2016. He also served on the board of directors of Bridgepoint Education, a provider of post-secondary education services, from February 2008 to November 2017; Yodlee (acquired by Envestnet), a data aggregation and data analytics platform company, from January 2008 to October 2015; and Nuance Communications, a provider of voice and language software, from January 2009 to September 2014. Mr. Hackett has also served on the board of directors of a number of private companies. Mr. Hackett holds a B.A. from the University of Pennsylvania and a B.S. from The Wharton School, University of Pennsylvania.

We believe that Mr. Hackett is qualified to serve on our board of directors because of his experience as a board member and investor, particularly in the life sciences industry.

### *Jim Hinrichs*

Jim Hinrichs has served on our board of directors since February 2020. Mr. Hinrichs has served on the board of directors of Orthofix, a spinal care solutions company, since April 2014; Integer Holdings, a medical device manufacturing company, since February 2018; Acutus Medical, a dynamic arrhythmia care company, since September 2019; and Cibus, a gene-editing company for agriculture, since July 2019. Mr. Hinrichs previously served as Chief Financial Officer of Cibus from May 2018 to July 2019 and Executive Vice President

## Table of Contents

and Chief Financial Officer of Alere (acquired by Abbott Labs), a diagnostics company, from April 2015 to October 2017. Mr. Hinrichs previously held various positions at CareFusion (acquired by Becton Dickinson), a medical device company, serving as Chief Financial Officer from December 2010 to March 2015, Senior Vice President Global Customer Support from December 2009 to December 2010, and SVP Controller from January 2009 to December 2009. Before that, Mr. Hinrichs held various financial leadership positions at Cardinal Health and Merck & Co. Mr. Hinrichs holds a B.S. from Carnegie Mellon University and an M.S. from The Tepper School of Business, Carnegie Mellon University.

We believe that Mr. Hinrichs is qualified to serve on our board of directors because of his experience in leadership and management roles at medical technology companies and his experience as a board member and investor in the medical technology industry, as well as his financial experience.

### *Ali Osman*

Ali Osman has served on our board of directors since February 2020 and previously served as an observer on our board from May 2019 to February 2020 and an acting board member from August 2018 to May 2019. Mr. Osman has served in several positions with Mubadala Investment Company (Mubadala), an investment company based in Abu Dhabi in the United Arab Emirates, since June 2010, most recently as Senior Vice President, and as a board member of Sterling Pharma Solutions, a contract development and manufacturing company, since July 2019. Mr. Osman has also served on the boards of a number of private companies. Mr. Osman holds a B.S.E. from Tufts University and an M.B.A. from Harvard Business School.

We believe that Mr. Osman is qualified to serve on our board of directors because of his experience as a board member and investor, particularly in the life sciences industry.

## **Family Relationships**

There are no family relationships among any of our executive officers or directors.

## **Corporate Governance**

Our business is managed under the direction of our board of directors, which currently consists of seven directors. Our directors hold office until the earlier of their death, resignation, removal or disqualification, or until their successors have been elected and qualified. Prior to the completion of this offering, the members of our board of directors were elected in compliance with the provisions of our amended and restated certificate of incorporation and our amended and restated stockholders agreement (Stockholders Agreement) with certain holders of our capital stock, and, under the terms of the Stockholders Agreement, the stockholders who are party to the Stockholders Agreement have agreed to vote their respective shares to elect: (1) one director who is our then-current chief executive officer, currently Leslie Trigg; (2) two directors designated by Warburg Pincus, currently Thomas J. Carella and Patrick Hackett; (3) one director designated by Mubadala, currently Ali Osman; and (4) two directors designated by a majority of the other sitting directors, which majority must include at least one director appointed by Warburg Pincus, currently D. Keith Grossman and Jim Hinrichs.

Following the completion of this offering, the Stockholders Agreement will require us to, among other things, for as long as Warburg Pincus or Mubadala, together with their respective affiliates, own at least 5% and 7%, respectively, of our issued and outstanding common stock, nominate and use our best efforts (including, without limitation, soliciting proxies for each of the Warburg Pincus and Mubadala designees to the same extent as we do for any of our other nominees to our board of directors) to have (i) such number of individuals designated by Warburg Pincus and its affiliates elected to our board of directors so that the number of individuals designated by Warburg Pincus and its affiliates for election to our board of directors as compared to the size of our board of directors is proportionate to the number of shares of issued and outstanding common stock then owned by Warburg Pincus and its affiliates as compared to the number of shares of issued and outstanding

## [Table of Contents](#)

common stock at such time, and (ii) one individual designated by Mubadala elected to our board of directors. As long as Warburg Pincus and its affiliates own at least 5% of the issued and outstanding common stock, Warburg Pincus shall have the right to designate at least one individual for election to our board of directors. Any Warburg Pincus or Mubadala designees serving on our board of directors will also have the right to sit on any committees of our board of directors, and on the boards of directors or boards of managers of any of our subsidiaries, subject in each case to the applicable rules and regulations of the stock exchange on which we are listed.

### ***Classified Board of Directors***

Upon the completion of this offering, our board of directors will consist of six members and be divided into three classes of directors that will serve staggered three-year terms. At each annual meeting of stockholders, a class of directors will be elected for a three-year term to succeed the same class whose term is then expiring. As a result, only one class of directors will be elected at each annual meeting of our stockholders, with the other classes continuing for the remainder of their respective three-year terms. Effective upon the closing of this offering, our directors will be divided among the three classes as follows:

- the Class I directors will be Leslie Trigg and Thomas J. Carella, and their terms will expire at the first annual meeting of stockholders to be held after the completion of this offering;
- the Class II directors will be D. Keith Grossman and Patrick T. Hackett, and their terms will expire at the second annual meeting of stockholders to be held after the completion of this offering; and
- the Class III directors will be Jim Hinrichs and Ali Osman, and their terms will expire at the third annual meeting of stockholders to be held after the completion of this offering.

Each director's term continues until the election and qualification of his or her successor, or his or her earlier death, resignation or removal. Our amended and restated certificate of incorporation and bylaws to be in effect upon the completion of this offering will authorize only our board of directors to fill vacancies on our board of directors. Any increase or decrease in the number of directors will be distributed among the three classes so that, as nearly as possible, each class will consist of one-third of the directors. This classification of our board of directors may have the effect of delaying or preventing changes in control of our company. See the section titled "Description of Capital Stock—Anti-Takeover Provisions."

### ***Director Independence***

In connection with this offering, we have applied to list our common stock on The Nasdaq Global Select Market. Under the rules of The Nasdaq Global Select Market, independent directors must comprise a majority of a listed company's board of directors within a specified period after the completion of this offering. In addition, the rules of The Nasdaq Global Select Market require that, subject to specified exceptions, each member of a listed company's audit, compensation and nominating and governance committees be independent. Under the rules of The Nasdaq Global Select Market, a director will only qualify as an "independent director" if, in the opinion of that company's board of directors, that person does not have a relationship that would interfere with the exercise of independent judgment in carrying out the responsibilities of a director.

Additionally, compensation committee members must not have a relationship with us that is material to the director's ability to be independent from management in connection with the duties of a compensation committee member.

Audit committee members must also satisfy the independence criteria set forth in Rule 10A-3 under the Exchange Act. In order to be considered independent for purposes of Rule 10A-3, a member of an audit committee of a listed company may not, other than in his or her capacity as a member of the audit committee, the board of directors or any other board committee: accept, directly or indirectly, any consulting, advisory or other

## Table of Contents

compensatory fee from the listed company or any of its subsidiaries; or be an affiliated person of the listed company or any of its subsidiaries. We intend to satisfy the audit committee independence requirements of Rule 10A-3 as of the completion of this offering.

Our board of directors has undertaken a review of the independence of each director and considered whether each director has a material relationship with us that could compromise his or her ability to exercise independent judgment in carrying out his or her responsibilities. As a result of this review, our board of directors determined that, with the exception of our Chief Executive Officer, Leslie Trigg, each member of our board of directors is an “independent director” as defined under the applicable rules and regulations of the SEC and the listing requirements and rules of The Nasdaq Global Select Market. In making these determinations, our board of directors reviewed and discussed information provided by the directors and by us with regard to each director’s business and personal activities and relationships as they may relate to us and our management, including the beneficial ownership of our common stock by each non-employee director and the transactions involving them described in the section titled “Certain Relationships and Related Party Transactions.”

### **Board Committees**

Our board of directors has established an audit committee, a compensation committee and a nominating and governance committee prior to the completion of this offering, each of which will operate pursuant to a charter adopted by our board of directors and which will be effective prior to the consummation of this offering. The composition and responsibilities of each of the committees of our board of directors are described below. Members serve on these committees until their resignation or until otherwise determined by our board of directors. Our board of directors may establish other committees as it deems necessary or appropriate from time to time. Following the completion of this offering, copies of the charters for each committee will be available on our website. Reference to our website does not constitute incorporation by reference of the information contained at or accessible through our website into this prospectus or the registration statement of which it forms a part.

### ***Audit Committee***

Our audit committee consists of Patrick T. Hackett, Jim Hinrichs and Ali Osman, with Jim Hinrichs serving as the chairperson. Our board of directors has determined that each member of our audit committee is independent within the meaning of Rule 10A-3 under the Exchange Act. Our board of directors has also determined that Jim Hinrichs is an “audit committee financial expert” as defined by the applicable SEC rules and has the requisite accounting or related financial management expertise and financial sophistication under the applicable rules and regulations of The Nasdaq Global Select Market. In making this determination, our board of directors has considered Jim Hinrichs’s formal education and previous and current experience in financial and accounting roles.

Specific responsibilities of our audit committee will include:

- overseeing our corporate accounting and financial reporting processes and our internal controls over financial reporting;
- evaluating the independent public accounting firm’s qualifications, independence and performance;
- engaging and providing for the compensation of the independent public accounting firm;
- pre-approving audit and permitted non-audit and tax services to be provided to us by the independent public accounting firm;
- reviewing our financial statements;

## Table of Contents

- reviewing our critical accounting policies and estimates and internal controls over financial reporting;
- establishing procedures for complaints received by us regarding accounting, internal accounting controls or auditing matters, including for the confidential anonymous submission of concerns by our employees, and periodically reviewing such procedures, as well as any significant complaints received, with management;
- discussing with management and the independent registered public accounting firm the results of the annual audit and the reviews of our quarterly financial statements;
- reviewing and approving any transaction between us and any related person (as defined by the Securities Act) in accordance with the Company's related party transaction approval policy; and
- such other matters that are specifically designated to the audit committee by our board of directors from time to time.

Our audit committee will operate under a written charter, to be effective prior to the completion of this offering, that satisfies the applicable Nasdaq Global Select Market listing standards.

### ***Compensation Committee***

Our compensation committee consists of Thomas J. Carella, D. Keith Grossman and Ali Osman, with Thomas J. Carella serving as the chairperson. Our board of directors has determined that each member of our compensation committee is independent under The Nasdaq Global Select Market listing standards, are "outside directors" as defined pursuant to Section 162(m) of the Code and a "non-employee director" as defined in Rule 16b-3 promulgated under the Exchange Act.

Specific responsibilities of our compensation committee will include:

- reviewing and recommending policies relating to compensation and benefits of our officers and employees, including reviewing and approving corporate goals and objectives relevant to compensation of the Chief Executive Officer and other senior officers;
- evaluating the performance of the Chief Executive Officer and other senior officers in light of those goals and objectives;
- setting compensation of the Chief Executive Officer and other senior officers based on such evaluations;
- administering the issuance of options and other awards under our equity-based incentive plans;
- reviewing and approving, for the Chief Executive Officer and other senior officers, employment agreements, severance agreements, consulting agreements and change in control or termination agreements; and
- such other matters that are specifically designated to the compensation committee by our board of directors from time to time.

Our compensation committee will operate under a written charter, to be effective prior to the completion of this offering, that satisfies the applicable Nasdaq Global Select Market listing standards.



### ***Nominating and Corporate Governance Committee***

Our nominating and corporate governance committee consists of D. Keith Grossman, Patrick T. Hackett and Ali Osman, with Patrick T. Hackett serving as the chairperson. Our board of directors has determined that each member of our nominating and corporate governance committee is independent under the applicable Nasdaq Global Select Market listing standards.

Specific responsibilities of our nominating and corporate governance committee will include:

- identifying and evaluating candidates, including the nomination of incumbent directors for reelection and nominees recommended by stockholders, to serve on our board of directors;
- considering and making recommendations to our board of directors regarding changes to the size and composition of our board of directors;
- considering and making recommendations to our board of directors regarding the composition and chairmanship of the committees of our board of directors;
- instituting plans or programs for the continuing education of our board of directors and orientation of new directors;
- establishing procedures to exercise oversight of, and oversee the performance evaluation process of, our board of directors and management;
- developing and making recommendations to our board of directors regarding corporate governance guidelines and matters; and
- overseeing periodic evaluations of the board of directors' performance, including committees of the board of directors.

Our nominating and corporate governance committee will operate under a written charter, to be effective prior to the completion of this offering, that satisfies the applicable Nasdaq Global Select Market listing standards.

### **Code of Ethics and Business Conduct**

We have adopted a code of conduct applicable to our principal executive, financial and accounting officers and all persons performing similar functions. Upon the effectiveness of the registration statement of which this prospectus forms a part, our code of conduct will be available on our principal corporate website at [www.outsetmedical.com](http://www.outsetmedical.com). Information contained on our website or connected thereto does not constitute a part of, and is not incorporated by reference into, this prospectus or the registration statement of which it forms a part.

### **Compensation Committee Interlocks and Insider Participation**

None of the members of our Compensation Committee is or has been an officer or employee of us or any of our subsidiaries. In addition, none of our executive officers serves or has served as a member of the board of directors, compensation committee or other board committee performing equivalent functions of any entity that has one or more executive officers serving as one of our directors or on our compensation committee.

### **Director Compensation**

During 2019, we paid Mr. Grossman a quarterly retainer of \$25,000. From time to time, we have also granted stock options to Mr. Grossman for his service on our board of directors. In addition, we reimburse our

## [Table of Contents](#)

directors for out-of-pocket business expenses incurred in attending board and committee meetings. Messrs. Hackett, Carella, Hinrichs and Osman did not receive any compensation for their services on our board of directors in 2019. Mr. Hinrichs was appointed to our board of directors in February 2020 and receives a quarterly retainer of \$15,000. In February 2020, Messrs. Grossman, Hackett and Hinrichs were granted options to purchase 31,645, 37,974 and 94,936 shares of our common stock, respectively. In connection with this offering, we expect to adopt a formal non-employee director compensation program.

### **2019 Director Compensation Table**

The following table sets forth information for the year ended December 31, 2019 regarding the compensation awarded to, earned by or paid to Mr. Grossman. Messrs. Hackett, Carella and Osman did not receive any cash or equity-based compensation for their services as directors in 2019. Mr. Hinrichs was appointed to our board of directors in February 2020. Ms. Trigg, our Chief Executive Officer, does not receive any separate compensation for her service on our board of directors. Please see “Executive Compensation—2019 Summary Compensation Table” for a summary of the compensation received by Ms. Trigg in 2019.

<u>Name</u>	<u>Fees Earned or Paid in Cash (\$)</u>	<u>Total (\$)</u>
D. Keith Grossman <sup>(1)</sup>	\$ 100,000	\$100,000
Thomas J. Carella	—	—
Patrick T. Hackett	—	—
Ali Osman	—	—

(1) Mr. Grossman is paid a quarterly cash retainer of \$25,000 for his service on our board of directors. As of December 31, 2019, Mr. Grossman held options to purchase 268,471 shares of our common stock.

### **Limitations on Director and Officer Liability and Indemnification**

Our amended and restated certificate of incorporation that will become effective in connection with this offering will contain provisions that will limit the liability of our directors for monetary damages to the fullest extent permitted by the DGCL. Consequently, our directors will not be personally liable to us or our stockholders for monetary damages for any breach of fiduciary duties as directors, except liability for:

- any breach of the director’s duty of loyalty to us or our stockholders;
- any act or omission not in good faith or that involves intentional misconduct or a knowing violation of law;
- unlawful payments of dividends or unlawful stock repurchases or redemptions as provided in Section 174 of the DGCL; or
- any transaction from which the director derived an improper personal benefit.

Our amended and restated certificate of incorporation and our bylaws that will become effective in connection with this offering will require us to indemnify our directors and officers, and allow us to indemnify other employees and agents, to the fullest extent permitted by the DGCL. Subject to certain limitations and limited exceptions, our amended and restated certificate of incorporation will also require us to advance expenses incurred by our directors and officers for the defense of any action for which indemnification is required or permitted.

We have entered into indemnification agreements with each of our directors and our executive officers. These agreements will provide that we will indemnify each of our directors and such officers to the fullest extent permitted by law and our amended and restated certificate of incorporation.

We believe that these provisions in our amended and restated certificate of incorporation, bylaws and indemnification agreements are necessary to attract and retain qualified persons such as directors, officers and key employees. We also maintain directors' and officers' liability insurance. The limitation of liability and indemnification provisions in our amended and restated certificate of incorporation and bylaws may discourage stockholders from bringing a lawsuit against our directors and officers for breaches of their fiduciary duties. They may also reduce the likelihood of derivative litigation against our directors and officers, even though an action, if successful, might benefit us and other stockholders. Further, a stockholder's investment may be adversely affected to the extent that we pay the costs of settlement and damage awards against directors and officers as required by these indemnification provisions.

#### **Role of the Board in Risk Oversight**

One of the key functions of our board of directors is informed oversight of our risk management process. The board of directors does not have a standing risk management committee, but rather administers this oversight function directly through the board of directors as a whole, as well as through its standing committees that address risks inherent in their respective areas of oversight. In particular, our board of directors is responsible for monitoring and assessing strategic risk exposure. Our audit committee has the responsibility to consider and discuss our major financial risk exposures and the steps our management has taken to monitor and control these exposures, including guidelines and policies to govern the process by which risk assessment and management is undertaken. The audit committee also monitors compliance with legal and regulatory requirements, in addition to oversight of the performance of our external audit function. Our nominating and corporate governance committee monitors the effectiveness of our corporate governance guidelines. Our compensation committee assesses and monitors whether any of our compensation policies and programs has the potential to encourage excessive risk-taking.

## EXECUTIVE COMPENSATION

The following is a discussion and analysis of compensation arrangements of our named executive officers. This discussion contains forward-looking statements that are based on our current plans, considerations, expectations and determinations regarding future compensation programs. Actual compensation programs that we adopt may differ materially from currently planned programs as summarized in this discussion. As an “emerging growth company” as defined in the JOBS Act, we are not required to include a Compensation Discussion and Analysis section and have elected to comply with the scaled disclosure requirements applicable to emerging growth companies.

### Overview

Our current executive compensation program is intended to align executive compensation with our business objectives and to enable us to attract, retain and reward executive officers who contribute to our long-term success. The compensation paid or awarded to our executive officers is generally based on the assessment of each individual’s performance compared against the business objectives established for the fiscal year as well as our historical compensation practices. In the case of new hire executive officers, their compensation is primarily determined based on the negotiations of the parties as well as our historical compensation practices. For 2019, the material elements of our executive compensation program were base salary, annual incentive compensation and equity-based compensation in the form of stock options.

This section provides a discussion of the compensation paid or awarded to our Chief Executive Officer and our two other most highly compensated executive officers as of December 31, 2019. We refer to these individuals as our “named executive officers.” For 2019, our named executive officers were:

- Leslie Trigg, President, Chief Executive Officer and Director;
- Rebecca Chambers, Chief Financial Officer; and
- Martín Vazquez, Chief Operating Officer.

We expect that our executive compensation program will evolve to reflect our status as a newly publicly-traded company, while still supporting our overall business and compensation objectives. Accordingly, we expect that our compensation committee will administer the post-offering executive compensation program rather than our prior practice of the board of directors administering such program. In connection with this offering, we have retained Radford, an independent executive compensation consultant, to help advise on our post-offering executive compensation program.

### Compensation of Named Executive Officers

#### *Base Salary*

Base salaries are intended to provide a level of compensation sufficient to attract and retain an effective management team, when considered in combination with the other components of our executive compensation program. The relative levels of base salary for our named executive officers are designed to reflect each executive officer’s scope of responsibility and accountability with us. Please see the “Salary” column in the 2019 Summary Compensation Table for the base salary amounts earned by each named executive officer in 2019.

#### *Annual Incentive Compensation*

Historically, we have provided our senior leadership team with short-term incentive compensation through our annual cash bonus program. Annual incentive compensation holds executives accountable, rewards

## Table of Contents

the executives based on actual business results and helps create a “pay for performance” culture. Our annual incentive program provides variable compensation based on the achievement of performance goals established by our board of directors at the beginning of each fiscal year.

The payment of awards under the 2019 annual cash bonus program applicable to Ms. Trigg and Chambers and Mr. Vazquez was subject to the attainment of a number of corporate milestones and goals relating to the Company’s financial and operational performance. These milestones and goals included goals related to billings, cost reduction, cash management and device performance goals, as well as regulatory milestones. Early in 2019, the board of directors established bonus targets for each participant in the annual bonus program, including Ms. Trigg and Mr. Vazquez. The bonus target for Ms. Chambers was established at the time she joined the Company in June 2019. The 2019 bonus targets for Ms. Trigg and Chambers and Mr. Vazquez were 75%, 50% and 50% of their base salaries, respectively. Based on our 2019 performance, the board of directors approved payouts under our annual cash bonus program equal to 85 % of the target bonus opportunity. In 2019, Mr. Vazquez was also eligible for a \$50,000 recognition bonus, subject to the achievement of certain cost-reduction goals. Based on the Company’s achievement of such cost reduction goals, Mr. Vazquez received this additional bonus in February 2020.

Please see the “Non-Equity Incentive Compensation” column in the 2019 Summary Compensation Table for the amount of annual incentive compensation paid to each named executive officer in 2019.

### *Stock Options*

To further align the interests of our executive officers with the interests of our stockholders and to further focus our executive officers on our long-term performance, we have historically granted equity compensation in the form of stock options. Stock options generally vest (i) 25% on the first anniversary of the vesting commencement date and the remainder in subsequent 1/36<sup>th</sup> increments for each subsequent month of continuous employment, (ii) in 1/48<sup>th</sup> increments for each month of continuous employment, or (iii) once the value of a share of our common stock equals or exceeds a certain amount (the Hurdle Amount) following certain corporate events or our initial public offering (we refer to stock options subject to such vesting conditions, as Performance Options). In 2019, the board of directors awarded Ms. Trigg Performance Options to purchase 240,968 shares of our common stock, awarded Ms. Chambers time-based options to purchase 144,653 shares of our common stock and Performance Options to purchase 279,006 shares of our common stock and awarded Mr. Vazquez Performance Options to purchase 4,929 shares of our common stock.

Periodically, the board of directors has modified the Hurdle Amount associated with the Performance Options to maintain alignment with the executive compensation program objectives of retaining and rewarding executive officers who contribute to our long-term success. Accordingly, in September 2019, the board of directors approved a reduction in the Hurdle Amounts applicable to outstanding Performance Options from \$40.65 to \$28.52 for certain senior management grants and from \$24.68 to \$20.46 for other grants to senior management, as well as broader employee grants. Further, in September 2019, the board of directors approved a reduction in the Hurdle Amounts applicable to outstanding stock options held by Ms. Trigg from \$73.71 to \$51.90 in connection with an initial public offering and from \$36.89 and \$49.14 to \$25.99 and \$34.60, respectively, for threshold and target vesting in connection with certain corporate events. In February 2020, the board of directors approved additional adjustments in the Hurdle Amounts applicable to outstanding Performance Options from \$28.52 to \$20.46 for certain senior management grants and, with respect to other senior management grants, as well as broader employee grants, from \$20.46 to \$19.12 in connection with an initial public offering and from \$20.46 to \$20.86 in connection with certain corporate events. Further, in February 2020, the board of directors approved a reduction in the Hurdle Amounts applicable to certain option awards held by Ms. Trigg and Ms. Chambers from \$51.90 to \$28.52 in connection with an initial public offering and from \$34.60 and \$25.99 to \$28.52 and \$21.41, respectively, for threshold and target vesting in connection with certain corporate events.

## [Table of Contents](#)

Please see the “Outstanding Equity Awards at 2019 Fiscal Year-End” for a summary of the outstanding option awards held by each of our named executive officers, including a summary of the applicable vesting terms.

### 2019 Summary Compensation Table

The following table shows information regarding the compensation of our named executive officers for services performed in the year ended December 31, 2019.

Name and Principal Position	Year	Salary (\$)	Option Awards \$(1)	Non-Equity Incentive Plan Compensation \$(2)	All Other Compensation \$(3)	Total (\$)
Leslie Trigg President, Chief Executive Officer and Director	2019	\$415,635	\$ —	\$ 274,126	\$ 324	\$690,085
Rebecca Chambers Chief Financial Officer(4)	2019	191,154	408,046	150,876	7,278	757,354
Martin Vazquez Chief Operating Officer	2019	315,000	—	183,876	92,617	591,493

- (1) Amounts reported in this column reflect the aggregate grant date fair value of time-vested stock options awarded in 2019, computed in accordance with FASB ASC Topic 718, Compensation—Stock Compensation (ASC 718) using the Black-Scholes option-pricing model and based on the following assumptions: risk-free interest rate of 1.57%; expected volatility of 51%; expected term of 4.97 years and expected dividend rate of 0%. Under ASC 718, for stock options with performance and market based vesting conditions, the Monte Carlo simulation approach is used to determine grant date fair value. The achievement of the performance condition was not considered probable as of December 31, 2019, therefore no expense has been recognized. Assuming the market-based vesting conditions are achieved, the grant date fair value using the Monte Carlo simulation approach for the Performance Options granted in 2019 to Ms. Trigg and Chambers and Mr. Vazquez would be \$3,061,066, \$3,467,994 and \$64,881, respectively.
- (2) Amounts reported in this column represent annual incentive compensation received by our named executive officers in the form of annual cash bonuses and, for Mr. Vazquez only, in the form of an additional \$50,000 recognition bonus.
- (3) The amount reported for Ms. Trigg consists of Company-paid life insurance premiums, the amount paid to Ms. Chambers consists of Company-paid life insurance premiums, reimbursements for relocation expenses and a related tax reimbursement payment and the amount reported for Mr. Vazquez consists of Company-paid life insurance premiums, \$92,120 of reimbursements for housing and commuting expenses and a related tax reimbursement payment.
- (4) Ms. Chambers joined the Company as its Chief Financial Officer in June 2019.

**Outstanding Equity Awards at 2019 Fiscal Year-End**

The following table presents information regarding the outstanding stock options held by each of the named executive officers as of December 31, 2019.

Name	Grant Date	Number of Securities Underlying Unexercised Options (#) Exercisable	Number of Securities Underlying Unexercised Options (#) Unexercisable	Option Awards	Option Exercise Price (\$)	Option Expiration Date
				Equity Incentive Plan Awards: Number of Securities Underlying Unexercised Unearned Options (#)		
Leslie Trigg	9/24/2013	23,765	—	—	\$ 1.11	9/24/2023
	9/5/2014	19,037	—	—	1.11	9/5/2024
	3/13/2015	136,133	—	—	1.11	3/13/2025
	7/22/2015	176,292	—	—	2.92	7/22/2025
	9/19/2017(1)	92,159	71,679	—	3.87	9/19/2027
	9/19/2017(2)	—	—	95,572	3.87	9/19/2027
	9/19/2017(3)	—	—	109,225	3.87	9/19/2027
	11/3/2018(1)	46,682	125,683	—	4.11	11/3/2028
	11/3/2018(3)	—	—	114,910	4.11	11/3/2028
	3/6/2019(4)	—	—	240,968	4.11	3/6/2029
Rebecca Chambers	9/10/2019(5)	—	144,653	—	6.24	9/10/2029
	9/10/2019(3)	—	—	96,436	6.24	9/10/2029
	9/10/2019(2)	—	—	120,545	6.24	9/10/2029
	9/10/2019(4)	—	—	62,025	6.24	9/10/2029
Martín Vazquez	12/19/2017(6)	49,593	41,963	—	3.87	12/19/2027
	12/19/2017(3)	—	—	61,038	3.87	12/19/2027
	12/19/2017(2)	—	—	79,845	3.87	12/19/2027
	12/19/2017	12,716	—	—	3.87	12/19/2027
	12/19/2017	12,716	—	—	3.87	12/19/2027
	11/3/2018(1)	7,199	19,382	—	4.11	11/3/2028
	11/3/2018(3)	—	—	17,721	4.11	11/3/2028
3/6/2019(2)	—	—	4,929	4.11	3/6/2029	

- (1) This option vests in 48 equal monthly installments beginning on the one-month anniversary of the grant date, subject to the named executive officer's continued employment through the applicable vesting date.
- (2) This option vests if and to the extent that (i) the sum of (A) the 30-day closing price trading average of one share of the Company's common stock and (B) the aggregate amount of cash distributed with respect to one share of the Company's common stock (the Aggregate Cash Distributions) is equal to or greater than \$28.52 (reduced to \$20.46 in 2020) on any day following the expiration of the post-offering lock-up period or (ii) the sum of (X) the value of all consideration that is distributable with respect to one share of the Company's common stock in connection with a "Corporate Event" (as defined in the Outset Medical, Inc. Amended and Restated 2010 Stock Incentive Plan (the 2010 Plan)) and (Y) the Aggregate Cash Distributions is equal to or greater than \$28.52 (reduced to \$20.46 in 2020) as of the effective date of such Corporate Event.
- (3) This option vests if and to the extent that (i) the sum of (A) the 30-day closing price trading average of one share of the Company's common stock and (B) the Aggregate Cash Distributions is equal to or greater than \$20.46 (reduced to \$19.12 in 2020) on any day following the expiration of the post-offering lock-up period or (ii) the sum of (X) the value of all consideration that is distributable with respect to one share of the Company's common stock in connection with a Corporate Event and (Y) the Aggregate Cash Distributions is equal to or greater than \$20.46 (increased to \$20.86 in 2020) as of the effective date of such Corporate Event.

## Table of Contents

- (4) This option vests (i) 50% if and to the extent that the sum of (A) the closing trading price of one share of the Company's common stock and (B) the Aggregate Cash Distributions is equal to or greater than \$28.52 on any day following the effective date of an initial public offering and 50% on the one-year anniversary of the date on which such goal is achieved or (ii) 50% if the sum of (X) the value of all consideration that is distributable with respect to one share of the Company's common stock in connection with a Corporate Event and (Y) the Aggregate Cash Distributions is equal to or greater than \$21.41 as of the effective date of such Corporate Event and 100% if the sum of the amounts in clauses (X) and (Y) equals or exceeds \$28.52. The number of shares shown represents the full number of shares subject to the option, which may vest at a lower amount based on the achievement of the applicable performance goals.
- (5) This option vests 25% on June 3, 2020 and in 36 equal monthly installments thereafter, subject to the named executive officer's continued employment through the applicable vesting date.
- (6) This option vests 25% on October 9, 2018 and in 36 equal monthly installments thereafter, subject to the named executive officer's continued employment through the applicable vesting date.

### **Additional Narrative Disclosure**

#### ***Employment Agreements and Potential Payments Upon Termination or Change-in-Control***

##### *Trigg Employment Agreement*

As of December 31, 2019, we were a party to an employment agreement with Ms. Trigg (the Trigg Employment Agreement) and we were not subject to an employment agreement with either Ms. Chambers or Mr. Vazquez. The Trigg Employment Agreement provided for severance payments upon a termination without "cause," a resignation for "good reason," or termination due to death or "disability" (each as defined in the Trigg Employment Agreement), subject to Ms. Trigg's execution and non-revocation of a general release of claims in favor of us. Upon a termination due to death or disability, Ms. Trigg would have received any unpaid annual bonus for the prior year and a pro-rated annual bonus based on actual performance of the applicable performance goals for the year in which the termination occurred. If Ms. Trigg's employment was terminated by the Company without cause or if Ms. Trigg resigned for good reason, Ms. Trigg would have received (i) 12 months' base salary, (ii) continued health coverage at active employee rates for 12 months, and (iii) any unpaid annual bonus for the prior year and an annual bonus based on performance for the year in which such termination occurred. In addition, if such termination occurred following a "change in control" of the Company (as defined in the Trigg Employment Agreement), Ms. Trigg would also have been entitled to a pro-rated annual bonus based on target performance for the year in which the termination occurred. Ms. Trigg is also party to a Confidentiality, Non-Interference and Invention Assignment that has perpetual confidentiality and non-disparagement covenants and a 12-month post-termination, employee non-solicitation covenant. The severance provisions of the Trigg Employment Agreement were replaced and superseded by the Change in Control and Severance Agreement that we entered into with Ms. Trigg, which is described in more detail below.

##### *Change in Control and Severance Agreements*

We have entered into a Change in Control and Severance Agreement with each of our named executive officers (the CIC Agreements). Under the CIC Agreements, if a named executive officer's employment is terminated by the Company without "cause" or if the named executive officer resigns for "good reason" (each as defined in the CIC Agreements), in each case, other than during the period beginning three months prior to a "change in control" (as defined in the CIC Agreements) and ending 12 months following a change in control, and subject to the named executive officer's execution and non-revocation of a general release of claims in favor of us, the named executive officer would receive (i) a lump sum payment equal to nine months' base salary (12 months' for Ms. Trigg) and (ii) continued health coverage at active employee rates for nine months (12 months for Ms. Trigg). If a named executive officer's employment is terminated by the Company without cause or if the named executive officer resigns for good reason, in each case, during the period beginning three months prior to a change in control and ending 12 months following a change in control and subject to the named



## [Table of Contents](#)

executive officer's execution and non-revocation of a general release of claims in favor of us, the named executive officer would receive (A) a lump sum payment equal to 12 months' base salary (18 months' for Ms. Trigg), (B) continued health coverage at active employee rates for 12 months (18 months for Ms. Trigg), (C) a lump sum payment equal to the named executive officer's target annual bonus for the year in which such termination occurs, and (D) accelerated vesting of 100% of the then-unvested shares subject to each of his or her then-outstanding equity awards, with any applicable performance-based vesting conditions to be deemed achieved at target. Severance benefits under the CIC Agreements are conditioned upon the named executive officer's execution and non-revocation of a general release of claims in favor of us. Under the terms of the CIC Agreements, if the payments and benefits to a named executive officer under his or her CIC Agreement or another plan, arrangement or agreement would subject the named executive officer to the excise tax imposed by Section 4999 of the Code, then such payments will be reduced by the minimum amount necessary to avoid such excise tax, but only if such reduction will result in the named executive officer receiving a higher net after-tax amount.

### ***401(k) Plan***

We maintain a qualified 401(k) savings plan which allows participants to defer from 0% to 90% of cash compensation up to the maximum amount allowed under Internal Revenue Service guidelines. We may make discretionary matching and nonelective contributions to the plan. We did not make any discretionary matching or nonelective contributions in 2019. Participants are always vested in their contributions to the plan. Participants vest in their company matching and nonelective contributions under a one to five-year graded vesting schedule.

## **Equity Compensation Plans**

### ***2020 Equity Incentive Plan***

In connection with this offering, our board of directors and our current stockholders are expected to approve the 2020 Plan, to be effective prior to the completion of this offering. The 2020 Plan, if created, would replace the 2019 Plan, as described below.

The purposes of the 2020 Plan are to align the interests of our stockholders and those eligible for awards, to retain officers, directors, employees, and other service providers, and to encourage them to act in our long-term best interests. Our 2020 Plan provides for the grant of incentive stock options (within the meaning of Section 422 of the Code), nonstatutory stock options, stock appreciation rights, restricted stock, restricted stock units, other stock awards, and performance awards. Officers, directors, employees, consultants, agents and independent contractors who provide services to us or to any subsidiary of ours are eligible to receive such awards. The material terms of the 2020 Plan are expected to be as follows:

#### *Stock Subject to the Plan*

The number of shares reserved for issuance under the 2020 Plan is 3,665,167 plus an annual increase added on the first day of each fiscal year, beginning with the fiscal year ending December 31, 2021 and continuing until, and including, the fiscal year ending December 31, 2030. The annual increase will be equal to an amount equal to the lesser of 4% of the shares of our common stock issued and outstanding on December 31 of the immediately preceding calendar year or such other amount determined by our board of directors. To the extent an equity award granted under the 2020 Plan (other than any substitute award) or granted under any other equity plan maintained by us under which awards are outstanding as of the effective date of the 2020 Plan (the Prior Plans) expires or otherwise terminates without having been exercised or paid in full, or is settled in cash, the shares subject to such award granted under the 2020 Plan or a Prior Plan will become available for future grant under the 2020 Plan. In addition, to the extent shares subject to an award are withheld to satisfy a participant's tax withholding obligation upon the exercise or settlement of such award (other than any substitute award) or to pay the exercise price of a stock option granted under the 2020 Plan or a Prior Plan, such shares will become available for future grant under the 2020 Plan.

*Director Compensation Limit*

The aggregate value of cash compensation paid and the grant date fair value of equity awards granted during any fiscal year to any non-employee director will not exceed \$400,000 for incumbent non-employee directors and \$800,000 for non-employee directors who are first appointed to our board of directors in such fiscal year.

*Plan Administration*

Our compensation committee will administer the 2020 Plan. Our board of directors has the authority to amend and modify the plan, subject to any stockholder approval required by law or stock exchange rules. Subject to the terms of the 2020 Plan, our compensation committee will have the authority to determine the eligibility for awards and the terms, conditions, and restrictions, including vesting terms, the number of shares subject to an award, and any performance goals applicable to grants made under the 2020 Plan. The compensation committee also will have the authority, subject to the terms of the 2020 Plan, to construe and interpret the 2020 Plan and awards, and amend outstanding awards at any time.

*Stock Options and Stock Appreciation Rights*

Our compensation committee may grant incentive stock options, nonstatutory stock options, and stock appreciation rights under the 2020 Plan, provided that incentive stock options are granted only to employees. The exercise price of stock options and stock appreciation rights under the 2020 Plan will be fixed by the compensation committee, but must equal at least 100% of the fair market value of our common stock on the date of grant. The term of an option or stock appreciation right may not exceed ten years; provided, however, that an incentive stock option held by an employee who owns more than 10% of all of our classes of stock, or of certain of our affiliates, may not have a term in excess of five years and must have an exercise price of at least 110% of the fair market value of our common stock on the grant date. Subject to the provisions of the 2020 Plan, the compensation committee will determine the remaining terms of the options and stock appreciation rights (i.e., vesting). Upon a participant's termination of service, the participant may exercise his or her option or stock appreciation right, to the extent vested (unless the compensation committee permits otherwise), as specified in the award agreement. The 2020 Plan prohibits the payment of dividend equivalents with respect to options and stock appreciation rights and prohibits the repricing of options and stock appreciation rights without stockholder approval.

*Stock Awards*

Our compensation committee will decide at the time of grant whether an award will be in the form of restricted stock, restricted stock units, or other stock award. The compensation committee will determine the number of shares subject to the award, vesting, and the nature of any performance measures. Unless otherwise specified in the award agreement, the recipient of restricted stock will have voting rights and be entitled to receive dividends with respect to his or her shares of restricted stock, provided that (i) a distribution with respect to shares of common stock, other than a regular cash dividend, and (ii) a regular cash dividend with respect to shares of common stock that are subject to performance-based vesting conditions, in each case, will be deposited with us and will be subject to the same restrictions as the underlying shares of common stock. The recipient of restricted stock units will not have voting rights, but his or her award agreement may provide for the receipt of dividend equivalents, provided that any dividend equivalents with respect to restricted stock units that are subject to performance-based vesting conditions will be subject to the same restrictions as the underlying restricted stock units. Our compensation committee may grant other stock awards that are based on or related to shares of our common stock, such as awards of shares of common stock granted as bonus and not subject to any vesting conditions, deferred stock units, stock purchase rights, and shares of our common stock issued in lieu of our obligations to pay cash under any compensatory plan or arrangement.

## Table of Contents

### *Performance Awards*

Our compensation committee will determine the value of any performance award, the vesting and nature of the performance measures, and whether the award is denominated or settled in cash or in shares of our common stock. The performance goals applicable to a particular award will be determined by our compensation committee at the time of grant. Any dividends or dividend equivalents with respect to a performance award subject to performance-based vesting conditions will be subject to the same restrictions as such performance award.

### *Transferability of Awards*

The 2020 Plan does not allow awards to be transferred other than by will or the laws of inheritance following the participant's death, and options may be exercised, during the lifetime of the participant, only by the participant. However, an award agreement may permit a participant to assign an award to a family member by gift or pursuant to a domestic relations order, or to a trust, family limited partnership or similar entity established for one of the participant's family members. A participant may also designate a beneficiary who will receive outstanding awards upon the participant's death.

### *Certain Adjustments*

If any change is made in our common stock subject to the 2020 Plan, or subject to any award agreement under the 2020 Plan, without the receipt of consideration by us, such as through a stock split, stock dividend, extraordinary distribution, recapitalization, combination of shares, exchange of shares or other similar transaction, appropriate adjustments will be made in the number, class, and price of shares subject to each outstanding award and the numerical share limits contained in the plan.

### *Change in Control*

Subject to the terms of the applicable award agreement, upon a "change in control" (as defined in the 2020 Plan), our board of directors may, in its discretion, determine whether some or all outstanding options and stock appreciation rights will become exercisable in full or in part, whether the restriction period and performance period applicable to some or all outstanding restricted stock awards and restricted stock unit awards will lapse in full or in part and whether the performance measures applicable to some or all outstanding awards will be deemed to be satisfied. Our board of directors may further require that shares of stock of the corporation resulting from such a change in control, or a parent corporation thereof, be substituted for some or all of our shares of common stock subject to an outstanding award and that any outstanding awards, in whole or in part, be surrendered to us by the holder and be immediately cancelled by us in exchange for a cash payment, shares of capital stock of the corporation resulting from or succeeding us, other property or a combination of cash, such shares of stock or other property.

### *Clawback*

Awards granted under the 2020 Plan and any cash payment or shares of our common stock delivered pursuant to an award granted under the 2020 Plan are subject to forfeiture, recovery, or other action pursuant to the applicable award agreement or any clawback or recoupment policy that we may adopt.

### *Plan Termination and Amendment*

Our board of directors has the authority to amend, suspend, or terminate the 2020 Plan, subject to stockholder approval with respect to any amendment that seeks to modify the non-employee director compensation limit or the prohibition on repricing, each as described above, or as required by law, rule or regulation, including any applicable stock exchange rules. Our 2020 Plan will terminate on the ten-year anniversary of its approval by our board of directors, unless we terminate it earlier.

## ***2019 Equity Incentive Plan***

As discussed above, we expect to replace the 2019 Plan with a new plan adopted prior to the completion of this offering. Once that new plan becomes effective, we will no longer make awards under the 2019 Plan. However, the 2019 Plan will continue to govern outstanding awards granted prior to its termination. The material terms of the 2019 Plan are as follows:

The purposes of the 2019 Plan are to help the Company secure and retain the services of eligible award recipients, provide incentives for such persons to exert maximum efforts for the success of the Company and any affiliate and provide a means by which the eligible recipients may benefit from increases in the value of our common stock. Our 2019 Plan provides for the grant of incentive stock options (within the meaning of Section 422 of the Code), nonstatutory stock options, stock appreciation rights, restricted stock, restricted stock units and other stock awards. Employees, directors and consultants who provide services to us or to any affiliate of ours are eligible to receive awards under the 2019 Plan.

### *Stock Subject to the Plan*

As of June 30, 2020, the number of shares reserved for issuance under the 2019 Plan was 2,005,583, which equals the sum of 1,955,334 shares and the number of shares subject to outstanding stock awards under the 2010 Plan as of such date that may be canceled, forfeited, settled in cash, or otherwise terminated or concluded without a delivery to the participant of the full number of shares to which the award related, including shares that are withheld in payment of the exercise price or taxes relating to an award. As of June 30, 2020, our employees, directors and consultants held outstanding stock options granted under the 2019 Plan for the purchase of up to 1,342,922 shares of our common stock, with 43,309 of those options vested as of such date. No other equity awards are outstanding under the 2019 Plan as of such date.

### *Plan Administration*

Our board of directors administers the 2019 Plan. Our board of directors has the authority to amend the 2019 Plan in any respect it deems necessary or advisable, subject to stockholder approval as required by applicable law or stock exchange rules or with respect to any amendment that (i) materially increases the number of shares of our common stock available for issuance under the 2019 Plan, (ii) materially expands the class of individuals eligible to receive awards under the 2019 Plan, (iii) materially increases the benefits accruing to participants under the 2019 Plan, (iv) materially reduces the price at which shares of our common stock may be issued or purchased under the 2019 Plan, (v) materially extends the term of the 2019 Plan, or (vi) materially expands the types of stock awards available for issuance under the 2019 Plan. Subject to the terms of the 2019 Plan, our board of directors has the authority to determine the eligibility for awards and the terms, conditions and restrictions, including vesting terms and the number of shares subject to an award made under the 2019 Plan. Our board of directors also has the authority, subject to the terms of the 2019 Plan, to construe and interpret the 2019 Plan and awards, and amend outstanding awards at any time.

### *Transferability of Awards*

The 2019 Plan does not allow options and stock appreciation rights to be transferred other than by will or the laws of inheritance following the participant's death, and options may be exercised during the lifetime of the participant only by the participant. Subject to the approval of our board of directors or a duly authorized officer, a participant may also designate a beneficiary who will receive outstanding options and stock appreciation rights upon the participant's death. Rights to acquire shares of our common stock under a restricted stock award agreement will be transferable by a participant only as provided in such agreement.

### *Certain Adjustments*

If any change is made in our common stock subject to the 2019 Plan, or subject to any award agreement under the 2019 Plan, without the receipt of consideration by us, such as through a merger, consolidation,

## Table of Contents

reorganization, recapitalization, reincorporation, stock dividend, dividend in property other than cash, large nonrecurring cash dividend, stock split, reverse stock split, liquidating dividend, combination of shares, exchange of shares, change in corporate structure, or any similar equity restructuring transaction, appropriate adjustments will be made in the number, class and price of shares subject to each outstanding award and the numerical share limits contained in the plan.

### *Dissolution or Liquidation*

Except as otherwise provided in an applicable award agreement, in the event of a dissolution or liquidation of the Company, all outstanding stock awards under the 2019 Plan (other than stock awards consisting of vested and outstanding shares of our common stock that are not subject to a forfeiture condition or right of repurchase) will terminate immediately prior to the completion of such dissolution or liquidation, and the shares of our common stock subject to repurchase rights or subject to a forfeiture condition may be repurchased or reacquired by the Company; provided, however, that our board of directors may cause some or all stock awards to become fully vested, exercisable and/or no longer subject to repurchase or forfeiture before the dissolution or liquidation is completed but contingent on its completion.

### *Corporate Transactions*

Subject to the terms of the applicable award agreement, upon a “Corporate Transaction” (as defined in the 2019 Plan), our board of directors may (i) arrange for the surviving or acquiring corporation to assume or continue outstanding stock awards; (ii) arrange for the assignment of any reacquisition or repurchase rights held by the Company in respect of common stock issued pursuant to stock awards to the surviving or acquiring corporation; (iii) accelerate the vesting, in whole or in part, of outstanding stock awards; (iv) arrange for the lapse, in whole or in part, of any reacquisition or repurchase rights held by the Company with respect to stock awards; (v) cancel or arrange for the cancellation of stock awards in exchange for such cash consideration (including no consideration) as our board of directors, in its sole discretion, may consider appropriate; or (vi) make a payment equal to the excess, if any, of the value of the property a participant would have received upon the exercise of a stock award immediately prior to the effective time of the Corporate Transaction over any exercise price payable by such participant in connection with such exercise. This offering will not constitute a Corporate Transaction under the 2019 Plan.

### *Plan Termination*

Our board of directors has the authority to suspend or terminate the 2019 Plan at any time. Our 2019 Plan will terminate on the ten-year anniversary of its approval by our board of directors, unless we terminate it earlier. As noted above, the 2020 Plan will replace the 2019 Plan.

### ***Amended and Restated 2010 Stock Incentive Plan***

The 2010 Plan was terminated upon the adoption of the 2019 Plan and we no longer make awards under the 2010 Plan. However, the 2010 Plan will continue to govern outstanding awards granted prior to its termination. The purposes of the 2010 Plan were to assist the Company in attracting, retaining, motivating and rewarding eligible persons, and promoting the creation of long-term value for stockholders of the Company by closely aligning the interests of participants with those of such stockholders. The 2010 Plan is administered by our board of directors.

### *Stock Subject to the Plan*

As of June 30, 2020, there were 3,665,855 shares of our common stock subject to outstanding options under the 2010 Plan.

*Corporate Events*

Subject to the terms of the applicable award agreement, upon a “Corporate Event” (as defined in the 2010 Plan), our board of directors may (i) arrange for the assumption or substitution of outstanding stock awards; (ii) accelerate the vesting, in whole or in part, of outstanding stock awards; (iii) cancel outstanding stock awards and provide to holders of vested stock awards that are so cancelled cash consideration based on the amount of the per-share consideration being paid for the stock in connection with the Corporate Event, less any applicable exercise price; and (iv) replace outstanding stock awards with a cash incentive program that preserves the value and vesting conditions of the stock awards so replaced. This offering will not constitute a Corporate Event under the terms of the 2010 Plan.

***Employee Stock Purchase Plan***

In connection with this offering, our board of directors and our current stockholders are expected to approve the ESPP to be effective upon the completion of this offering.

Generally, all of our employees whose customary employment is for 20 hours or more per week and whose customary employment is for five months or more in any calendar year (including those of our consolidated subsidiaries, other than those subsidiaries excluded from participation by our board of directors or compensation committee) are eligible to participate in the ESPP. The ESPP permits employees to purchase our common stock through payroll deductions during six-month offering periods. The compensation committee retains the discretion to change the duration of future offering periods, subject to applicable limitations under the Code. Subject to applicable Code limitations, participants may authorize payroll deductions of a specific percentage of compensation of up to 15%, with such deductions being accumulated for six-month purchase periods beginning on the first business day of each offering period and ending on the last business day of each offering period, although the compensation committee retains the discretion to change the duration of future purchase periods, subject to the limitations under the Code. Under the terms of the ESPP, the purchase price per share with respect to an offering period will equal the lesser of (i) 85% of the fair market value of a share of our common stock on the first business day of such offering period and (ii) 85% of the fair market value of a share of our common stock on the last business day of such offering period, although the compensation committee has discretion to change the purchase price with respect to future offering periods, subject to the terms of the ESPP. No employee may participate in an offering period if the employee owns 5% or more of the total combined voting power or value of our stock or the stock of any of our subsidiaries. Except as otherwise determined by the compensation committee with respect to future offering periods, no participant may purchase more than 10,000 shares of our common stock during any offering period.

Subject to adjustment for stock splits, stock dividends or other changes in our capital stock, 687,128 shares of our common stock have been reserved for issuance under the ESPP. Subject to the adjustment provisions contained in the ESPP, the maximum number of shares of our common stock available under the ESPP will automatically increase on the first trading day in January of each calendar year, commencing January 2021, by an amount equal to the lesser of 1% of the shares of our common stock issued and outstanding on December 31 of the immediately preceding calendar year, 687,218 shares or such other amount determined by our board of directors.

Under the terms of the ESPP, in the event of the proposed dissolution or liquidation of the Company, any offering period then in progress will terminate immediately prior to the consummation of such proposed dissolution or liquidation, unless otherwise provided by the board of directors, and the board of directors may either provide for the purchase of shares as of the date on which such offering period terminates or return to each participant the payroll deductions credited to such participant’s account. In the event of a proposed sale of all or substantially all of the assets of the Company, or the merger of the Company with or into another corporation, each outstanding option under the ESPP will be assumed or an equivalent option substituted by the successor corporation or a parent or subsidiary of the successor corporation, unless the board of directors determines, in the

---

[Table of Contents](#)

exercise of its sole discretion, that in lieu of such assumption or substitution to either terminate all outstanding options and return to each participant the payroll deductions credited to such participant's account or to provide for the offering period in progress to end on a date prior to the consummation of such sale or merger.

The ESPP will be administered by the compensation committee or a designee of the compensation committee. The ESPP may be amended by our board of directors or the compensation committee but may not be amended without prior stockholder approval to the extent required by Section 423 of the Code. The ESPP shall continue in effect until the earlier of (i) the termination of the ESPP by our board of directors or the compensation committee pursuant to the terms of the ESPP and (ii) the ten-year anniversary of the effective date of the ESPP, with no new offering periods commencing on or after such ten-year anniversary.

## CERTAIN RELATIONSHIPS AND RELATED PARTY TRANSACTIONS

The following is a summary of the transactions since January 1, 2017 to which we have been a participant in which the amount involved in the transaction exceeds or will exceed \$120,000 and in which any of our directors, executive officers or holders of more than 5% of our capital stock, or any immediate family member of, or person sharing the household with, any of these individuals, had or will have a direct or indirect material interest, other than compensation arrangements which are under the section of this prospectus captioned “Executive Compensation”

### Perceptive Term Loans

On June 30, 2017, we entered into the Perceptive Term Loan Agreement with Perceptive Credit Holdings, LP to borrow up to \$40.0 million. Perceptive Credit Holdings, LP, together with their affiliates, are the beneficial owners of more than 5% of our capital stock. The Perceptive Term Loans bore interest at a rate of 8.55%, plus the greater of the three-month LIBOR and 2.00% (10.65% as of December 31, 2019) and were able to be drawn in two tranches. On the closing date, the first tranche, in the amount of \$30.0 million was drawn. In July 2020, we used \$30.0 million of the proceeds from the SVB Term Loan to repay in full all amounts due under the Perceptive Term Loan Agreement and cash on hand to pay \$1.2 million in early prepayment and exit fees. No amounts remain owed under the Perceptive Term Loans. In connection with the Perceptive Term Loans, the Company issued a warrant to the Lender (the Perceptive Term Loan Warrants) for the purchase of up to an initial aggregate of 1,654,461 shares of the Company’s Series C redeemable convertible preferred stock, at an initial exercise price of \$2.5915 per share. The Perceptive Term Loans were collateralized by a first priority security interest on substantially all of the Company’s assets excluding property not assignable without consent by a third party. See Note 8 and 15 to our audited financial statements included elsewhere in this prospectus for further details.

### Series C Redeemable Convertible Preferred Stock Financing

In April and May 2017, we issued a total of 31,291,758 shares of our Series C redeemable convertible preferred stock for \$2.5915 per share. The shares were issued to new and existing stockholders generating \$80.8 million in proceeds, net of issuance costs. Each share of Series C redeemable convertible preferred stock will convert into approximately 0.1266 shares of our common stock upon the closing of this offering in accordance with our amended and restated certificate of incorporation.

The participants in the Series C redeemable convertible preferred stock financing included certain beneficial owners of more than 5% of our capital stock and entities affiliated with certain of our directors, as set forth in the table below:

<u>Related Party</u>	<u>Shares of Series C Redeemable Convertible Preferred Stock (#)</u>
Entities affiliated with T. Rowe Price	11,576,308
Entities affiliated with Warburg Pincus	5,788,153
Entities affiliated with Partner Fund Management	5,402,277
Entities affiliated with Fidelity	4,624,343
Perceptive Life Sciences Master Fund Ltd	1,543,508

### Series D Redeemable Convertible Preferred Stock Financing

In August and November 2018, we issued a total of 43,352,179 shares of our Series D redeemable convertible preferred stock for \$3.11 per share. The shares were issued to new and existing stockholders generating \$134.6 million in proceeds, net of issuance costs. Each share of Series D redeemable convertible preferred stock will convert into approximately 0.1671 shares of our common stock upon the closing of this offering in accordance with our amended and restated certificate of incorporation.



## [Table of Contents](#)

The participants in the Series D redeemable convertible preferred stock financing included certain beneficial owners of more than 5% of our capital stock and entities affiliated with certain of our directors, as set forth in the table below:

<u>Related Party</u>	<u>Shares of Series D Redeemable Convertible Preferred Stock (#)</u>
Aurora Investment Company LLC, an affiliate of Mubadala	16,077,171
Entities affiliated with Fidelity	6,591,640
Entities affiliated with T. Rowe Price	6,430,869
Entities affiliated with Partner Fund Management	4,839,229
Perceptive Life Sciences Master Fund Ltd	4,823,152
Entities affiliated with Warburg Pincus	3,215,435

### **Amendment and Restatement of Certificate of Incorporation**

In September 2019, we negotiated and subsequently filed with the Secretary of State of the State of Delaware an amendment and restatement of our certificate of incorporation (the Amendment and Restatement). The Amendment and Restatement resulted in the cessation of accruing dividends on our redeemable convertible preferred stock, following June 30, 2019, and provided that the accrued dividends accrued through June 30, 2019 would be converted into shares of our common stock upon the occurrence of our next equity financing which results in cash proceeds to us of at least \$50 million (the Next Equity Financing). The Amendment and Restatement provided that the number of shares of our common stock to be issuable in full satisfaction of the accrued dividends would be determined by dividing the accrued dividends per share of redeemable convertible preferred stock by the original issue price per share in the Next Equity Financing. The first closing of our Series E redeemable convertible preferred stock financing in January 2020 constituted the Next Equity Financing, and we issued, in the aggregate, 4,849,933 shares of our common stock to the holders of the shares of our redeemable convertible preferred stock, including certain beneficial owners of more than 5% of our capital stock and entities affiliated with certain of our directors, in full satisfaction of the accrued dividends thereon.

The Amendment and Restatement also provided for, among other things, an adjustment to the Applicable Conversion Price (as defined in the Amendment and Restatement) for our Series A redeemable convertible preferred stock, Series B redeemable convertible preferred stock and Series D redeemable convertible preferred stock. The Applicable Conversion Price for our Series C redeemable convertible preferred stock was unchanged. The following table shows the Applicable Conversion Price before and after the Amendment and Restatement for each series of our redeemable convertible preferred stock authorized as of the date of filing of the Amendment and Restatement:

	<u>Series A redeemable convertible preferred stock</u>	<u>Series B redeemable convertible preferred stock</u>	<u>Series C redeemable convertible preferred stock</u>	<u>Series D redeemable convertible preferred stock</u>
Before Amendment and Restatement	\$ 7.9000	\$ 17.9125	\$ 20.4729	\$ 24.5690
After Amendment and Restatement	\$ 10.5331	\$ 19.9025	\$ 20.4729	\$ 18.6124

These adjusted conversion prices result in conversion ratios of approximately 0.0949, 0.1139, 0.1266 and 0.1671 for the Series A, Series B, Series C and Series D redeemable convertible preferred stock, respectively, meaning that each share of Series A redeemable convertible preferred stock is convertible into approximately 0.0949 shares of common stock, each share of Series B redeemable convertible preferred stock is convertible into approximately 0.1139 shares of common stock, each share of Series C redeemable convertible preferred stock is convertible into 0.1266 share of common stock and each share of Series D redeemable convertible preferred stock is convertible into approximately 0.1671 shares of common stock. Immediately prior to the Amendment and Restatement, the aggregate number of shares of common stock issuable upon conversion

## [Table of Contents](#)

of our redeemable convertible preferred stock, exclusive of any shares issuable with respect to the accrued dividends, was 18,634,636 shares. Immediately after the Amendment and Restatement, the aggregate number of shares of common stock issuable upon conversion of our redeemable convertible preferred stock, exclusive of any shares issuable with respect to the accrued dividends, was 18,643,769 shares. After giving effect to the 4,849,933 shares of common stock issued in full satisfaction of the accrued dividends described above, 23,493,702 shares of common stock, were issued and are issuable, in the aggregate upon conversion of our Series A, Series B, Series C and Series D redeemable convertible preferred stock. In connection with the Amendment and Restatement, the minimum offering price per share required for an initial public offering to cause an automatic conversion of all shares of our redeemable convertible preferred stock into shares of our common stock was changed to \$17.30. In connection with our Series E redeemable convertible preferred stock financing, such minimum offering price per share was increased, as described below.

### **Series E Redeemable Convertible Preferred Stock Financing**

In January and March 2020, we issued a total of 57,781,875 shares of our Series E redeemable convertible preferred stock for \$2.20 per share. The shares were issued to new and existing stockholders generating \$126.8 million in proceeds, net of issuance costs. Each share of Series E redeemable convertible preferred stock will convert into 0.1266 share of our common stock upon the closing of this offering in accordance with our amended and restated certificate of incorporation.

The participants in the Series E redeemable convertible preferred stock financing included certain beneficial owners of more than 5% of our capital stock and entities affiliated with certain of our directors, as set forth in the table below:

<b>Related Party</b>	<b>Shares of Series E Redeemable Convertible Preferred Stock (#)</b>
D1 Capital Partners Master LP	30,262,954
Entities affiliated with Fidelity	7,593,181
Entities affiliated with T. Rowe Price	5,957,727
Perceptive Life Sciences Master Fund Ltd	4,545,454
Entities affiliated with Partner Fund Management	3,913,409

In connection with the Series E redeemable convertible preferred stock financing, the minimum offering price per share required for an initial public offering to cause an automatic conversion of all shares of our redeemable convertible preferred stock into shares of our common stock was changed to \$19.12.

### ***Amended and Restated Stockholders Agreement***

In January 2020, in connection with the closing of our Series E redeemable convertible preferred stock financing, we entered into the Stockholders Agreement with certain holders of our capital stock, including with certain beneficial owners of more than 5% of our capital stock and entities affiliated with certain of directors. The Stockholders Agreement provides certain holders of our capital stock with certain information rights, voting rights, and preemptive rights, which rights will terminate upon the completion of this offering.

Following the completion of this offering, the Stockholders Agreement will require us to, among other things, for as long as Warburg Pincus or Mubadala, together with their respective affiliates, own at least 5% and 7%, respectively, of our issued and outstanding common stock, nominate and use our best efforts (including, without limitation, soliciting proxies for each of the Warburg Pincus and Mubadala designees to the same extent as we do for any of our other nominees to our board of directors) to have (i) such number of individuals designated by Warburg Pincus and its affiliates elected to our board of directors so that the number of individuals designated by Warburg Pincus and its affiliates for election to our board of directors as compared to the size of our board of directors is proportionate to the number of shares of issued and outstanding common stock then owned by Warburg Pincus and its affiliates as compared to the number of shares of issued and outstanding

## [Table of Contents](#)

common stock at such time, and (ii) one individual designated by Mubadala elected to our board of directors. As long as Warburg Pincus and its affiliates own at least 5% of the issued and outstanding common stock, Warburg Pincus shall have the right to designate at least one individual for election to our board of directors. Any Warburg Pincus or Mubadala designees serving on our board of directors will also have the right to sit on any committees of our board of directors, and on the boards of directors or boards of managers of any of our subsidiaries. Additionally, for as long as Warburg Pincus is entitled to appoint one or more persons to our board of directors, our board of directors, or a committee thereof consisting of non-employee directors, shall, if requested by Warburg Pincus, and to the extent then permitted under applicable law, adopt resolutions and otherwise use reasonable efforts without material cost to us to cause any acquisition from us of securities or disposition of securities to us (including in connection with any exercise of warrants or other derivative securities held by Warburg Pincus or their affiliates) to be exempt under Rule 16b-3 under the Exchange Act.

### **Amended and Restated Registration Rights Agreement**

In January 2020, in connection with the closing of our Series E redeemable convertible preferred stock financing, we entered into an amended and restated registration rights agreement (the RRA) with certain holders of our capital stock, including with certain beneficial owners of more than 5% of our capital stock and entities affiliated with certain of directors. For a detailed description of registration rights under the RRA, see the section titled “Description of Capital Stock—Registration Rights.”

### **Employment and Change in Control and Severance Agreements with Executive Officers**

We have entered into an employment agreement with our chief executive officer, Leslie Trigg, and CIC Agreements with each of our executive officers. See “Executive Compensation— Additional Narrative Disclosure—Employment Agreements and Potential Payments Upon Termination or Change in Control—Existing Executive Employment Arrangements” for further discussion of these arrangements.

### ***Stock Option Grants to Executive Officers and Directors***

We have granted options to our executive officers and certain of our directors as more fully described in the sections entitled “Executive Compensation” and “Management—Director Compensation.”

### **Indemnification of Directors and Executive Officers**

We have entered into indemnification agreements with each of our directors and executive officers. The indemnification agreements and our bylaws will require us to indemnify our directors against certain liabilities, costs and expenses to the fullest extent not prohibited by DGCL, and have purchased directors’ and officers’ liability insurance. Subject to very limited exceptions, our bylaws will also require us to advance expenses incurred by our directors and officers. For more information regarding these agreements, see the section titled “Management—Limitations on Director and Officer Liability and Indemnification.” We have also entered into a letter agreement with Warburg Pincus agreeing that our indemnification obligations to directors appointed by Warburg Pincus are primary as compared to any indemnification obligations owed by Warburg Pincus.

### **Policies and Procedures for Related Party Transactions**

Our audit committee has the primary responsibility for the review, approval and oversight of any “related party transaction,” which is any transaction, arrangement or relationship (or series of similar transactions, arrangements or relationships) in which we are, were or will be a participant and the amount involved exceeds \$120,000, and in which the related person has, had or will have a direct or indirect material interest. We intend to adopt a written related party transaction policy to be effective upon the completion of this offering. Under our related party transaction policy, our management will be required to submit any related party transaction not previously approved or ratified by our audit committee to our audit committee. In approving or rejecting the proposed transactions, our audit committee will take into account all of the relevant facts and circumstances available. All of the transactions described in this section occurred prior to the adoption of this policy.

## PRINCIPAL STOCKHOLDERS

The following table sets forth certain information with respect to the beneficial ownership of our common stock as of August 31, 2020 and as adjusted to reflect the sale of our common stock offered by us in this offering for:

- each person, or group of affiliated persons, known by us to beneficially own more than 5% of our common stock;
- each of our directors;
- each of our named executive officers; and
- all directors and executive officers as a group.

Beneficial ownership is determined in accordance with the rules of the SEC. Under such rules, beneficial ownership includes any shares over which the individual has sole or shared voting power or investment power as well as any shares that the individual has the right to acquire within 60 days of August 31, 2020, through the exercise of any option, warrant or other right. In computing the percentage beneficial ownership of a person, common stock not outstanding and subject to options, warrants or other rights held by that person that are currently exercisable or exercisable within 60 days of August 31, 2020 are deemed outstanding for purposes of calculating the percentage ownership of that person, but are not deemed outstanding for computing the percentage ownership of any other person. Subject to the foregoing, percentage of beneficial ownership is based on 6,094,629 shares of common stock outstanding as of August 31, 2020, and assumes the conversion of all outstanding shares of redeemable convertible preferred stock as of that date into 25,957,884 shares of common stock. Percentage of beneficial ownership after this offering (assuming no exercise of the underwriters' option to purchase additional shares) also assumes (i) the issuance and sale by us of 8,951,111 shares of common stock in this offering and (ii) the issuance of 274,590 shares of our common stock, at the initial public offering price of \$27.00 per share, upon the net exercise of Series B redeemable convertible preferred stock warrants and the cash exercise of Series C redeemable convertible preferred stock warrants, in each case outstanding as of August 31, 2020 that would otherwise expire upon completion of this offering. The table below excludes any shares of our common stock that may be purchased in this offering. See "Underwriting—Reserved Share Program."

To our knowledge, except as set forth in the footnotes to this table and subject to applicable community property laws, each person named in the table has sole voting and investment power with respect to the shares set forth opposite such person's name. Except as otherwise indicated, the address of each of the persons in this table is c/o Outset Medical, Inc., 3052 Orchard Drive, San Jose, California 95134.

[Table of Contents](#)

Name of Beneficial Owner	Shares of Voting Common Stock Beneficially Owned Before and After this Offering	Percentage of Voting Common Stock Beneficially Owned Before this Offering	Percentage of Voting Common Stock Beneficially Owned After this Offering
<b>Directors and Named Executive Officers:</b>			
Leslie Trigg <sup>(1)</sup>	693,142	2.1%	1.7%
Thomas J. Carella	—	—	—
Rebecca Chambers <sup>(2)</sup>	72,760	*	*
D. Keith Grossman <sup>(3)</sup>	241,467	*	*
Patrick T. Hackett	—	—	—
Jim Hinrichs	—	—	—
Ali Osman	—	—	—
Martin Vazquez <sup>(4)</sup>	118,862	*	*
<b>All executive officers and directors as a group (9 persons)<sup>(5)</sup></b>	<b>1,126,233</b>	<b>3.4</b>	<b>2.7</b>
<b>5% Stockholders:</b>			
Entities affiliated with Warburg Pincus <sup>(6)</sup>	8,971,362	28.0	21.7
Entities affiliated with Fidelity <sup>(7)</sup>	4,752,115	14.8	11.5
D1 Master Holdco I LLC <sup>(8)</sup>	3,830,753	12.0	9.3
Entities affiliated with T. Rowe Price <sup>(9)</sup>	3,704,379	11.6	9.0
Aurora Investment Company LLC <sup>(10)</sup>	2,890,343	9.0	7.0
Entities affiliated with Partner Fund Management <sup>(11)</sup>	2,391,585	7.5	5.8
Perceptive Life Sciences Master Fund Ltd <sup>(12)</sup>	2,072,824	6.4	5.0

\* Indicates beneficial ownership of less than 1% of the outstanding shares of our common stock.

- (1) Consists of (i) 161,580 shares of common stock held directly by Ms. Trigg, (ii) 8,770 shares of common stock held by Trigg Family Trust U/A DTD 01/01/2002, and (iii) 522,792 shares of common stock issuable pursuant to options held directly by Ms. Trigg exercisable within 60 days of August 31, 2020.
- (2) Consists of 72,760 shares of common stock issuable pursuant to options held directly by Ms. Chambers exercisable within 60 days of August 31, 2020.
- (3) Consists of (i) 11,604 shares of common stock held by The D. Keith and Hallie H. Grossman Family Living Trust, and (ii) 229,863 shares of common stock issuable pursuant to options held directly by Mr. Grossman exercisable within 60 days of August 31, 2020.
- (4) Consists of 118,862 shares of common stock issuable pursuant to options held directly by Mr. Vazquez exercisable within 60 days of August 31, 2020.
- (5) Consists of (i) all shares of common stock beneficially owned by our directors and four current executive officers, and (ii) all shares of common stock issuable upon exercise of options held by our directors and four current executive officers that are exercisable within 60 days of August 31, 2020.
- (6) Consists of (i) 278,111 shares of common stock beneficially owned by Warburg Pincus X Partners, L.P. (WPXP), and (ii) 8,693,251 shares of common stock beneficially owned by WP X Finance, L.P. (WP X Finance). WPX GP, L.P., a Delaware limited partnership (WPX GP), is the managing general partner of WP X Finance. Warburg Pincus Private Equity X, L.P., a Delaware limited partnership (WP X), is the general partner of WPX GP. Warburg Pincus X, L.P., a Delaware limited partnership (WPX LP), is the general partner of WPX and WPXP. Warburg Pincus X GP L.P., a Delaware limited partnership (WP X GP LP), is the general partner of WPX LP. WPP GP LLC, a Delaware limited liability company (WPP GP), is the general partner of WP X GP LP. Warburg Pincus Partners, L.P., a Delaware limited partnership (WP Partners), is the managing member of WPP GP. Warburg Pincus Partners GP LLC, a Delaware limited liability company (WP Partners GP), is the general partner of WP Partners. Warburg Pincus & Co., a New York general partnership (WP, and together with WPXP, WP X Finance, WP X, WPX LP, WP X GP LP, WPP GP, WP Partners and WP Partners GP, the Warburg Pincus Entities), is the managing member of WP Partners GP. The business address for each of these entities is c/o Warburg Pincus & Co., 450 Lexington Avenue, New York, New York 10017.

## Table of Contents

- (7) Consists of (i) 676,392 shares of common stock beneficially owned by Fidelity Mt. Vernon Street Trust: Fidelity Growth Company Fund, whose address is BNY Mellon, One BNY Mellon Center, 500 Grant Street AIM 151-2700, Pittsburgh, PA 15258, (ii) 168,553 shares of common stock beneficially owned by Fidelity Mt. Vernon Street Trust: Fidelity Series Growth Company Fund, whose address is Mag & Co., c/o Brown Brothers Harriman & Co., 140 Broadway, New York, NY 10005, (iii) 545,772 shares of common stock beneficially owned by Fidelity Growth Company Commingled Pool, whose address is Mag & Co., c/o Brown Brothers Harriman & Co., 140 Broadway, New York, NY 10005, (iv) 1,451,090 shares of common stock beneficially owned by Fidelity Select Portfolios: Health Care Portfolio, whose address is Mag & Co., c/o Brown Brothers Harriman & Co., 140 Broadway, New York, NY 10005, (v) 134,417 shares of common stock beneficially owned by Variable Insurance Products Fund IV: Health Care Portfolio, whose address is M. Gardiner & Co, c/o JPMorgan Chase Bank, N.A., P.O. Box 35308, Newark, NJ 07101-8006, (vi) 487,069 shares of common stock beneficially owned by Fidelity Advisor Series VII: Fidelity Advisor Health Care Fund, whose address is M. Gardiner & Co, c/o JPMorgan Chase Bank, N.A., P.O. Box 35308, Newark, NJ 07101-8006, (vii) 1,006,234 shares of common stock beneficially owned by Fidelity Select Portfolios: Select Medical Technology and Devices Portfolio, whose address is Mag & Co., c/o Brown Brothers Harriman & Co., 140 Broadway, New York, NY 10005, (viii) 241,241 shares of common stock beneficially owned by Fidelity Central Investment Portfolios LLC: Fidelity Health Care Central Fund, whose address is M. Gardiner & Co, c/o JPMorgan Chase Bank, N.A., P.O. Box 35308, Newark, NJ 07101-8006, and (ix) 41,347 shares of common stock beneficially owned by Fidelity Mt. Vernon Street Trust: Fidelity Growth Company K6 Fund, whose address is BNY Mellon, One BNY Mellon Center, 500 Grant Street AIM 151-2700, Pittsburgh, PA 15258 (collectively, the Fidelity Entities). The Fidelity Entities are managed by direct or indirect subsidiaries of FMR LLC. Abigail P. Johnson is a Director, the Chairman, the Chief Executive Officer and the President of FMR LLC. Members of the Johnson family, including Abigail P. Johnson, are the predominant owners, directly or through trusts, of Series B voting common shares of FMR LLC, representing 49% of the voting power of FMR LLC. The Johnson family group and all other Series B shareholders have entered into a shareholders' voting agreement under which all Series B voting common shares will be voted in accordance with the majority vote of Series B voting common shares. Accordingly, through their ownership of voting common shares and the execution of the shareholders' voting agreement, members of the Johnson family may be deemed, under the Investment Company Act of 1940, to form a controlling group with respect to FMR LLC. Neither FMR LLC nor Abigail P. Johnson has the sole power to vote or direct the voting of the shares owned directly by the various investment companies registered under the Investment Company Act (Fidelity Funds) advised by Fidelity Management & Research Company (FMR Co), a wholly owned subsidiary of FMR LLC, which power resides with the Fidelity Funds' Boards of Trustees. Fidelity Management & Research Company carries out the voting of the shares under written guidelines established by the Fidelity Funds' Boards of Trustees.
- (8) Consists of 3,830,753 shares of common stock held by D1 Master Holdco I LLC. D1 Master Holdco I LLC is a wholly owned subsidiary of D1 Capital Partners Master LP. D1 Capital Partners L.P. is a registered investment adviser and serves as the investment manager of private investment vehicles and accounts, including D1 Capital Partners Master LP and may be deemed to beneficially own the shares of common stock held by D1 Master Holdco I LLC. Daniel Sundheim indirectly controls D1 Capital Partners L.P. The business address of each of D1 Master Holdco I LLC, D1 Capital Partners Master LP, D1 Capital Partners L.P. and Daniel Sundheim is 9 West 57th Street, 36th Floor, New York, New York 10019.
- (9) Consists of (i) 1,667,972 shares of common stock held by Bridge & Co., nominee for T. Rowe Price New Horizons Fund, Inc., (ii) 1,576,961 shares of common stock held by Lobstercrew & Co., nominee for T. Rowe Price Health Sciences Fund, Inc., (iii) 171,849 shares of common stock held by Amidspeed & Co., nominee for T. Rowe Price New Horizons Trust, (iv) 99,676 shares of common stock held by Squidrig & Co., nominee for VALIC Company I – Health Sciences Fund, (v) 88,333 shares of common stock held by Mac & Co, LLC, nominee for TD Mutual Funds – TD Health Sciences Fund, (vi) 87,219 shares of common stock held by HorizonBeach & Co., nominee for T. Rowe Price Health Sciences Portfolio, (vii) 9,582 shares of common stock held by Icecold & Co., nominee for T. Rowe Price U.S. Equities Trust, and (viii) 2,787 shares of common stock held by Holdcap & Co., nominee for MassMutual Select Funds – MassMutual Select T. Rowe Price Small and Mid Cap Blend Fund (such nominees and beneficial owners, collectively, the T. Rowe Price

## Table of Contents

Entities). T. Rowe Price Associates, Inc. (TRPA) serves as investment adviser or subadviser, as applicable, with power to direct investments and/or to vote the securities owned by the T. Rowe Price Entities. For purposes of reporting requirements of the Securities Exchange Act of 1934, TRPA may be deemed to be the beneficial owner of all of the shares held by the T. Rowe Price Entities; however, TRPA expressly disclaims that it is, in fact, the beneficial owner of such securities. TRPA is the wholly owned subsidiary of T. Rowe Price Group, Inc., which is a publicly traded financial services holding company. The address of each of the T. Rowe Price Entities, TRPA and T. Rowe Price Group, Inc. is c/o T. Rowe Price Associates, Inc., 100 East Pratt Street, Baltimore, MD 21202.

- (10) Aurora Investment Company LLC is a limited liability company organized under the laws of the Emirate of Abu Dhabi. Mubadala Investment Company PJSC, a public joint stock company established under the laws of the Emirate of Abu Dhabi (Mubadala), is the sole owner of Mamoura Diversified Global Holding PJSC, a public joint stock company established under the laws of the Emirate of Abu Dhabi (MDGH). MDGH wholly owns Mubadala Technology Investments (Mubadala Technology) LLC, a limited liability company organized under the laws of the Emirate of Abu Dhabi (Mubadala Technology). Mubadala Technology is the direct parent of Aurora Investment Company LLC by virtue of its 99% direct ownership of Aurora Investment Company LLC. Accordingly, Mubadala, MDGH and Mubadala Technology may be deemed to have shared voting and investment power over the shares held by Aurora Investment Company LLC. Aurora Investment Company LLC's address is Mamoura A Building, Muroor Street, P.O. Box 45005, Abu Dhabi, United Arab Emirates.
- (11) Consists of (i) 2,159,072 shares of common stock beneficially owned by PFM Healthcare Master Fund, L.P. (HCM), (ii) 215,684 shares of common stock beneficially owned by Partner Investments, L.P. (PI), and (iii) 16,829 shares of common stock beneficially owned by PFM Liquidating Sidepocket Fund, L.P. (LSF and collectively with HCM and PI, the PFM Funds). Partner Fund Management, L.P. (PFM) is the investment advisor for HCM. Partner Investment Management, L.P. (PIM) is the investment advisor for PI and LSF. Partner Fund Management GP, LLC (PFM-GP) and Partner Investment Management GP, LLC (PIM-GP) are, respectively, the general partners of PFM and PIM. Brian D. Grossman is the portfolio manager for the health care strategy for the PFM Funds. Christopher M. James is the portfolio manager for the diversified strategy for the PFM Funds. Messrs. Grossman and James are co-managing members of PFM-GP and PIM-GP. PFM and PFM-GP may be deemed to beneficially own 2,159,072 shares of common stock. PIM and PIM-GP may be deemed to beneficially own 232,513 shares of common stock. Messrs. Grossman and James may be deemed to beneficially own 2,391,585 shares of common stock. The address of the principal business office of the PFM Funds, PFM, PIM, PFM-GP, PIM-GP, and Messrs. Grossman and James is c/o Partner Fund Management, L.P., 4 Embarcadero Center, Suite 3500, San Francisco, CA 94111.
- (12) Consists of (i) 1,863,399 shares of common stock beneficially owned by Perceptive Life Sciences Master Fund Ltd (Perceptive Master Fund) and (ii) 209,425 shares of common stock issuable pursuant to the conversion of shares of our Series C redeemable convertible preferred stock issuable pursuant to a warrant held by Perceptive Credit Holdings, LP (Perceptive Credit Fund) exercisable within 60 days of August 31, 2020. Perceptive Advisors LLC (Perceptive Advisors, and together with Perceptive Master Fund and Perceptive Credit Fund, the Perceptive Entities) serves as the investment manager to Perceptive Master Fund and Perceptive Credit Fund and may be deemed to beneficially own the securities directly held by Perceptive Master Fund and Perceptive Credit Fund. Joseph Edelman is the managing member of Perceptive Advisors and may be deemed to beneficially own the securities directly held by Perceptive Master Fund and Perceptive Credit Fund. The address for the Mr. Edelman and the Perceptive Entities is 51 Astor Place, 10th Floor, New York, NY 10003.

## DESCRIPTION OF CAPITAL STOCK

This section contains a description of our capital stock and the material provisions of our amended and restated certificate of incorporation and bylaws that will be in effect upon the completion of this offering and is qualified by reference to the forms of our amended and restated certificate of incorporation and our bylaws filed as exhibits to the registration statement relating to this prospectus, and by the applicable provisions of Delaware law. The descriptions of our common stock and preferred stock reflect changes to our capital structure that will occur upon the closing of this offering.

### **General**

Upon the completion of this offering, our amended and restated certificate of incorporation will authorize 300,000,000 shares of common stock, \$0.001 par value per share, and 5,000,000 shares of undesignated preferred stock, \$0.001 par value per share, the rights, preferences and privileges of which may be designated from time to time by our board of directors.

### **Common Stock**

As of June 30, 2020, after giving effect to the automatic conversion of all outstanding shares of our redeemable convertible preferred stock into 25,957,884 shares of our common stock, which will occur immediately prior to the completion of this offering and the issuance of 274,590 shares of our common stock, at the initial public offering price of \$27.00 per share, upon the net exercise of Series B redeemable convertible preferred stock warrants and the cash exercise of Series C redeemable convertible preferred stock warrants, in each case outstanding as of June 30, 2020 that would otherwise expire upon completion of this offering, there were outstanding 32,034,517 shares of our common stock, held by approximately 343 stockholders of record, and 5,008,777 shares of our common stock issuable upon exercise of outstanding stock options.

### ***Dividend Rights***

Subject to preferences that may apply to shares of preferred stock outstanding at the time, the holders of outstanding shares of our common stock are entitled to receive dividends out of funds legally available if our board of directors, in its discretion, determines to issue dividends and only then at the times and in the amounts that our board of directors may determine. See the section titled “Dividend Policy” for more information.

### ***Voting Rights***

The holders of our common stock are entitled to one vote per share. Stockholders do not have the ability to cumulate votes for the election of directors. Our amended and restated certificate of incorporation and bylaws that will be in effect upon completion of this offering will provide for a classified board of directors consisting of three classes of approximately equal size, each serving staggered three-year terms. Only one class of directors will be elected at each annual meeting of our stockholders, with the other classes continuing for the remainder of their respective three-year terms.

### ***No Preemptive or Similar Rights***

Our common stock is not entitled to preemptive rights and is not subject to redemption or sinking fund provisions.

### ***Right to Receive Liquidation Distributions***

Upon our liquidation, dissolution or winding-up, the assets legally available for distribution to our stockholders would be distributable ratably among the holders of our common stock and any participating



## [Table of Contents](#)

preferred stock outstanding at that time, subject to prior satisfaction of all outstanding debt and liabilities and the preferential rights of and the payment of liquidation preferences, if any, on any outstanding shares of preferred stock.

### **Preferred Stock**

Pursuant to the provisions of our certificate of incorporation in effect prior to this offering, 204,996,119 currently outstanding shares of our redeemable convertible preferred stock will automatically be converted into 25,957,884 shares of our common stock upon the completion of this offering. Following the completion of this offering, no shares of our preferred stock will be outstanding.

Pursuant to our amended and restated certificate of incorporation that will become effective immediately prior to the completion of this offering, our board of directors will be authorized, subject to limitations prescribed by Delaware law, to issue preferred stock in one or more series, to establish from time to time the number of shares to be included in each series and to fix the designation, powers, preferences and rights of the shares of each series and any of its qualifications, limitations or restrictions, in each case without further vote or action by our stockholders. Our board of directors can also increase or decrease the number of shares of any series of preferred stock, but not below the number of shares of that series then outstanding, without any further vote or action by our stockholders. Our board of directors may authorize the issuance of preferred stock with voting or conversion rights that could adversely affect the voting power or other rights of the holders of our common stock. The issuance of preferred stock, while providing flexibility in connection with possible acquisitions and other corporate purposes, could, among other things, have the effect of delaying, deferring or preventing a change in our control and might adversely affect the market price of our common stock and the voting and other rights of the holders of our common stock. We have no current plan to issue any shares of preferred stock.

### **Stock Options**

As of June 30, 2020, we had outstanding options to purchase an aggregate of 5,008,777 shares of our common stock, with a weighted-average exercise price of \$5.25 per share, pursuant to our equity incentive plans.

### **Registration Rights**

Following the completion of this offering, the holders of an aggregate of 30,712,495 shares of our common stock, including 25,885,327 shares of common stock issuable upon conversion of our redeemable convertible preferred stock, or their permitted transferees, will be entitled to rights with respect to the registration of these shares under the Securities Act. These shares are referred to as registrable securities. These rights are provided under the terms of our RRA, which registration rights include demand registration rights, shelf registration rights and piggyback registration rights. All fees, costs and expenses incurred in connection with the registration of registrable securities, including reasonable fees and disbursements of one special counsel to the selling stockholders and one accounting firm, will be borne by us and all selling expenses, including underwriting discounts and selling commissions, will be borne by the holders of the shares being registered.

#### ***Demand Registration Rights***

Under the terms of the RRA, if we receive a written request from Warburg Pincus at any time, or a written request from The Vertical Group or D1 Capital Partners at any time after 180 days following the effective date of this offering, that we file a registration statement under the Securities Act covering the registration of registrable securities, then we will be required to file as soon as practicable, and in any event no later than (i) 90 days following such request, in the case of a request for registration on Form S-1, or (ii) 30 days in the case of a request for registration on Form S-3 (if we are then eligible to file on such form), a registration statement

## [Table of Contents](#)

covering all registrable securities requested to be registered for public resale. We may defer the filing of a registration statement for up to two times in any 12-month period, for an aggregate of no more than 90 days if our Chief Executive Officer or an equivalent senior executive officer of the Company certifies that the filing would require us to make an adverse disclosure.

### ***Shelf Registration Rights***

After this offering, we are obligated under the RRA to use our reasonable best efforts to become eligible to file a registration statement on Form S-3 for secondary sales. Under the terms of the RRA, promptly following the date on which we become eligible to file a registration statement on Form S-3 for secondary sales, we must notify (Eligibility Notice) certain of our stockholders (Initial S-3 Holders) in writing of our eligibility and intention to file and maintain a registration statement on Form S-3 covering the registrable securities held by such Initial S-3 Holders. Each Initial S-3 Holder will have ten days after receipt of the Eligibility Notice to provide us with a notice (each, an S-3 Shelf Notice) specifying the aggregate amount of registrable securities held by such Initial S-3 Holders to be included in the registration statement. Under the terms of the RRA, we will be obligated to file promptly, and no later than the earlier of (i) 30 days following receipt of the S-3 Shelf Notices and (ii) 40 days following our delivery of the Eligibility Notice, a registration statement on Form S-3 covering all registrable securities requested to be registered in the S-3 Shelf Notices and additional registrable securities held by certain of our stockholders other than the Initial S-3 Holders who request the inclusion of their registrable securities in the registration statement in accordance with the terms of the RRA. If we are not eligible to file or maintain a registration statement on Form S-3 for secondary sales at any time following the first anniversary of this offering, Warburg Pincus, The Vertical Group or D1 Capital Partners may require us to file a shelf registration statement on Form S-1 registering the registrable securities requested by such stockholder, and additional registrable securities held by certain of our stockholders who request the inclusion of their registrable securities in the registration statement in accordance with the terms of the RRA.

### ***Piggyback Registration Rights***

If we register any of our securities for public sale, each holder of registrable securities has a right to request the inclusion of any then-outstanding registrable securities held by them on our registration statement. However, this right does not apply to (i) this offering, (ii) certain registrations effected under the terms of the RRA, (iii) a registration statement on Form S-4 or S-8 (or such other similar successor forms then in effect under the Securities Act), (iv) a registration of securities solely relating to an offering and sale to employees, directors or consultants of the Company or our subsidiaries pursuant to any employee stock plan or other employee benefit plan arrangement, (v) a registration pursuant to which we offer to exchange our own securities for other securities, (vi) a registration relating solely to dividend reinvestment or similar plans, or (vii) a shelf registration statement pursuant to which only the initial purchasers and subsequent transferees of debt securities of the Company or any of our subsidiaries that are convertible or exchangeable for shares of our common stock and that are initially issued pursuant to Rule 144A and/or Regulation S (or any successor provisions) of the Securities Act may resell such notes and sell the shares of our common stock into which such notes may be converted or exchanged. The Company has the right to terminate or withdraw any registration, whether or not any registrable securities has been elected to be included. If the underwriters of any underwritten offering determine in their reasonable discretion to limit the number of registrable securities to be included in such underwritten offering, the number of registrable securities to be registered will be apportioned in accordance with the terms of the RRA. However, the number of registrable securities to be registered cannot be reduced unless all other securities are first entirely excluded from the underwriting.

### **Anti-Takeover Provisions**

The provisions of the DGCL, our amended and restated certificate of incorporation and our bylaws to be in effect following this offering could have the effect of delaying, deferring or discouraging another person from acquiring control of our company. These provisions, which are summarized below, are expected to discourage

## [Table of Contents](#)

certain types of coercive takeover practices and inadequate takeover bids and encourage persons seeking to acquire control of our company to first negotiate with our board of directors. We believe that the benefits of increased protection of our potential ability to negotiate with an unfriendly or unsolicited acquirer outweigh the disadvantages of discouraging a proposal to acquire us because negotiation of these proposals could result in an improvement of their terms.

### *Section 203 of the DGCL*

We are subject to the provisions of Section 203 of the DGCL regulating corporate takeovers. In general, Section 203 prohibits a publicly held Delaware corporation from engaging in a “business combination” with an “interested stockholder” for a three-year period following the date that this stockholder becomes an interested stockholder, unless the business combination is approved in a prescribed manner. Under Section 203, a business combination between a corporation and an interested stockholder is prohibited unless it satisfies one of the following conditions:

- before the stockholder became interested, our board of directors approved either the business combination or the transaction, which resulted in the stockholder becoming an interested stockholder;
- upon consummation of the transaction, which resulted in the stockholder becoming an interested stockholder, the interested stockholder owned at least 85% of the voting stock of the corporation outstanding at the time the transaction commenced, excluding for purposes of determining the voting stock outstanding, shares owned by persons who are directors and also officers, and employee stock plans in some instances, but not the outstanding voting stock owned by the interested stockholder; or
- at or after the time the stockholder became interested, the business combination was approved by our board and authorized at an annual or special meeting of the stockholders by the affirmative vote of at least two-thirds of the outstanding voting stock, which is not owned by the interested stockholder.

Section 203 defines a business combination to include:

- any merger or consolidation involving the corporation and the interested stockholder;
- any sale, transfer, lease, pledge or other disposition involving the interested stockholder of 10% or more of the assets of the corporation;
- subject to exceptions, any transaction that results in the issuance of transfer by the corporation of any stock of the corporation to the interested stockholder;
- subject to exceptions, any transaction involving the corporation that has the effect of increasing the proportionate share of the stock of any class or series of the corporation beneficially owned by the interested stockholder; and
- the receipt by the interested stockholder of the benefit of any loans, advances, guarantees, pledges or other financial benefits provided by or through the corporation.

In general, Section 203 defines an interested stockholder as any entity or person beneficially owning 15% or more of the outstanding voting stock of the corporation and any entity or person affiliated with or controlling or controlled by the entity or person.

### *Amended and Restated Certificate of Incorporation and Bylaw Provisions*

Our amended and restated certificate of incorporation and our bylaws will include a number of provisions that may have the effect of deterring hostile takeovers, or delaying or preventing changes in control of our management team or changes in our board of directors or our governance or policy, including the following:

#### *Board Vacancies*

Our amended and restated certificate of incorporation and bylaws will authorize generally only our board of directors to fill vacant directorships resulting from any cause or created by the expansion of our board of directors. In addition, the number of directors constituting our board of directors may be set only by resolution adopted by a majority vote of our entire board of directors. These provisions prevent a stockholder from increasing the size of our board of directors and gaining control of our board of directors by filling the resulting vacancies with its own nominees.

#### *Classified Board*

Our amended and restated certificate of incorporation and bylaws will provide that our board of directors is classified into three classes of directors. The existence of a classified board of directors could delay a successful tender offeror from obtaining majority control of our board of directors, and the prospect of that delay might deter a potential offeror. See the section titled “Management—Corporate Governance—Classified Board of Directors” for additional information.

#### *Directors Removed Only for Cause*

Our amended and restated certificate of incorporation will provide that stockholders may remove directors only for cause.

#### *Supermajority Requirements for Amendments of Our Amended and Restated Certificate of Incorporation and Bylaws*

Our amended and restated certificate of incorporation will further provide that the affirmative vote of holders of at least two-thirds of the voting power of our outstanding common stock will be required to amend certain provisions of our amended and restated certificate of incorporation, including provisions relating to the classified board, the size of the board of directors, removal of directors, special meetings, actions by written consent and designation of our preferred stock. The affirmative vote of holders of at least two-thirds of the voting power of our outstanding common stock will be required to amend or repeal our bylaws, although our bylaws may be amended by a simple majority vote of our board of directors.

#### *Stockholder Action; Special Meetings of Stockholders*

Our amended and restated certificate of incorporation will provide that our stockholders may not take action by written consent, but may only take action at annual or special meetings of our stockholders. As a result, holders of our capital stock would not be able to amend our bylaws or remove directors without holding a meeting of our stockholders called in accordance with our bylaws. Our amended and restated certificate of incorporation and our bylaws will provide that special meetings of our stockholders may be called only by a majority of our board of directors, the chairperson of our board of directors, our chief executive officer, our president or the lead independent director, thus prohibiting a stockholder from calling a special meeting. These provisions might delay the ability of our stockholders to force consideration of a proposal or for stockholders to take any action, including the removal of directors.

*Advance Notice Requirements for Stockholder Proposals and Director Nominations*

Our bylaws will provide advance notice procedures for stockholders seeking to bring business before our annual meeting of stockholders or to nominate candidates for election as directors at our annual meeting of stockholders. To be timely, a stockholder's notice generally must be delivered to us not later than the close of business on the 90<sup>th</sup> day nor earlier than the close of business on the 120<sup>th</sup> day prior to the first anniversary of the preceding year's annual meeting of stockholders. Our bylaws also will specify certain requirements regarding the form and content of a stockholder's notice. With respect to nominations of persons for election to our board of directors, the notice shall provide information about the nominee, including, among other things, name, age, address, principal occupation, ownership of our capital stock and whether they meet applicable independence requirements. With respect to the proposal of other business to be considered by our stockholders at an annual meeting, the notice shall provide a brief description of the business desired to be brought before the meeting, the text of the proposal or business, the reasons for conducting such business at the meeting and any material interest in such business by such stockholder and any beneficial owners and associated persons on whose behalf the notice is made, or the proposing persons. In addition, a stockholder's notice must set forth certain information related to the proposing persons, including, among other things:

- the name and address of the proposing persons;
- information as to the ownership by the proposing persons of our capital stock and any derivative interest or short interest in any of our securities held by the proposing persons;
- information as to any material relationships and interest between the proposing persons and us, any of our affiliates and any of our principal competitors;
- a representation that the stockholder is a holder of record of our stock entitled to vote at that meeting and that the stockholder intends to appear in person or by proxy at the meeting to propose such nomination or business; and
- a representation whether the proposing persons intend or are part of a group which intends to deliver a proxy statement or form of proxy to holders of at least the percentage of our outstanding capital stock required to elect the nominee or carry the proposal.

These provisions may preclude our stockholders from bringing matters before our annual meeting of stockholders or from making nominations for directors at our annual meeting of stockholders. We expect that these provisions might also discourage or deter a potential acquirer from conducting a solicitation of proxies to elect the acquirer's own slate of directors or otherwise attempting to obtain control of our company.

*No Cumulative Voting*

The DGCL provides that stockholders are not entitled to the right to cumulate votes in the election of directors unless a corporation's certificate of incorporation provides otherwise. Our amended and restated certificate of incorporation and bylaws will not provide for cumulative voting.

*Issuance of Undesignated Preferred Stock*

We anticipate that after the filing of our amended and restated certificate of incorporation, our board will have the authority, without further action by the stockholders, to issue up to 5,000,000 shares of undesignated preferred stock with rights and preferences, including voting rights, designated from time to time by our board of directors. The existence of authorized but unissued shares of preferred stock enables our board of directors to render more difficult or to discourage an attempt to obtain control of us by means of a merger, tender offer, proxy contest or otherwise.

*Exclusive Forum*

Our amended and restated certificate of incorporation will provide that, unless we consent in writing to the selection of an alternative forum, to the fullest extent permitted by law, the sole and exclusive forum for (1) any derivative action or proceeding brought on our behalf under Delaware law, (2) any action asserting a claim of breach of a fiduciary duty owed by any of our directors, officers or other employees to us or our stockholders, (3) any action arising pursuant to any provision of the DGCL or our amended and restated certificate of incorporation or bylaws, (4) any other action asserting a claim that is governed by the internal affairs doctrine shall be the Court of Chancery of the State of Delaware (or, if the Court of Chancery does not have jurisdiction, the federal district court for the District of Delaware) or (5) any other action asserting an “internal corporate claim,” as defined in Section 115 of the DGCL, in all cases subject to the court having jurisdiction over indispensable parties named as defendants. These exclusive-forum provisions do not apply to claims under the Securities Act or the Exchange Act. Any person or entity purchasing or otherwise acquiring any interest in our securities shall be deemed to have notice of and consented to this provision. Although we believe these provisions benefit us by providing increased consistency in the application of Delaware law for the specified types of actions and proceedings, the provisions may have the effect of discouraging lawsuits against us or our directors and officers.

To the extent that any such claims may be based upon federal law claims, Section 27 of the Exchange Act creates exclusive federal jurisdiction over all suits brought to enforce any duty or liability created by the Exchange Act or the rules and regulations thereunder.

Section 22 of the Securities Act creates concurrent jurisdiction for federal and state courts over all suits brought to enforce any duty or liability created by the Securities Act or the rules and regulations thereunder. However, our amended and restated certificate of incorporation, which will become effective immediately prior to the completion of this offering, contains a federal forum provision which provides that unless the Company consents in writing to the selection of an alternative forum, the federal district courts of the United States of America will be the exclusive forum for the resolution of any complaint asserting a cause of action arising under the Securities Act.

**Transfer Agent and Registrar**

Upon the completion of this offering, the transfer agent and registrar for our common stock will be American Stock Transfer & Trust Company.

**Exchange Listing**

We have applied to list our common stock on The Nasdaq Global Select Market under the symbol “OM.”

## SHARES ELIGIBLE FOR FUTURE SALE

Prior to this offering, there has been no public market for our common stock, and we cannot predict the effect, if any, that market sales of our common stock or the availability of our common stock for sale will have on the market price of our common stock prevailing from time to time. Future sales of our common stock in the public market, or the availability of such shares for sale in the public market, could adversely affect market prices prevailing from time to time. As described below, only a limited number of our common stock will be available for sale shortly after this offering due to contractual and legal restrictions on resale. Nevertheless, sales of our common stock in the public market after such restrictions lapse, or the perception that those sales may occur, could adversely affect the prevailing market price at such time and our ability to raise equity capital in the future.

Following the completion of this offering, based on the number shares of our common stock outstanding as of June 30, 2020, we will have a total of 40,985,628 shares of common stock outstanding (or 42,328,294 shares of our common stock if the underwriters exercise in full their option to purchase additional shares).

Of those outstanding shares, 8,951,111 shares of common stock sold in the offering will be freely tradeable, except that any shares purchased in this offering by our affiliates, as that term is defined in Rule 144 under the Securities Act, would only be able to be sold in compliance with the Rule 144 limitations described below.

The remaining outstanding common stock will be, and shares subject to outstanding options will be upon issuance, deemed “restricted securities” as defined in Rule 144 under the Securities Act. Restricted securities may be sold in the public market only if they are registered or if they qualify for an exemption from registration under Rule 144 or Rule 701 under the Securities Act, which rules are summarized below. All of our executive officers, directors and holders of substantially all of our equity securities are subject to lock-up agreements under which they have agreed, subject to specific exceptions, not to sell any of our equity securities for 180 days following the date of this prospectus. As a result of these agreements and subject to the provisions of Rule 144 or Rule 701, common stock will be available for sale in the public market as follows:

- beginning on the date of this prospectus, all 8,951,111 shares of our common stock sold in this offering will be immediately available for sale in the public market; and
- beginning 181 days after the date of this prospectus (subject to the terms of the lock-up and market standoff agreements described below), 32,034,517 additional shares will become eligible for sale in the public market, of which 13,837,076 shares will be held by affiliates and subject to the volume and other restrictions of Rule 144, as described below.

### Lock-Up Agreements

We, our directors and officers and holders of substantially all of our equity securities have agreed or will agree prior to the effective date of the registration statement of which this prospectus is a part, subject to certain exceptions, not to offer, pledge sell, contract to sell, transfer, lend or otherwise dispose of, directly or indirectly, any shares of our common stock or securities convertible into or exchangeable or exercisable for common stock, for 180 days after the date of this prospectus without first obtaining the written consent of BofA Securities, Inc., Morgan Stanley & Co. LLC and Goldman Sachs & Co. LLC, on behalf of the underwriters.

Upon the expiration of the lock-up period, substantially all of the shares subject to such lock-up restrictions will become eligible for sale, subject to the limitations discussed above. For a further description of these lock-up agreements, please see “Underwriting.”

## **Rule 144**

### *Non-Affiliate Resales of Restricted Securities*

In general, Rule 144 provides that once we have been subject to the public company reporting requirements of Section 13 or Section 15(d) of the Exchange Act for at least 90 days, a person who is not deemed to have been one of our affiliates for purposes of the Securities Act at any time during the 90 days preceding a sale and who has beneficially owned the common stock proposed to be sold for at least six months is entitled to sell those shares without complying with the manner of sale, volume limitation or notice provisions of Rule 144, subject to compliance with the public information requirements of Rule 144. If such a person has beneficially owned the common stock proposed to be sold for at least one year, including the holding period of any prior owner other than our affiliates, then that person would be entitled to sell those shares without complying with any of the requirements of Rule 144.

### *Affiliate Resales of Restricted Securities*

In general, Rule 144 provides that our affiliates or persons selling our common stock on behalf of our affiliates are entitled to sell upon expiration of the market standoff agreements and lock-up agreements described above, within any three-month period, a number of our common stock that does not exceed the greater of:

- 1% of the number of our common stock then outstanding, which will equal 409,856 shares immediately after the completion of this offering; or
- the average weekly trading volume of our common stock during the four calendar weeks preceding the filing of a notice on Form 144 with respect to that sale.

Sales of our common stock made in reliance upon Rule 144 by our affiliates or persons selling our common stock on behalf of our affiliates are also subject to certain manner of sale provisions and notice requirements and to the availability of current public information about us.

## **Rule 701**

Rule 701 generally allows a stockholder who purchased our common stock pursuant to a written compensatory plan or contract and who is not deemed to have been an affiliate of our company during the immediately preceding 90 days to sell these shares in reliance upon Rule 144, but without being required to comply with the public information, holding period, volume limitation or notice provisions of Rule 144. Rule 701 also permits affiliates of our company to sell their Rule 701 shares under Rule 144 without complying with the holding period requirements of Rule 144. All holders of Rule 701 shares, however, are required to wait until 90 days after the date of this prospectus before selling those shares pursuant to Rule 701.

## **Registration Rights**

Following the completion of this offering, the holders of an aggregate of 30,712,495 shares of our common stock, including 25,885,327 shares of common stock issuable upon conversion of our redeemable convertible preferred stock, or their permitted transferees, will be entitled to rights with respect to the registration of these shares under the Securities Act. These shares are referred to as registrable securities. These rights are provided under the terms of our RRA, which registration rights include demand registration rights, shelf registration rights and piggyback registration rights. All fees, costs and expenses incurred in connection with the registration of registrable securities, including reasonable fees and disbursements of one special counsel to the selling stockholders and one accounting firm, will be borne by us and all selling expenses, including underwriting discounts and selling commissions, will be borne by the holders of the shares being registered.



### ***Demand Registration Rights***

Under the terms of the RRA, if we receive a written request from Warburg Pincus at any time, or a written request from The Vertical Group or D1 Capital Partners at any time after 180 days following the effective date of this offering, that we file a registration statement under the Securities Act covering the registration of registrable securities, then we will be required to file as soon as practicable, and in any event no later than (i) 90 days following such request, in the case of a request for registration on Form S-1, or (ii) 30 days in the case of a request for registration on Form S-3 (if we are then eligible to file on such form), a registration statement covering all registrable securities requested to be registered for public resale. We may defer the filing of a registration statement for up to two times in any 12-month period, for an aggregate of no more than 90 days if our Chief Executive Officer or an equivalent senior executive officer of the Company certifies that the filing would require us to make an adverse disclosure.

### ***Shelf Registration Rights***

After this offering, we are obligated under the RRA to use our reasonable best efforts to become eligible to file a registration statement on Form S-3 for secondary sales. Under the terms of the RRA, promptly following the date on which we become eligible to file a registration statement on Form S-3 for secondary sales, we must provide the Initial S-3 Holders with the Eligibility Notice in writing, notifying them of our eligibility and intention to file and maintain a registration statement on Form S-3 covering the registrable securities held by such Initial S-3 Holders. Each Initial S-3 Holder will have ten days after receipt of the Eligibility Notice to provide us with an S-3 Shelf Notice specifying the aggregate amount of registrable securities held by such Initial S-3 Holders to be included in the registration statement. Under the terms of the RRA, we will be obligated to file promptly, and no later than the earlier of (i) 30 days following receipt of the S-3 Shelf Notices and (ii) 40 days following our delivery of the Eligibility Notice, a registration statement on Form S-3 covering all registrable securities requested to be registered in the S-3 Shelf Notices and additional registrable securities held by certain of our stockholders other than the Initial S-3 Holders who request the inclusion of their registrable securities in the registration statement in accordance with the terms of the RRA. If we are not eligible to file or maintain a registration statement on Form S-3 for secondary sales at any time following the first anniversary of this offering, Warburg Pincus, The Vertical Group or D1 Capital Partners may require us to file a shelf registration statement on Form S-1 registering the registrable securities requested by such stockholder, and additional registrable securities held by certain of our stockholders who request the inclusion of their registrable securities in the registration statement in accordance with the terms of the RRA.

### ***Piggyback Registration Rights***

If we register any of our securities for public sale, each holder of registrable securities has a right to request the inclusion of any then-outstanding registrable securities held by them on our registration statement. However, this right does not apply to (i) this offering, (ii) certain registrations effected under the terms of the RRA, (iii) a registration statement on Form S-4 or S-8 (or such other similar successor forms then in effect under the Securities Act), (iv) a registration of securities solely relating to an offering and sale to employees, directors or consultants of the Company or our subsidiaries pursuant to any employee stock plan or other employee benefit plan arrangement, (v) a registration pursuant to which we offer to exchange our own securities for other securities, (vi) a registration relating solely to dividend reinvestment or similar plans, or (vii) a shelf registration statement pursuant to which only the initial purchasers and subsequent transferees of debt securities of the Company or any of our subsidiaries that are convertible or exchangeable for shares of our common stock and that are initially issued pursuant to Rule 144A and/or Regulation S (or any successor provisions) of the Securities Act may resell such notes and sell the shares of our common stock into which such notes may be converted or exchanged. The Company has the right to terminate or withdraw any registration, whether or not any registrable securities has been elected to be included. If the underwriters of any underwritten offering determine in their reasonable discretion to limit the number of registrable securities to be included in such underwritten offering, the number of registrable securities to be registered will be apportioned in accordance with the terms of the RRA.

---

[Table of Contents](#)

However, the number of registrable securities to be registered cannot be reduced unless all other securities are first entirely excluded from the underwriting.

**Registration Statement**

We intend to file a registration statement on Form S-8 under the Securities Act promptly after the effectiveness of this offering to register shares of our common stock subject to options outstanding, as well as reserved for future issuance, under our equity compensation plans. The registration statement on Form S-8 is expected to become effective immediately upon filing, and shares of our common stock covered by the registration statement will then become eligible for sale in the public market, subject to the Rule 144 limitations applicable to affiliates, vesting restrictions and any applicable market standoff agreements and lock-up agreements. See the section titled “Executive Compensation—Equity Compensation Plans” for a description of our equity compensation plans.

## MATERIAL U.S. FEDERAL INCOME TAX CONSEQUENCES TO NON-U.S. HOLDERS OF OUR COMMON STOCK

The following is a summary of material U.S. federal income tax consequences of the ownership and disposition of shares of our common stock as of the date hereof. Except where noted, this summary deals only with common stock that is held as a capital asset by a non-U.S. holder (as defined below). This summary is based upon provisions of the Code and regulations, rulings and judicial decisions as of the date hereof. Those authorities may be changed, perhaps retroactively, so as to result in U.S. federal income tax consequences different from those summarized below. We cannot assure you that a change in law will not alter significantly the tax considerations that we describe in this summary.

A “non-U.S. holder” means a beneficial owner of shares of our common stock (other than an entity treated as a partnership for U.S. federal income tax purposes) that is not, for U.S. federal income tax purposes, any of the following:

- an individual who is a citizen or resident of the United States;
- a corporation (or any other entity treated as a corporation for U.S. federal income tax purposes) created or organized in or under the laws of the United States, any state thereof or the District of Columbia;
- an estate the income of which is subject to U.S. federal income taxation regardless of its source; or
- a trust if it (1) is subject to the primary supervision of a court within the United States and one or more U.S. persons (as defined under the Code) have the authority to control all substantial decisions of the trust or (2) has a valid election in effect under applicable U.S. Treasury regulations to be treated as a U.S. person.

This summary does not address all aspects of U.S. federal income taxation that may be relevant to non-U.S. holders in light of their particular circumstances. In addition, this summary does not address the Medicare tax on certain net investment income, U.S. federal gift or estate tax laws, any state, local or non-U.S. tax laws or any tax treaties. This summary also does not address the U.S. federal income tax consequences applicable to non-U.S. holders that are subject to special treatment under the U.S. federal income tax laws, including (without limitation) former citizens or long-term residents of the United States, foreign pension funds, “controlled foreign corporations,” “passive foreign investment companies,” financial institutions, insurance companies, mutual funds, broker-dealers, traders in securities or other persons that elect to use a mark-to-market method of accounting for their holdings in our common stock, persons who hold our common stock as “qualified small business stock” within the meaning of Section 1202 of the Code, persons who hold our common stock as a position in a hedging transaction, “straddle,” “conversion transaction,” or other risk reduction transaction or integrated investment, persons subject to the alternative minimum tax, persons who acquired our common stock through stock options or in other compensatory transactions or partnerships or other pass-through entities for U.S. federal income tax purposes.

If a partnership (or other entity or arrangement treated as a partnership for U.S. federal income tax purposes) holds shares of our common stock, the tax treatment of a partner will generally depend upon the status of the partner, the activities of the partnership and certain determinations made at the partner level. Accordingly, partners in partnerships (including entities or arrangements treated as partnerships for U.S. federal income tax purposes) considering the purchase of our common stock should consult their tax advisors regarding the U.S. federal income tax considerations of the purchase, ownership and disposition of our common stock by such partnership.

THIS DISCUSSION IS FOR INFORMATIONAL PURPOSES ONLY AND IS NOT TAX ADVICE. PROSPECTIVE INVESTORS ARE ENCOURAGED TO CONSULT THEIR TAX ADVISORS WITH

## [Table of Contents](#)

RESPECT TO THE APPLICATION OF THE U.S. FEDERAL INCOME TAX LAWS TO THEIR PARTICULAR SITUATION, AS WELL AS ANY TAX CONSEQUENCES OF THE PURCHASE, OWNERSHIP AND DISPOSITION OF OUR COMMON STOCK ARISING UNDER THE U.S. FEDERAL GIFT OR ESTATE TAX LAWS OR UNDER THE LAWS OF ANY STATE, LOCAL, NON-U.S. OR OTHER TAXING JURISDICTION OR UNDER ANY APPLICABLE TAX TREATY.

### **Distributions**

Distributions of cash or property on our common stock will constitute dividends for U.S. federal income tax purposes to the extent paid from our current or accumulated earnings and profits, as determined under U.S. federal income tax principles. To the extent those distributions exceed our current and accumulated earnings and profits, the distributions will be treated as a nontaxable return of capital to the extent of the non-U.S. holder's tax basis in our common stock and thereafter as capital gain from the sale or exchange of such common stock. Please read “—Sales or other Taxable Dispositions.” Subject to the withholding rules discussed below under “—Backup Withholding and Information Reporting” and “—Additional Withholding Requirements under FATCA” and with respect to effectively connected dividends, any distribution made to a non-U.S. holder on our common stock generally will be subject to U.S. withholding tax at a rate of 30% of the gross amount of the distribution unless an applicable income tax treaty provides for a lower rate. To receive the benefit of a reduced treaty rate, a non-U.S. holder must provide the applicable withholding agent with a properly executed IRS Form W-8BEN or IRS Form W-8BEN-E (or other applicable or successor form) certifying qualification for the reduced rate, and the non-U.S. holder will be required to update such forms and certifications from time to time as required by law. A non-U.S. holder eligible for a reduced rate of U.S. federal withholding tax pursuant to an applicable income tax treaty may be eligible to obtain a refund of any excess amounts withheld by timely filing an appropriate claim for refund with the IRS. If the non-U.S. holder holds our common stock through a financial institution or other agent acting on the non-U.S. holder's behalf, the non-U.S. holder will be required to provide appropriate documentation to the agent, which then will be required to provide certification to us or our paying agent, either directly or through other intermediaries. Non-U.S. holders should consult their tax advisors regarding their entitlement to benefits under an applicable income tax treaty.

If dividends paid to a non-U.S. holder are effectively connected with a trade or business conducted by the non-U.S. holder in the United States (and, if required by an applicable income tax treaty, are treated as attributable to a permanent establishment maintained by the non-U.S. holder in the United States), the non-U.S. holder will be exempt from the U.S. withholding tax described above, provided the non-U.S. holder satisfies certain certification requirements by providing the applicable withholding agent a properly executed IRS Form W-8ECI certifying eligibility for exemption, and the non-U.S. holder will be required to update such forms and certifications from time to time as required by law. Any such effectively connected dividends generally will be taxed on a net income basis at the rates and in the manner generally applicable to U.S. persons (as defined under the Code). If the non-U.S. holder is a corporation for U.S. federal income tax purposes, it may also be subject to a branch profits tax at a 30% rate (or such lower rate as specified by an applicable income tax treaty) on its effectively connected earnings and profits (as adjusted for certain items), which will include effectively connected dividends. Non-U.S. holders should consult their tax advisors regarding any applicable income tax treaties that may provide for different rules.

### **Sales or other Taxable Dispositions**

Subject to the discussion below under “—Backup Withholding and Information Reporting”, any gain realized by a non-U.S. holder on the sale or other disposition of our common stock generally will not be subject to U.S. federal income tax unless:

- the gain is effectively connected with a trade or business of the non-U.S. holder in the United States (and, if required by an applicable income tax treaty, is attributable to a U.S. permanent establishment of the non-U.S. holder);

## Table of Contents

- the non-U.S. holder is an individual who is present in the United States for 183 days or more in the taxable year of that disposition, and certain other conditions are met; or
- we are or have been a “United States real property holding corporation” for U.S. federal income tax purposes and certain other conditions are met.

A non-U.S. holder described in the first bullet point immediately above will be subject to tax on the gain derived from the sale or other disposition on a net income tax basis at the U.S. federal income tax rates applicable to U.S. citizens, nonresident aliens or domestic corporations, as applicable. In addition, if any non-U.S. holder described in the first bullet point immediately above is a foreign corporation, the gain realized by such non-U.S. holder may be subject to an additional branch profits tax at a 30% rate (or such lower rate as may be specified by an applicable income tax treaty). An individual non-U.S. holder described in the second bullet point immediately above will be subject to a 30% (or such lower rate as may be specified by an applicable income tax treaty) tax on the gain derived from the sale or other disposition, which gain may be offset by U.S. source capital losses even though the individual is not considered a resident of the United States if the individual timely files U.S. federal income tax returns with respect to such losses.

Generally, a corporation is a “United States real property holding corporation” (USRPHC) if the fair market value of its U.S. real property interests equals or exceeds 50% of the sum of the fair market value of its worldwide real property interests and its other assets used or held for use in a trade or business (all as determined for U.S. federal income tax purposes). We believe that we are not currently and will not become a USRPHC, and the remainder of this discussion assumes this is the case. However, because the determination of whether we are a USRPHC depends on the fair market value of our U.S. real property interests relative to the fair market value of our other business assets, there can be no assurance that we will not become a USRPHC in the future. If we are or become a USRPHC, however, so long as our common stock is regularly traded on an established securities market during the calendar year in which the sale or other disposition occurs, only a non-U.S. holder who actually or constructively holds or held (at any time during the shorter of the five-year period preceding the date of disposition or the holder’s holding period) more than 5% of our common stock will be subject to U.S. federal income tax on the sale or other disposition of our common stock.

### **Backup Withholding and Information Reporting**

Any distributions paid to a non-U.S. holder must be reported annually to the IRS and to the non-U.S. holder, regardless of whether such distributions constitute dividends or whether any tax was actually withheld. Copies of these information returns may be made available to the tax authorities in the country in which the non-U.S. holder resides or is established. Payments of dividends to a non-U.S. holder generally will not be subject to backup withholding if the non-U.S. holder establishes an exemption by properly certifying its non-U.S. status on an IRS Form W-8BEN, IRS Form W-8BEN-E or other applicable or successor form.

Payments of the proceeds from a sale or other disposition by a non-U.S. holder of our common stock effected by or through the U.S. office of a broker generally will be subject to information reporting and backup withholding (currently at the rate of 24%) unless the non-U.S. holder establishes an exemption by properly certifying its non-U.S. status on an IRS Form W-8BEN, IRS Form W-8BEN-E or other applicable or successor form and certain other conditions are met. Information reporting and backup withholding generally will not apply to any payment of the proceeds from a sale or other disposition of our common stock effected outside the United States by a non-U.S. office of a broker. However, unless such broker has documentary evidence in its records that the holder is not a U.S. person and certain other conditions are met, or the non-U.S. holder otherwise establishes an exemption, information reporting will apply to a payment of the proceeds of the disposition of our common stock effected outside the United States by such a broker if it has certain relationships within the United States. Notwithstanding the foregoing, backup withholding and information reporting may apply if either we or our paying agent has actual knowledge, or reason to know, that the non-U.S. holder is a U.S. person who is not an exempt recipient under the Code and applicable Treasury regulations.

Backup withholding is not an additional tax. Rather, the U.S. income tax liability (if any) of persons subject to backup withholding will be reduced by the amount of tax withheld. If backup withholding results in an overpayment of taxes, a refund may be obtained, provided that the required information is timely furnished to the IRS.

#### **Additional Withholding Requirements under FATCA**

Sections 1471 through 1474 of the Code, and the Treasury regulations and administrative guidance issued thereunder (FATCA), impose a 30% withholding tax on any dividends paid on our common stock if paid to a “foreign financial institution” or a “non-financial foreign entity” (each as defined in the Code) (including, in some cases, when such foreign financial institution or non-financial foreign entity is acting as an intermediary), unless (1) in the case of a foreign financial institution, such institution enters into an agreement with the U.S. government to withhold on certain payments and to collect and provide to the U.S. tax authorities substantial information regarding U.S. account holders of such institution (which includes certain equity and debt holders of such institution, as well as certain account holders that are non-U.S. entities with U.S. owners); (2) in the case of a non-financial foreign entity, such entity certifies that it does not have any “substantial United States owners” (as defined in the Code) or provides the applicable withholding agent with a certification identifying the direct and indirect substantial United States owners of the entity (in either case, generally on an IRS Form W-8BEN-E) and provides certain information with respect to such United States owners; or (3) the foreign financial institution or non-financial foreign entity otherwise qualifies for an exemption from these rules and provides appropriate documentation (such as an IRS Form W-8BEN-E). The Treasury Secretary has issued proposed regulations providing that the withholding provisions under FATCA do not apply with respect to gross proceeds from a sale or other disposition of our common stock, which may be relied upon by taxpayers until final regulations are issued. Foreign financial institutions located in jurisdictions that have an intergovernmental agreement with the United States governing these rules may be subject to different rules. Under certain circumstances, a holder might be eligible for refunds or credits of such taxes.

INVESTORS CONSIDERING THE PURCHASE OF OUR COMMON STOCK SHOULD CONSULT THEIR OWN TAX ADVISORS REGARDING THE APPLICATION OF THE U.S. FEDERAL INCOME TAX LAWS TO THEIR PARTICULAR SITUATIONS AND THE APPLICABILITY AND EFFECT OF U.S. FEDERAL GIFT AND ESTATE TAX LAWS AND ANY STATE, LOCAL OR NON-U.S. TAX LAWS AND TAX TREATIES.

## UNDERWRITING

BofA Securities, Inc., Morgan Stanley & Co. LLC and Goldman Sachs & Co. LLC are acting as representatives of each of the underwriters named below. Subject to the terms and conditions set forth in an underwriting agreement among us and the underwriters, we have agreed to sell to the underwriters, and each of the underwriters has agreed, severally and not jointly, to purchase from us, the number of shares of common stock set forth opposite its name below.

<b>Underwriter</b>	<b>Number of Shares</b>
BofA Securities, Inc.	2,953,867
Morgan Stanley & Co. LLC	2,953,867
Goldman Sachs & Co. LLC	1,342,667
SVB Leerink LLC	939,866
Stifel, Nicolaus & Company, Incorporated	760,844
Total	<u>8,951,111</u>

Subject to the terms and conditions set forth in the underwriting agreement, the underwriters have agreed, severally and not jointly, to purchase all of the shares sold under the underwriting agreement if any of these shares are purchased. If an underwriter defaults, the underwriting agreement provides that the purchase commitments of the nondefaulting underwriters may be increased or the underwriting agreement may be terminated.

We have agreed to indemnify the underwriters against certain liabilities, including liabilities under the Securities Act, or to contribute to payments the underwriters may be required to make in respect of those liabilities.

The underwriters are offering the shares, subject to prior sale, when, as and if issued to and accepted by them, subject to approval of legal matters by their counsel, including the validity of the shares, and other conditions contained in the underwriting agreement, such as the receipt by the underwriters of officer's certificates and legal opinions. The underwriters reserve the right to withdraw, cancel or modify offers to the public and to reject orders in whole or in part.

### Commissions and Discounts

The representatives have advised us that the underwriters propose initially to offer the shares to the public at the public offering price set forth on the cover page of this prospectus and to dealers at that price less a concession not in excess of \$1.134 per share. After the initial offering, the public offering price, concession or any other term of the offering may be changed.

The following table shows the public offering price, underwriting discount and proceeds before expenses to us. The information assumes either no exercise or full exercise by the underwriters of their option to purchase additional shares.

	<b>Per Share</b>	<b>Without Option</b>	<b>With Option</b>
Public offering price	\$ 27.00	\$ 241,679,997	\$ 277,931,979
Underwriting discount	\$ 1.89	\$ 16,917,600	\$ 19,455,239
Proceeds, before expenses, to us	\$ 25.11	\$ 224,762,397	\$ 258,476,740

The expenses of the offering, not including the underwriting discount, are estimated at \$3.7 million and are payable by us. We have also agreed to reimburse the underwriters for certain of their expenses incurred in connection with, among others, the review and clearance by the Financial Industry Regulatory Authority, Inc. in an amount up to \$40,000.

### **Option to Purchase Additional Shares**

We have granted an option to the underwriters, exercisable for 30 days after the date of this prospectus, to purchase up to 1,342,666 additional shares at the public offering price, less the underwriting discount. If the underwriters exercise this option, each will be obligated, subject to conditions contained in the underwriting agreement, to purchase a number of additional shares proportionate to that underwriter's initial amount reflected in the above table.

### **Reserved Share Program**

At our request, the underwriters have reserved for sale, at the initial public offering price, up to 5% of the shares offered by this prospectus to some of our directors, officers, employees and related persons through a reserved share program through a reserved share program. If these persons purchase reserved shares, this will reduce the number of shares available for sale to the general public. Any reserved shares that are not so purchased will be offered by the underwriters to the general public on the same terms as the other shares offered by this prospectus. If these persons purchase reserved shares, this will reduce the number of shares available for sale to the general public. Any reserved shares that are not so purchased will be offered by the underwriters to the general public on the same terms as the other shares offered by this prospectus. If these persons purchase reserved shares it will reduce the number of shares available for sale to the general public. Any reserved shares that are not so purchased will be offered by the underwriters to the general public on the same terms as the other shares offered by this prospectus. Shares purchased by our directors and officers in the reserved share program will be subject to lock-up restrictions described in this prospectus.

### **No Sales of Similar Securities**

We, our executive officers and directors and our other existing security holders have agreed not to sell or transfer any common stock or securities convertible into, exchangeable for, exercisable for, or repayable with common stock, for 180 days after the date of this prospectus without first obtaining the written consent of BofA Securities, Inc., Morgan Stanley & Co. LLC and Goldman Sachs & Co. LLC. Specifically, we and these other persons have agreed, with certain limited exceptions, not to directly or indirectly

- offer, pledge, sell or contract to sell any common stock,
- sell any option or contract to purchase any common stock,
- purchase any option or contract to sell any common stock,
- grant any option, right or warrant for the sale of any common stock,
- lend or otherwise dispose of or transfer any common stock,
- request or demand that we file or make a confidential submission of a registration statement related to the common stock, or
- enter into any swap or other agreement that transfers, in whole or in part, the economic consequence of ownership of any common stock whether any such swap or transaction is to be settled by delivery of shares or other securities, in cash or otherwise.

This lock-up provision applies to common stock and to securities convertible into or exchangeable or exercisable for or repayable with common stock. It also applies to common stock owned now or acquired later by the person executing the agreement or for which the person executing the agreement later acquires the power of disposition.



## **Listing**

We expect the shares to be approved for listing on The Nasdaq Global Select Market, subject to notice of issuance, under the symbol “OM.”

Before this offering, there has been no public market for our common stock. The initial public offering price will be determined through negotiations between us and the representatives. In addition to prevailing market conditions, the factors to be considered in determining the initial public offering price are:

- the valuation multiples of publicly traded companies that the representatives believe to be comparable to us,
- our financial information,
- the history of, and the prospects for, our company and the industry in which we compete,
- an assessment of our management, its past and present operations, and the prospects for, and timing of, our future revenues,
- the present state of our development, and
- the above factors in relation to market values and various valuation measures of other companies engaged in activities similar to ours.

An active trading market for the shares may not develop. It is also possible that after the offering the shares will not trade in the public market at or above the initial public offering price.

The underwriters do not expect to sell more than 5% of the shares in the aggregate to accounts over which they exercise discretionary authority.

## **Price Stabilization, Short Positions and Penalty Bids**

Until the distribution of the shares is completed, SEC rules may limit underwriters and selling group members from bidding for and purchasing our common stock. However, the representatives may engage in transactions that stabilize the price of the common stock, such as bids or purchases to peg, fix or maintain that price.

In connection with the offering, the underwriters may purchase and sell our common stock in the open market. These transactions may include short sales, purchases on the open market to cover positions created by short sales and stabilizing transactions. Short sales involve the sale by the underwriters of a greater number of shares than they are required to purchase in the offering. “Covered” short sales are sales made in an amount not greater than the underwriters’ option to purchase additional shares described above. The underwriters may close out any covered short position by either exercising their option to purchase additional shares or purchasing shares in the open market. In determining the source of shares to close out the covered short position, the underwriters will consider, among other things, the price of shares available for purchase in the open market as compared to the price at which they may purchase shares through the option granted to them. “Naked” short sales are sales in excess of such option. The underwriters must close out any naked short position by purchasing shares in the open market. A naked short position is more likely to be created if the underwriters are concerned that there may be downward pressure on the price of our common stock in the open market after pricing that could adversely affect investors who purchase in the offering. Stabilizing transactions consist of various bids for or purchases of shares of common stock made by the underwriters in the open market prior to the completion of the offering.

## [Table of Contents](#)

The underwriters may also impose a penalty bid. This occurs when a particular underwriter repays to the underwriters a portion of the underwriting discount received by it because the representatives have repurchased shares sold by or for the account of such underwriter in stabilizing or short covering transactions.

Similar to other purchase transactions, the underwriters' purchases to cover the syndicate short sales may have the effect of raising or maintaining the market price of our common stock or preventing or retarding a decline in the market price of our common stock. As a result, the price of our common stock may be higher than the price that might otherwise exist in the open market. The underwriters may conduct these transactions on The Nasdaq Global Select Market, in the over-the-counter market or otherwise.

Neither we nor any of the underwriters make any representation or prediction as to the direction or magnitude of any effect that the transactions described above may have on the price of our common stock. In addition, neither we nor any of the underwriters make any representation that the representatives will engage in these transactions or that these transactions, once commenced, will not be discontinued without notice.

### **Electronic Distribution**

In connection with the offering, certain of the underwriters or securities dealers may distribute prospectuses by electronic means, such as e-mail.

### **Other Relationships**

Some of the underwriters and their affiliates have engaged in, and may in the future engage in, investment banking and other commercial dealings in the ordinary course of business with us or our affiliates. They have received, or may in the future receive, customary fees and commissions for these transactions.

In addition, in the ordinary course of their business activities, the underwriters and their affiliates may make or hold a broad array of investments and actively trade debt and equity securities (or related derivative securities) and financial instruments (including bank loans) for their own account and for the accounts of their customers. Such investments and securities activities may involve securities and/or instruments of ours or our affiliates. The underwriters and their affiliates may also make investment recommendations and/or publish or express independent research views in respect of such securities or financial instruments and may hold, or recommend to clients that they acquire, long and/or short positions in such securities and instruments.

### **European Economic Area and the United Kingdom**

In relation to each Member State of the European Economic Area and the United Kingdom (each a Relevant State), no shares have been offered or will be offered pursuant to the offering to the public in that Relevant State prior to the publication of a prospectus in relation to the shares which has been approved by the competent authority in that Relevant State or, where appropriate, approved in another Relevant State and notified to the competent authority in that Relevant State, all in accordance with the Prospectus Regulation), except that offers of shares may be made to the public in that Relevant State at any time under the following exemptions under the Prospectus Regulation:

- a. to any legal entity which is a qualified investor as defined under the Prospectus Regulation;
- b. to fewer than 150 natural or legal persons (other than qualified investors as defined under the Prospectus Regulation), subject to obtaining the prior consent of the representatives for any such offer; or
- c. in any other circumstances falling within Article 1(4) of the Prospectus Regulation,

## Table of Contents

provided that no such offer of shares shall require the Company or any underwriter to publish a prospectus pursuant to Article 3 of the Prospectus Regulation or supplement a prospectus pursuant to Article 23 of the Prospectus Regulation.

Each person in a Relevant State who initially acquires any shares or to whom any offer is made will be deemed to have represented, acknowledged and agreed to and with the Company and the underwriters that it is a “qualified investor” within the meaning of Article 2(e) of the Prospectus Regulation.

In the case of any shares being offered to a financial intermediary as that term is used in Article 5(1) of the Prospectus Regulation, each such financial intermediary will be deemed to have represented, acknowledged and agreed that the shares acquired by it in the offer have not been acquired on a non-discretionary basis on behalf of, nor have they been acquired with a view to their offer or resale to, persons in circumstances which may give rise to an offer to the public other than their offer or resale in a Relevant State to qualified investors, in circumstances in which the prior consent of the underwriters has been obtained to each such proposed offer or resale.

The Company, the underwriters and their affiliates will rely upon the truth and accuracy of the foregoing representations, acknowledgements and agreements.

For the purposes of this provision, the expression an “offer to the public” in relation to any shares in any Relevant State means the communication in any form and by any means of sufficient information on the terms of the offer and any shares to be offered so as to enable an investor to decide to purchase or subscribe for any shares, and the expression “Prospectus Regulation” means Regulation (EU) 2017/1129.

References to the Prospectus Regulation includes, in relation to the UK, the Prospectus Regulation as it forms part of UK domestic law by virtue of the European Union (Withdrawal) Act 2018.

The above selling restriction is in addition to any other selling restrictions set out below.

### **Notice to Prospective Investors in the United Kingdom**

This document is for distribution only to persons who (i) have professional experience in matters relating to investments and who qualify as investment professionals within the meaning of Article 19(5) of the Financial Services and Markets Act 2000 (Financial Promotion) Order 2005 (as amended, the Financial Promotion Order), (ii) are persons falling within Article 49(2)(a) to (d) (“high net worth companies, unincorporated associations etc.”) of the Financial Promotion Order, (iii) are outside the United Kingdom, or (iv) are persons to whom an invitation or inducement to engage in investment activity (within the meaning of Section 21 of the Financial Services and Markets Act 2000, as amended (FSMA)) in connection with the issue or sale of any securities may otherwise lawfully be communicated or caused to be communicated (all such persons together being referred to as “relevant persons”). This document is directed only at relevant persons and must not be acted on or relied on by persons who are not relevant persons. Any investment or investment activity to which this document relates is available only to relevant persons and will be engaged in only with relevant persons.

### **Notice to Prospective Investors in Switzerland**

The shares may not be publicly offered in Switzerland and will not be listed on the SIX Swiss Exchange (SIX) or on any other stock exchange or regulated trading facility in Switzerland. This document has been prepared without regard to the disclosure standards for issuance prospectuses under art. 652a or art. 1156 of the Swiss Code of Obligations or the disclosure standards for listing prospectuses under art. 27 ff. of the SIX Listing Rules or the listing rules of any other stock exchange or regulated trading facility in Switzerland. Neither this document nor any other offering or marketing material relating to the shares or the offering may be publicly distributed or otherwise made publicly available in Switzerland.

## [Table of Contents](#)

Neither this document nor any other offering or marketing material relating to the offering, the Company, the shares have been or will be filed with or approved by any Swiss regulatory authority. In particular, this document will not be filed with, and the offer of shares will not be supervised by, the Swiss Financial Market Supervisory Authority FINMA (FINMA), and the offer of shares has not been and will not be authorized under the Swiss Federal Act on Collective Investment Schemes (CISA). The investor protection afforded to acquirers of interests in collective investment schemes under the CISA does not extend to acquirers of shares.

### **Notice to Prospective Investors in the Dubai International Financial Centre**

This prospectus relates to an Exempt Offer in accordance with the Offered Securities Rules of the Dubai Financial Services Authority (DFSA). This prospectus is intended for distribution only to persons of a type specified in the Offered Securities Rules of the DFSA. It must not be delivered to, or relied on by, any other person. The DFSA has no responsibility for reviewing or verifying any documents in connection with Exempt Offers. The DFSA has not approved this prospectus nor taken steps to verify the information set forth herein and has no responsibility for the prospectus. The shares to which this prospectus relates may be illiquid and/or subject to restrictions on their resale. Prospective purchasers of the shares offered should conduct their own due diligence on the shares. If you do not understand the contents of this prospectus you should consult an authorized financial advisor.

### **Notice to Prospective Investors in Australia**

No placement document, prospectus, product disclosure statement or other disclosure document has been lodged with the Australian Securities and Investments Commission (ASIC), in relation to the offering. This prospectus does not constitute a prospectus, product disclosure statement or other disclosure document under the Corporations Act 2001 (the Corporations Act), and does not purport to include the information required for a prospectus, product disclosure statement or other disclosure document under the Corporations Act.

Any offer in Australia of the shares may only be made to persons (the Exempt Investors) who are “sophisticated investors” (within the meaning of section 708(8) of the Corporations Act), “professional investors” (within the meaning of section 708(11) of the Corporations Act) or otherwise pursuant to one or more exemptions contained in section 708 of the Corporations Act so that it is lawful to offer the shares without disclosure to investors under Chapter 6D of the Corporations Act.

The shares applied for by Exempt Investors in Australia must not be offered for sale in Australia in the period of 12 months after the date of allotment under the offering, except in circumstances where disclosure to investors under Chapter 6D of the Corporations Act would not be required pursuant to an exemption under section 708 of the Corporations Act or otherwise or where the offer is pursuant to a disclosure document which complies with Chapter 6D of the Corporations Act. Any person acquiring shares must observe such Australian on-sale restrictions.

This prospectus contains general information only and does not take account of the investment objectives, financial situation or particular needs of any particular person. It does not contain any securities recommendations or financial product advice. Before making an investment decision, investors need to consider whether the information in this prospectus is appropriate to their needs, objectives and circumstances, and, if necessary, seek expert advice on those matters.

### **Notice to Prospective Investors in Hong Kong**

The shares have not been offered or sold and will not be offered or sold in Hong Kong, by means of any document, other than (a) to “professional investors” as defined in the Securities and Futures Ordinance (Cap. 571) of Hong Kong and any rules made under that Ordinance; or (b) in other circumstances which do not result in the document being a “prospectus” as defined in the Companies Ordinance (Cap. 32) of Hong Kong or which

## [Table of Contents](#)

do not constitute an offer to the public within the meaning of that Ordinance. No advertisement, invitation or document relating to the shares has been or may be issued or has been or may be in the possession of any person for the purposes of issue, whether in Hong Kong or elsewhere, which is directed at, or the contents of which are likely to be accessed or read by, the public of Hong Kong (except if permitted to do so under the securities laws of Hong Kong) other than with respect to shares which are or are intended to be disposed of only to persons outside Hong Kong or only to “professional investors” as defined in the Securities and Futures Ordinance and any rules made under that Ordinance.

### **Notice to Prospective Investors in Japan**

The shares have not been and will not be registered under the Financial Instruments and Exchange Law of Japan (Law No. 25 of 1948, as amended) and, accordingly, will not be offered or sold, directly or indirectly, in Japan, or for the benefit of any Japanese Person or to others for re-offering or resale, directly or indirectly, in Japan or to any Japanese Person, except in compliance with all applicable laws, regulations and ministerial guidelines promulgated by relevant Japanese governmental or regulatory authorities in effect at the relevant time. For the purposes of this paragraph, “Japanese Person” shall mean any person resident in Japan, including any corporation or other entity organized under the laws of Japan.

### **Notice to Prospective Investors in Singapore**

This prospectus has not been registered as a prospectus with the Monetary Authority of Singapore. Accordingly, the shares were not offered or sold or caused to be made the subject of an invitation for subscription or purchase and will not be offered or sold or caused to be made the subject of an invitation for subscription or purchase, and this prospectus or any other document or material in connection with the offer or sale, or invitation for subscription or purchase, of the shares, has not been circulated or distributed, nor will it be circulated or distributed, whether directly or indirectly, to any person in Singapore other than (i) to an institutional investor (as defined in Section 4A of the Securities and Futures Act (Chapter 289) of Singapore, as modified or amended from time to time (the SFA)) pursuant to Section 274 of the SFA, (ii) to a relevant person (as defined in Section 275(2) of the SFA) pursuant to Section 275(1) of the SFA, or any person pursuant to Section 275(1A) of the SFA, and in accordance with the conditions specified in Section 275 of the SFA, or (iii) otherwise pursuant to, and in accordance with the conditions of, any other applicable provision of the SFA.

Where the shares are subscribed or purchased under Section 275 of the SFA by a relevant person which is:

- (a) a corporation (which is not an accredited investor (as defined in Section 4A of the SFA)) the sole business of which is to hold investments and the entire share capital of which is owned by one or more individuals, each of whom is an accredited investor; or
- (b) a trust (where the trustee is not an accredited investor) whose sole purpose is to hold investments and each beneficiary of the trust is an individual who is an accredited investor,

securities or securities-based derivatives contracts (each term as defined in Section 2(1) of the SFA) of that corporation or the beneficiaries’ rights and interest (howsoever described) in that trust shall not be transferred within six months after that corporation or that trust has acquired the shares pursuant to an offer made under Section 275 of the SFA except:

- (a) to an institutional investor or to a relevant person, or to any person arising from an offer referred to in Section 275(1A) or Section 276(4)(i)(B) of the SFA;

where no consideration is or will be given for the transfer;

where the transfer is by operation of law; or

as specified in Section 276(7) of the SFA.

#### **Notice to Prospective Investors in Canada**

The shares may be sold only to purchasers purchasing, or deemed to be purchasing, as principal that are accredited investors, as defined in National Instrument 45-106 *Prospectus Exemptions* or subsection 73.3(1) of the *Securities Act* (Ontario), and are permitted clients, as defined in National Instrument 31-103 *Registration Requirements, Exemptions and Ongoing Registrant Obligations*. Any resale of the shares must be made in accordance with an exemption from, or in a transaction not subject to, the prospectus requirements of applicable securities laws.

Securities legislation in certain provinces or territories of Canada may provide a purchaser with remedies for rescission or damages if this prospectus (including any amendment thereto) contains a misrepresentation, provided that the remedies for rescission or damages are exercised by the purchaser within the time limit prescribed by the securities legislation of the purchaser's province or territory. The purchaser should refer to any applicable provisions of the securities legislation of the purchaser's province or territory for particulars of these rights or consult with a legal advisor.

Pursuant to section 3A.3 (or, in the case of securities issued or guaranteed by the government of a non-Canadian jurisdiction, section 3A.4) of National Instrument 33-105 *Underwriting Conflicts* (NI 33-105), the underwriters are not required to comply with the disclosure requirements of NI 33-105 regarding underwriter conflicts of interest in connection with this offering.

## LEGAL MATTERS

Certain legal matters with respect to U.S. federal law in connection with this offering will be passed upon for us by Sidley Austin LLP, San Francisco, California. Certain legal matters in connection with this offering will be passed upon for the underwriters by Latham & Watkins LLP.

## EXPERTS

The financial statements of Outset Medical, Inc. as of December 31, 2018 and 2019, and for each of the years in the two-year period ended December 31, 2019, have been included herein and in the registration statement in reliance upon the report of KPMG LLP, independent registered public accounting firm, appearing elsewhere herein, and upon the authority of said firm as experts in accounting and auditing.

## WHERE YOU CAN FIND ADDITIONAL INFORMATION

We have filed with the SEC a registration statement on Form S-1 under the Securities Act with respect to the common stock offered by this prospectus. This prospectus, which constitutes a part of the registration statement, does not contain all of the information set forth in the registration statement, some of which is contained in exhibits to the registration statement as permitted by the rules and regulations of the SEC. For further information with respect to us and our common stock, we refer you to the registration statement, including the exhibits filed as a part of the registration statement. Statements contained in this prospectus concerning the contents of any contract or any other document is not necessarily complete. If a contract or document has been filed as an exhibit to the registration statement, please see the copy of the contract or document that has been filed. Each statement in this prospectus relating to a contract or document filed as an exhibit is qualified in all respects by the filed exhibit. The SEC also maintains a website that contains reports, proxy statements and other information about issuers, like us, that file electronically with the SEC. The address of that website is [www.sec.gov](http://www.sec.gov).

As a result of this offering, we will become subject to the information and reporting requirements of the Exchange Act and, in accordance with this law, will file periodic reports, proxy statements and other information with the SEC. These periodic reports, proxy statements and other information will be available for inspection and copying at the SEC's public reference facilities and the website of the SEC referred to above. We also maintain a website at [www.outsetmedical.com](http://www.outsetmedical.com). Upon completion of this offering, you may access these materials free of charge as soon as reasonably practicable after they are electronically filed with, or furnished to, the SEC. Information contained on our website is not a part of this prospectus and the inclusion of our website address in this prospectus is an inactive textual reference only.

OUTSET MEDICAL, INC.

INDEX TO FINANCIAL STATEMENTS

	<u>Page</u>
<b>Audited Financial Statements as of and for the Years Ended December 31, 2018 and 2019</b>	
<a href="#">Report of Independent Registered Public Accounting Firm</a>	F-2
<a href="#">Balance Sheets</a>	F-3
<a href="#">Statements of Operations</a>	F-4
<a href="#">Statements of Comprehensive Loss</a>	F-5
<a href="#">Statements of Redeemable Convertible Preferred Stock and Stockholders' Deficit</a>	F-6
<a href="#">Statements of Cash Flows</a>	F-7
<a href="#">Notes to Financial Statements</a>	F-8
<b>Unaudited Interim Condensed Financial Statements as of December 31, 2019 and June 30, 2020 and for the Six Months Ended June 30, 2019 and 2020</b>	
<a href="#">Condensed Balance Sheets</a>	F-38
<a href="#">Condensed Statements of Operations</a>	F-39
<a href="#">Condensed Statements of Comprehensive Loss</a>	F-40
<a href="#">Condensed Statements of Redeemable Convertible Preferred Stock and Stockholders' Deficit</a>	F-41
<a href="#">Condensed Statements of Cash Flows</a>	F-43
<a href="#">Notes to Condensed Financial Statements</a>	F-44



**REPORT OF INDEPENDENT REGISTERED PUBLIC ACCOUNTING FIRM**

**To the Stockholders and Board of Directors  
Outset Medical, Inc.**

***Opinion on the Financial Statements***

We have audited the accompanying balance sheets of Outset Medical, Inc. (the Company) as of December 31, 2018 and 2019, the related statements of operations, comprehensive loss, redeemable convertible preferred stock and stockholders' deficit, and cash flows for each of the years in the two-year period ended December 31, 2019 and the related notes (collectively, the financial statements). In our opinion, the financial statements present fairly, in all material respects, the financial position of the Company as of December 31, 2018 and 2019, and the results of its operations and its cash flows for each of the years in the two-year period ended December 31, 2019, in conformity with U.S. generally accepted accounting principles.

***Basis for Opinion***

These financial statements are the responsibility of the Company's management. Our responsibility is to express an opinion on these financial statements based on our audits. We are a public accounting firm registered with the Public Company Accounting Oversight Board (United States) (PCAOB) and are required to be independent with respect to the Company in accordance with the U.S. federal securities laws and the applicable rules and regulations of the Securities and Exchange Commission and the PCAOB.

We conducted our audits in accordance with the standards of the PCAOB. Those standards require that we plan and perform the audit to obtain reasonable assurance about whether the financial statements are free of material misstatement, whether due to error or fraud. Our audits included performing procedures to assess the risks of material misstatement of the financial statements, whether due to error or fraud, and performing procedures that respond to those risks. Such procedures included examining, on a test basis, evidence regarding the amounts and disclosures in the financial statements. Our audits also included evaluating the accounting principles used and significant estimates made by management, as well as evaluating the overall presentation of the financial statements. We believe that our audits provide a reasonable basis for our opinion.

/s/ KPMG LLP

We have served as the Company's auditor since 2011.  
San Francisco, California  
May 8, 2020, except as to Note 15C, which is as of September 9, 2020

**OUTSET MEDICAL, INC.**  
**Balance Sheets**  
*(in thousands, except share and per share amounts)*

	<b>December 31,</b>	
	<b>2018</b>	<b>2019</b>
<b>ASSETS</b>		
Current assets:		
Cash and cash equivalents	\$ 33,264	\$ 36,926
Short-term investments	109,518	33,152
Accounts receivable, net of allowance for doubtful accounts of \$0 and \$59 as of December 31, 2018 and December 31, 2019, respectively	1,088	3,914
Inventories	3,022	4,596
Prepaid expenses and other current assets	754	1,058
<b>Total current assets</b>	<b>147,646</b>	<b>79,646</b>
Property and equipment, net	2,475	7,895
Operating lease right-of-use asset	451	—
Other assets	558	825
<b>Total assets</b>	<b>\$ 151,130</b>	<b>\$ 88,366</b>
<b>LIABILITIES, REDEEMABLE CONVERTIBLE PREFERRED STOCK AND STOCKHOLDERS' DEFICIT</b>		
Current liabilities:		
Accounts payable	\$ 3,373	\$ 4,960
Accrued payroll and related benefits	3,837	6,956
Accrued expenses and other current liabilities	2,441	2,909
Accrued warranty liability	293	1,702
Deferred revenue, current	269	883
Term loan, current	—	7,500
<b>Total current liabilities</b>	<b>10,213</b>	<b>24,910</b>
Term loan, noncurrent	28,346	21,561
Finance lease liability	9	—
Accrued interest	130	217
Redeemable convertible preferred stock warrant liability	8,085	4,285
Deferred revenue, noncurrent	13	134
<b>Total liabilities</b>	<b>46,796</b>	<b>51,107</b>
Commitments and contingencies (Note 7)		
Redeemable convertible preferred stock, par value \$0.001; 161,888,418 and 154,592,485 shares authorized as of December 31, 2018 and 2019, respectively; 147,214,244 shares issued and outstanding as of December 31, 2018 and 2019	392,284	409,446
Stockholders' deficit:		
Common stock, par value \$0.001; 150,000,000 and 240,000,000 shares authorized as of December 31, 2018 and 2019, respectively; 789,100 and 922,078 shares issued and outstanding as of December 31, 2018 and 2019, respectively	1	1
Additional paid-in capital	—	357
Accumulated other comprehensive income (loss)	(60)	22
Accumulated deficit	(287,891)	(372,567)
<b>Total stockholders' deficit</b>	<b>(287,950)</b>	<b>(372,187)</b>
<b>Total liabilities, redeemable convertible preferred stock and stockholders' deficit</b>	<b>\$ 151,130</b>	<b>\$ 88,366</b>

*The accompanying notes are an integral part of these financial statements.*

**OUTSET MEDICAL, INC.**  
**Statements of Operations**  
*(in thousands, except share amounts)*

	Years Ended December 31,	
	2018	2019
Revenue:		
Product revenue	\$ 1,749	\$ 13,750
Service revenue	258	1,328
Total revenue	<u>2,007</u>	<u>15,078</u>
Cost of revenue:		
Cost of product revenue	7,806	27,164
Cost of service revenue	316	5,716
Total cost of revenue	<u>8,122</u>	<u>32,880</u>
Gross profit	<u>(6,115)</u>	<u>(17,802)</u>
Operating expenses:		
Research and development	22,916	23,327
Sales and marketing	11,279	20,259
General and administrative	6,253	8,919
Total operating expenses	<u>40,448</u>	<u>52,505</u>
Loss from operations	<u>(46,563)</u>	<u>(70,307)</u>
Interest income and other income, net	1,709	2,485
Interest expense	(4,639)	(4,257)
Change in fair value of redeemable convertible preferred stock warrant liability	(262)	3,800
Loss before income taxes	<u>(49,755)</u>	<u>(68,279)</u>
Provision for income taxes	25	20
Net loss	<u>\$ (49,780)</u>	<u>\$ (68,299)</u>
Adjustment to redemption value on redeemable convertible preferred stock	(23,300)	(134,760)
Gain on extinguishment of redeemable convertible preferred stock	—	117,597
Net loss attributable to common stockholders	<u>\$ (73,080)</u>	<u>\$ (85,462)</u>
Net loss per share attributable to common stockholders, basic and diluted	<u>\$ (100.75)</u>	<u>\$ (99.58)</u>
Weighted-average shares used in computing net loss per share attributable to common stockholders, basic and diluted	<u>725,337</u>	<u>858,254</u>
Pro forma net loss per share attributable to common stockholder, basic and diluted (unaudited)		<u>\$ (3.66)</u>
Weighted-average shares used in computing pro forma net loss per share attributable to common stockholders, basic and diluted (unaudited)		<u>19,719,079</u>

*The accompanying notes are an integral part of these financial statements.*

**OUTSET MEDICAL, INC.**  
**Statements of Comprehensive Loss**  
*(in thousands)*

	<u>Years Ended December 31,</u>	
	<u>2018</u>	<u>2019</u>
Net loss	\$ (49,780)	\$ (68,299)
Other comprehensive income (loss):		
Unrealized gain (loss) on available-for-sale securities	(37)	82
Comprehensive loss	<u>\$ (49,817)</u>	<u>\$ (68,217)</u>

*The accompanying notes are an integral part of these financial statements.*

**OUTSET MEDICAL, INC.**  
**Statements of Redeemable Convertible Preferred Stock and Stockholders' Deficit**  
*(in thousands, except share amounts)*

	Redeemable Convertible Preferred Stock		Common Stock		Additional Paid-In Capital	Accumulated Other Comprehensive Income (Loss)	Accumulated Deficit	Total Stockholders' Deficit
	Shares	Cost	Shares	Cost				
<b>Balance as of January 1, 2018</b>	103,862,065	\$ 234,418	677,750	\$ 1	\$ —	\$ (23)	\$ (215,915)	\$ (215,937)
Issuance of Series D redeemable convertible preferred stock, net of issuance costs of \$259	43,352,179	134,567	—	—	—	—	—	—
Stock option exercises	—	—	111,350	—	315	—	—	315
Stock-based compensation	—	—	—	—	788	—	—	788
Unrealized loss on available-for-sale securities	—	—	—	—	—	(37)	—	(37)
Adjustment to redemption value on redeemable convertible preferred stock	—	23,299	—	—	(1,103)	—	(22,196)	(23,299)
Net loss	—	—	—	—	—	—	(49,780)	(49,780)
<b>Balance as of December 31, 2018</b>	147,214,244	392,284	789,100	1	—	(60)	(287,891)	(287,950)
Stock option exercises	—	—	124,118	—	364	—	—	364
Common stock warrant exercises	—	—	8,860	—	76	—	—	76
Stock-based compensation	—	—	—	—	883	—	—	883
Unrealized gain on available-for-sale securities	—	—	—	—	—	82	—	82
Gain on extinguishment of redeemable convertible preferred stock	—	(117,417)	—	—	—	—	117,417	117,417
Costs to adjust the redemption value on redeemable convertible preferred stock	—	(181)	—	—	—	—	—	—
Adjustment to redemption value on redeemable convertible preferred stock	—	134,760	—	—	(966)	—	(133,794)	(134,760)
Net loss	—	—	—	—	—	—	(68,299)	(68,299)
<b>Balance as of December 31, 2019</b>	147,214,244	\$ 409,446	922,078	\$ 1	\$ 357	\$ 22	\$ (372,567)	\$ (372,187)

*The accompanying notes are an integral part of these financial statements.*

**OUTSET MEDICAL, INC.**  
**Statements of Cash Flows**  
*(in thousands)*

	<b>Years Ended December 31,</b>	
	<b>2018</b>	<b>2019</b>
<b>Cash flows from operating activities:</b>		
Net loss	\$ (49,780)	\$ (68,299)
Adjustments to reconcile net loss to net cash used in operating activities:		
Depreciation and amortization	1,069	1,484
Amortization of right-of-use asset	425	451
Amortization of deferred financing costs and fees	1,348	893
Amortization of premium on investments	(779)	(983)
Provision for accounts receivable	—	59
Provision for inventories	442	326
Loss on disposal of property and equipment	—	293
Stock-based compensation	788	883
Change in fair value of redeemable convertible preferred stock warrant liability	262	(3,800)
Changes in operating assets and liabilities:		
Accounts receivable, net	(552)	(2,886)
Inventories	(2,212)	(5,020)
Prepaid expenses and other current assets	(477)	(462)
Other assets	207	234
Accounts payable	2,675	802
Accrued payroll and related benefits	647	3,119
Accrued expenses and other current liabilities	457	974
Operating lease liability	(464)	(505)
Accrued warranty liability	(443)	1,410
Deferred revenue	(55)	735
Net cash used in operating activities	<u>(46,442)</u>	<u>(70,292)</u>
<b>Cash flows from investing activities:</b>		
Purchases of property and equipment	(1,766)	(3,293)
Purchases of short-term investments	(132,310)	(91,878)
Sales and maturities of short-term investments	65,300	169,468
Net cash provided by (used in) investing activities	<u>(68,776)</u>	<u>74,297</u>
<b>Cash flows from financing activities:</b>		
Proceeds from issuance of redeemable convertible preferred stock, net of issuance costs	134,567	—
Proceeds from exercise of stock option	314	363
Proceeds from exercise of common stock warrant	—	76
Repayment of financing lease	(9)	(9)
Payment of redeemable convertible preferred stock issuance costs	—	(181)
Net cash provided by financing activities	<u>134,872</u>	<u>249</u>
Net increase in cash, cash equivalents and restricted cash	19,654	4,254
Cash, cash equivalents and restricted cash at beginning of period	13,761	33,415
Cash, cash equivalents and restricted cash at end of period	<u>\$ 33,415</u>	<u>\$ 37,669</u>
<b>Supplemental cash flow disclosures:</b>		
Cash paid for income taxes	\$ 9	\$ 35
Cash paid for interest	\$ 3,292	\$ 3,352
<b>Supplemental cash flow disclosures from investing and financing activities:</b>		
Capital expenditures included in accounts payable and accrued expenses	\$ 83	\$ 867
Transfer of inventory to operating lease	\$ —	\$ 3,119
Adjustment to redemption value on redeemable convertible preferred stock	\$ 23,300	\$134,760
Gain on extinguishment of redeemable convertible preferred stock	\$ —	\$117,597

*The accompanying notes are an integral part of these financial statements.*

**OUTSET MEDICAL, INC.**  
**Notes to Financial Statements**

**1. Organization and Description of Business**

Outset Medical, Inc. (the “Company”) was originally incorporated on May 5, 2003 in the state of Delaware under the name Home Dialysis Plus, Ltd. The name of the Company was changed to Outset Medical, Inc. on January 5, 2015. Outset Medical, Inc. is a medical technology company pioneering a first-of-its-kind technology to reduce the cost and complexity of dialysis. The Tablo Hemodialysis System enables dialysis care in acute and chronic settings. The Company’s headquarters are located in San Jose, CA.

***Liquidity***

Since inception, the Company has incurred net losses and negative cash flows from operations. During the year ended December 31, 2019, the Company incurred a net loss of \$68.3 million. As of December 31, 2019, the Company had an accumulated deficit of \$372.6 million.

As of December 31, 2019, the Company had cash and cash equivalents and short-term investments of \$70.1 million, which are available to fund future operations, and restricted cash of \$0.7 million, for a total cash and cash equivalents, restricted cash and short-term investments balance of \$70.8 million. During the first quarter of 2020, the Company completed a Series E redeemable convertible preferred stock financing raising gross proceeds of \$127.1 million (see Note 15 for further details). The Company has financed its operations primarily with the proceeds from the issuance of its redeemable convertible preferred stock and debt financing, and to a lesser extent, revenues from products, service and other sales. Management expects to continue to incur significant expenses for the foreseeable future and to incur operating losses in the near term while the Company makes investments to support its anticipated growth.

The Company may raise additional capital through additional equity financing, debt financings or other sources. Management believes that the Company’s existing cash and cash equivalents, short-term investments, cash generated from revenues from its products as well as services and other sales, available borrowing capacity under the Perceptive Term Loan Agreement (see Note 8 for further details) and the proceeds from Series E financing in the first quarter of 2020 will be sufficient to meet its anticipated needs for the next 12 months from the date on which these financial statements are issued. The Company has evaluated and concluded there are no conditions or events, considered in the aggregate, that raise substantial doubt about its ability to continue as a going concern for a period of one year following the date these financial statements are issued.

**2. Summary of Significant Accounting Policies**

***Basis of Presentation***

The Company’s financial statements have been prepared in accordance with United States generally accepted accounting principles (“U.S. GAAP”).

***Use of Estimates***

The preparation of financial statements in conformity with U.S. GAAP requires management to make judgements, estimates and assumptions that affect the reported amounts of assets and liabilities and disclosure of contingent assets and liabilities as of the date of the financial statements and the reported amounts of revenue and expenses. These judgements, estimates and assumptions are used for, but not limited to, revenue recognition, allowance for doubtful accounts, inventory valuation and write-downs, warranty obligations, fair value of common stock and redeemable convertible preferred stock, the fair value of stock options, the fair value of redeemable convertible preferred stock warranty liability, valuation of investments, recoverability of the

**OUTSET MEDICAL, INC.**  
**Notes to Financial Statements**

Company's net deferred tax assets and the related valuation allowance, and certain accrued expenses. The Company evaluates its estimates and assumptions on an ongoing basis using historical experience and other factors and adjusts those estimates and assumptions when facts and circumstances dictate. Actual results may differ from those estimates under different assumptions or conditions and the differences may be material.

***Segment***

The Company operates as a single operating segment. The Company's chief operating decision maker, its Chief Executive Officer, reviews financial information on an aggregate basis for the purposes of allocating resources and evaluating financial performance. The Company has only operated in the United States since its inception and has derived its revenue from sales to customers in the United States.

***Cash, Cash Equivalents and Restricted Cash***

The Company considers all highly liquid investments purchased with an original maturity of three months or less at the date of purchase to be cash equivalents. As of December 31, 2018 and 2019, the Company's cash equivalents were held in institutions in the United States and include deposits in a money market fund which were unrestricted as to withdrawal or use.

As of December 31, 2018 and 2019, the Company had restricted cash of \$0.2 million and \$0.7 million, respectively, representing collateral for the Company's building leases in San Jose, CA. Restricted cash is classified in other assets in the accompanying balance sheets.

The following table provides a reconciliation of cash, cash equivalents and restricted cash reported within the balance sheets that sum to the total of the amounts shown in the statements of cash flows:

	<b>December 31,</b>	
	<b>2018</b>	<b>2019</b>
Cash and cash equivalents	\$ 33,264	\$ 36,926
Restricted cash	151	743
	<u>\$ 33,415</u>	<u>\$ 37,669</u>

***Investments***

The Company classifies its investment securities as available-for-sale. The Company classifies these investment securities as short-term or long-term based on the nature of the investment, its maturity date and its availability for use in current operations. Those investments with original maturity greater than three months at the date of purchase, remaining maturities of less than 12 months, and all investments the Company expects to liquidate within the next 12 months are considered short-term investments and classified as current assets. The Company's investment securities are recorded at fair value based on the fair value hierarchy. Money market funds are classified within Level 1 of the fair value hierarchy, and commercial paper and corporate notes are within Level 2 of the fair value hierarchy. Unrealized gains and losses, deemed temporary in nature, are reported as a separate component of accumulated other comprehensive income (loss).

A decline in the fair value of any security below cost that is deemed other than temporary results in a charge to earnings and the corresponding establishment of a new cost basis for the security. Premiums (discounts) are amortized (accrued) over the life of the related security as an adjustment to yield using the straight-line interest method. Dividend and interest income are recognized when earned. Realized gains and losses are included in earnings and are derived using the specific identification method for determining the cost of securities sold.



**OUTSET MEDICAL, INC.**  
**Notes to Financial Statements**

***Fair Value of Financial Instruments***

The Company determines the fair value of an asset or liability based on the assumptions that market participants would use in pricing the asset or liability in an orderly transaction between market participants at the measurement date. The identification of market participant assumptions provides a basis for determining what inputs are to be used for pricing each asset or liability.

A fair value hierarchy has been established which gives precedence to fair value measurements calculated using observable inputs over those using unobservable inputs. This hierarchy prioritized the inputs into three broad levels as follows:

Level 1: Quoted prices in active markets for identical instruments;

Level 2: Other significant observable inputs (including quoted prices in active markets for similar instruments); and

Level 3: Significant unobservable inputs (including assumptions in determining the fair value of certain investments).

The Company's cash and cash equivalents, restricted cash, accounts receivable, accounts payable and accrued liabilities approximate their fair value due to their short maturities. Management believes that its term loan bears interest at the prevailing market rates for instruments with similar characteristics; accordingly, the carrying value of this instrument approximates its fair value. Money market funds are highly liquid investments and are actively traded. The pricing information on the Company's money market funds are readily available and can be independently validated as of the measurement date. This approach results in the classification of these securities as Level 1 of the fair value hierarchy. There were no transfers between Levels 1, 2 or 3 for any of the periods presented. The Company has issued redeemable convertible preferred stock warrants for which fair value is determined using Level 3 inputs (see Note 4).

***Concentration of Credit Risk***

Financial instruments that potentially subject the Company to a concentration of credit risk consist of cash and cash equivalents, restricted cash, short-term investments and accounts receivable. Substantially all the Company's cash and cash equivalents, restricted cash and investments are held at one financial institution in the United States that management believes is of high credit quality. Such deposits may, at times, exceed federally insured limits or may not be covered by deposit insurance at all. The Company has not experienced any credit losses on its cash and cash equivalents, restricted cash or short-term investments through December 31, 2019.

Four customers accounted for 20%, 18%, 14% and 12% of revenues, respectively, in the year ended December 31, 2018. One customer accounted for 11% of revenues in the year ended December 31, 2019. Accounts receivable are unsecured and the Company does not require collateral; however, the Company does assess the collectability of accounts receivable based on a number of factors, including past transaction history with, and the creditworthiness of, the customer. Accordingly, the Company is exposed to credit risk associated with accounts receivable. Four customers accounted for 28%, 24%, 16% and 12% of accounts receivable, respectively, as of December 31, 2018. Four customers accounted for 22%, 13%, 11% and 10% of accounts receivable, respectively, as of December 31, 2019. To reduce risk, the Company closely monitors the amounts due from its customers and assesses the financial strength of its customers through a variety of methods that include, but are not limited to, engaging directly with customer operations and leadership personnel, visiting customer locations to observe operating activities, and assessing customer longevity and reputation in the

**OUTSET MEDICAL, INC.**  
**Notes to Financial Statements**

marketplace. As a result, the Company believes that its accounts receivable credit risk exposure is limited. The Company provides for uncollectible amounts when specific credit problems are identified. As of December 31, 2018, the Company did not have an allowance for doubtful accounts. As of December 31, 2019, the Company recorded an allowance for doubtful accounts of \$59,000.

***Inventories***

Inventories are stated at the lower of cost or net realizable value. Cost is determined using the standard cost method, which approximates actual costs as determined on a first-in, first-out basis. The carrying value of inventories is reduced for any difference between cost and net realizable value of inventories that is determined to be obsolete or unmarketable, based upon assumptions about future demand and market conditions. The Company also reviews its inventory value to determine if it reflects the lower of cost or net realizable value based on factors such as inventory items sold at negative gross margins and purchase commitments. Adjustments to the value of inventory establish a new cost basis and are considered permanent even if circumstances later suggest that increased carrying amounts are recoverable. If demand is higher than expected, the Company may sell inventory that had previously been written down. Costs associated with the write-down of inventory are recorded to cost of revenue on the Company's statements of operations. As of December 31, 2018, and 2019, the Company recorded an inventory write-down of \$0.5 million and \$0.3 million, respectively.

***Property and Equipment, Net***

Property and equipment, net is stated at cost, net of accumulated depreciation. Depreciation is computed using the straight-line method based on the estimated useful lives of the assets, which is generally two to five years. Leasehold improvements are amortized using the straight-line method over the shorter of the assets estimated useful lives or the remaining term of the lease. Maintenance and repairs are charged to expense as incurred. Significant improvements that substantially enhance the useful life of an asset are capitalized and depreciated. When assets are retired or disposed of, the cost together with related accumulated depreciation is removed from the balance sheet and any resulting gain or loss is reflected in the Company's statements of operations in the period realized.

***Leases***

The Company accounts for its lease arrangements in accordance with FASB Accounting Standards Codification ("ASC") Topic 842, *Leases*. Under ASC 842, the Company determines if an arrangement is a lease at inception. Operating leases are included in operating lease right-of-use ("ROU") assets, the current portion of the operating lease liability is included in the accrued expenses and other current liabilities, and the long-term portion of the operating lease liability is included in operating lease liabilities in the Company's balance sheets. Finance leases are included in property and equipment, and accrued expenses and other current liabilities in the Company's balance sheets.

ROU assets represent the Company's right to use an underlying asset for the lease term and lease liabilities represent the Company's obligation to make lease payments arising from the lease. Operating lease ROU assets and liabilities are recognized based on the present value of lease payments over the lease term at commencement date of the lease. ROU assets also include any initial direct costs incurred and any lease payments made at or before the lease commencement date, less any lease incentive received. As most of the Company's leases do not provide an implicit interest rate, the Company uses its incremental borrowing rate based on the information available at the commencement date in determining the present value of lease payments. The Company uses the implicit rate when readily determinable. The Company's lease terms may include options to extend or terminate the lease when it is reasonably certain that the Company will exercise that

**OUTSET MEDICAL, INC.**  
**Notes to Financial Statements**

option. Lease expense for lease payments is recognized on a straight-line basis over the lease term. The Company does not recognize a ROU asset nor lease liability for short-term leases. Instead, it recognizes these short-term lease payments in the income statement on a straight-line basis over the lease term. Short-term leases are defined as 12 months or less in duration.

***Impairment for Long-Lived Assets***

Long-lived assets, such as property and equipment are reviewed for impairment whenever events or changes in circumstances indicate that the carrying amount of an asset may not be recoverable. If circumstances require a long-lived asset or asset group to be tested for possible impairment, the Company first compares undiscounted cash flows expected to be generated by that asset or asset group to its carrying value. If the carrying value of the long-lived asset or asset group is not recoverable on an undiscounted cash flow basis, an impairment is recognized to the extent that the carrying value exceeds its fair value. Fair value is determined through various valuation techniques including discounted cash flow models, quoted market values and third-party independent appraisals, as considered necessary. There were no such impairment losses as of December 31, 2018 and 2019.

***Deferred Loan Commitment Costs***

Costs incurred to obtain term loan commitments (see Note 8) are recorded in other assets and amortized to interest expense over the term of the commitment on a straight-line basis. When amounts are borrowed under a loan commitment in the future, a proportionate amount of the remaining unamortized deferred cost will be reclassified as a debt discount and amortized over the remaining term of the term loan using the effective interest method. If a commitment for a term loan expires unused, the related balance is charged to interest expense. As of December 31, 2018, the total unamortized deferred loan commitment costs recorded in other assets amounted to \$0.1 million. As of December 31, 2019, there was no unamortized deferred loan commitment balance.

***Accrued Warranty Liability***

The Company generally provides a one-year warranty for defective parts and workmanship on its products commencing upon the transfer of title and risk of loss to the customer. The Company accrues the estimated cost of product warranties when it invoices the customer, based on historical experience and expected results. Should actual product failure rates and material usage costs differ from these estimates, revisions to the estimated warranty liability would be required. The Company periodically assesses the adequacy of its recorded product warranty liabilities and adjusts the balance as required. Warranty expense is recorded as a component of cost of product revenue in the statements of operations.

***Deferred Revenue***

Deferred revenue consists of payments received in advance of revenue recognition primarily related to console service agreements. Revenue under these agreements is recognized over the related service period. Deferred revenue that will be recognized during the 12 months following the balance sheet date is recorded as deferred revenue, current and the remaining portion is recorded as deferred revenue, noncurrent on the accompanying balance sheets.

***Redeemable Convertible Preferred Stock Warrant Liability***

The Company has accounted for its freestanding warrants to purchase shares of the Company's redeemable convertible preferred stock as liabilities at fair value upon issuance primarily because the shares underlying the warrants contain contingent redemption features outside the control of the Company. The warrants are subject to re-measurement at each balance sheet date and any change in fair value is recognized in the statement of operations as the change in fair value of redeemable convertible preferred stock warrant liability.

**OUTSET MEDICAL, INC.**  
**Notes to Financial Statements**

The carrying value of the warrants will continue to be adjusted until such time as these instruments are exercised, expire or convert into warrants to purchase shares of the Company's common stock. At that time, the liabilities will be reclassified to additional paid-in capital, a component of stockholders' deficit.

The Company estimated the fair value of these liabilities using the Black-Scholes option pricing model and assumptions that were based on the individual characteristics of the warrants on the valuation date, as well as assumptions for future financings, expected volatility, expected life, yield, and risk-free interest rate.

***Defined Contribution Plan***

The Company has a defined contribution retirement savings plan under Section 401(k) of the Internal Revenue Code. This plan allows eligible employees to defer a portion of their annual compensation on a pre-tax basis. The Company is authorized to make matching contributions but has not made such contributions for the years ended December 31, 2018 and 2019.

***Revenue***

The Company recognizes revenue in accordance with ASC Topic 606, *Revenue from Contracts with Customers*. Under ASC 606, revenue is recognized when a customer obtains control of promised goods or services, in an amount that reflects the consideration which the entity expects to receive in exchange for those goods or services. To determine revenue recognition for arrangements that an entity determines are within the scope of ASC 606, the Company performs the following five steps:

- (1) Identify the contract(s) with a customer;
- (2) Identify the performance obligations in the contract;
- (3) Determine the transaction price;
- (4) Allocate the transaction price to the performance obligations in the contract; and
- (5) Recognize revenue when (or as) the entity satisfies a performance obligation.

The Company's revenue is generated primarily from the sale of its products and services. Product revenue consists primarily of sales of the Tablo console and related consumables, including the Tablo cartridge, used in treatment delivery. Service revenue consists primarily of revenue generated from consoles service contracts.

The Company considers each product and each service contract to be a distinct performance obligation. Revenue is recognized when a performance obligation is satisfied, which occurs when control of the promised products or services is transferred to the customer in an amount that reflects the consideration the Company expects to receive in exchange for those products or services. Revenue from product sales is recognized at a point in time when management has determined that control has transferred to the customer, which is generally when legal title has transferred to the customer. Revenue from service contracts is recognized as the output of the service is transferred to the customer over time, typically evenly over the contract term. Revenue is recognized net of allowances for returns and any taxes collected from customers, which are subsequently remitted to governmental authorities.

The Company's contracts with customers often include promises to transfer multiple products and services to a customer. Determining whether products and services are considered distinct performance

**OUTSET MEDICAL, INC.**  
**Notes to Financial Statements**

obligations that should be accounted for separately versus together may require significant judgment. Judgment is also required to determine the stand-alone selling price (“SSP”) for each distinct performance obligation. The Company uses an observable price to estimate SSP for items that are sold separately, including customer support agreements. In instances where SSP is not directly observable, such as when the Company does not sell the product or service separately, the Company determines the SSP using information that may include market conditions and other observable inputs. When stand-alone selling prices have not been established for products, the Company will utilize the residual method to allocate revenue. The Company may offer additional goods or services to customers at the inception of customer contracts at prices not at SSP. This is considered a material right and an additional performance obligation of the contract. SSP is assigned based on the estimated value of the material right.

Costs associated with product sales include commissions. The Company applies the practical expedient to expense the commissions as incurred as the expected amortization period is one year or less. Commissions are recorded as sales and marketing expenses in the statements of operations.

*Operating Lease Arrangements*

From time to time, the Company enters into operating lease arrangements that contain both lease and non-lease elements. The lease element includes consoles, while non-lease elements include consumables, services and training. Revenue related to such arrangements is allocated to lease and non-lease elements based on their relative standalone selling price. Revenue for the lease element is recognized on a straight-line basis over the lease term, and the costs of the consoles are included in property and equipment, net in the balance sheets and amortized to cost of revenue.

*Shipping and Handling Costs*

Shipping and handling charged to customers are recorded as revenue. Shipping and handling costs, including the associated personnel, are expensed as incurred and are included in sales and marketing expenses.

*Contract Balances*

The timing of revenue recognition may differ from the timing of invoicing to customers. The Company records an unbilled receivable when revenue is recognized prior to invoicing, or deferred revenue when revenue is recognized subsequent to invoicing. For multi-year service agreements, the Company generally invoices customers annually at the beginning of each annual coverage period.

***Research and Development***

The Company expenses all research and development costs as incurred. These expenses include the costs of proprietary research and development efforts, quality engineering, clinical studies and trials and regulatory affairs. Costs include salaries, employee benefits, and other headcount-related costs, prototype development costs, contract and other outside service fees, depreciation expense and allocated costs including facilities and information technology.

***Advertising Costs***

Advertising costs are expensed as incurred. For the years ended December 31, 2018 and 2019, advertising costs were not significant.

**OUTSET MEDICAL, INC.**  
**Notes to Financial Statements**

***Stock-Based Compensation***

The Company accounts for stock-based compensation arrangements with employees and non-employee directors and consultants using a fair value method which requires the recognition of compensation expense for costs related to all stock-based payments, including stock options. The fair value method requires the Company to estimate the fair value of stock-based payment awards to employees and non-employees on the date of grant using the Black-Scholes option pricing model. Total expense for non-employee share based awards has been immaterial to date.

Service-based options initially granted to an optionee generally vest at a rate of 25% on the first anniversary of the original grant date, with the balance vesting monthly over the remaining three years. Any subsequent follow-on options granted to the optionee generally vest monthly over four years. The Company generally recognizes stock-based compensation using an accelerated method. In addition, forfeitures are estimated at the time of grant and revised, if necessary, in subsequent periods if actual forfeitures differ from those estimates. Forfeiture rates were estimated based upon historical experience.

For stock options with performance and market-based vesting conditions, stock-based compensation is recognized when a performance vesting condition is considered probable of being achieved. Once the performance vesting condition is considered probable of being achieved, compensation costs related to awards with a performance and market-based condition are recognized regardless of whether the market condition is ultimately satisfied using the accelerated attribution method. Compensation cost is not reversed if the achievement of the market condition does not occur. The fair value of these share-based payment awards is estimated using the Monte Carlo approach.

***Income Taxes***

The Company accounts for income taxes under the asset and liability method. Under this method, deferred tax assets and liabilities are determined based on differences between financial reporting and tax reporting bases of assets and liabilities and remeasured using enacted tax rates and laws that are expected to be in effect when the differences are expected to reverse. Realization of deferred tax assets is dependent upon future earnings, the timing and amount of which are uncertain.

The Company utilizes a two-step approach to recognize and measure uncertain tax positions. The first step is to evaluate the tax position for recognition by determining if the weight of available evidence indicates that it is more likely than not that the position will be sustained upon tax authority examination, including resolution of related appeals or litigation processes, if any. The second step is to measure the tax benefit as the largest amount that is more than 50% likely of being realized upon ultimate settlement.

The Company includes any penalties and interest expense related to income taxes as a component of other expense, net, as necessary.

***Net Loss per Share Attributable to Common Stockholders***

Basic net loss per share attributable to common stockholders is calculated by dividing the net loss attributable to common stockholders by the weighted-average number of shares of common stock outstanding for the period, without consideration for potential dilutive securities. Diluted net loss per share is computed by dividing the net loss by the weighted-average number of common shares and common share equivalents of potentially dilutive securities outstanding for the period. For purposes of the diluted net loss per share calculation, redeemable convertible preferred stock, warrants and common stock options are considered to be

**OUTSET MEDICAL, INC.**  
**Notes to Financial Statements**

potentially dilutive securities. As the Company was in a loss position for the years ended December 31, 2018 and 2019, basic net loss per share attributable to common stockholders is the same as diluted net loss per share attributable to common stockholders because the effects of potentially dilutive securities are antidilutive.

***Unaudited Pro Forma Net Loss Per Share Attributable to Common Stockholders***

The numerator of the pro forma basic and diluted net loss per share attributable to common stockholders has been adjusted to exclude the gain on extinguishment of the redeemable convertible preferred stock, the adjustment to redemption value of the redeemable convertible preferred stock and the change in the fair value of the redeemable convertible preferred stock warrant liability as the conversion of all of the redeemable convertible preferred stock and the exercise of certain warrants is assumed to have occurred as of the beginning of the reporting period or the original issuance date, if later.

The denominator reflects the weighted-average number of shares of common stock outstanding after giving effect to the automatic conversion of all shares of outstanding redeemable convertible preferred stock into 18,586,235 shares of common stock immediately prior to the closing of an initial public offering ("IPO"), the net exercise of 2,175,959 Series B redeemable convertible preferred stock warrants into 65,165 shares of common stock, at the IPO price of \$27.00 per share and the cash exercise of 1,654,461 Series C redeemable convertible preferred stock warrants into 209,425 shares of common stock.

The pro forma information excludes stock-based compensation associated with the stock options issued with service-based, performance-based and market-based vesting conditions and the corresponding vesting of these awards as the contingent market condition is not expected to be achieved during the reporting period. The pro forma information also does not include the shares expected to be sold and the related proceeds to be received from the IPO.

***Recently Adopted Accounting Pronouncements***

In June 2018, the FASB issued ASU No. 2018-07, *Compensation—Stock Compensation (Topic 718) Improvements to Nonemployee Share-Based Payment Accounting* (ASU No. 2018-07). The amendments in ASU No. 2018-07 expand the scope of Topic 718, Compensation—Stock Compensation (which currently only includes share-based payments to employees) to include share-based payments issued to nonemployees for goods or services. Consequently, the accounting for share-based payments to nonemployees and employees will be substantially aligned. This guidance is effective for annual reporting periods, and interim periods within those years, for public entities beginning after December 15, 2018 with modified retrospective application. Early adoption is available but no earlier than the Company adopts Topic 606. The Company adopted this standard as of January 1, 2019, which did not have material impact on its financial statements and related disclosures.

In November 2016, the FASB issued ASU No. 2016-18, *Statement of Cash Flows, Restricted Cash (Topic 230)*. This standard requires entities to show the changes in total of cash, cash equivalents, restricted cash, and restricted cash equivalents in their statement of cash flows. As a result, entities will no longer present transfers between cash and cash equivalents and restricted cash and restricted cash equivalents in the statement of cash flows. This standard is effective for annual periods beginning after December 15, 2018, is applied retrospectively, and early adoption is permitted. The Company adopted this standard as of January 1, 2019, which did not have an impact on its financial statements and related disclosures.

***Recently Issued Accounting Pronouncements Not Yet Adopted***

In June 2016, the FASB issued ASU No. 2016-13, *Financial Instruments—Credit Losses (Topic 326) Measurement of Credit Losses on Financial Instruments* (ASU No. 2016-13), which requires an entity to utilize a

**OUTSET MEDICAL, INC.**  
**Notes to Financial Statements**

new impairment model known as the current expected credit loss (“CECL”) model to estimate its lifetime “expected credit loss” and record an allowance that, when deducted from the amortized cost basis of the financial assets and certain other instruments, including but not limited to available-for-sale debt securities. Credit losses relating to available-for-sale debt securities will be recorded through an allowance for credit losses rather than as a direct write-down to the security. ASU 2016-13 is effective for annual reporting periods, and interim periods within those years, beginning after December 15, 2019, and requires a cumulative effect adjustment to the balance sheet as of the beginning of the first reporting period in which the guidance is effective. In November 2019, the FASB issued ASU No. 2019-10, *Financial Instruments—Credit Losses (Topic 326), Derivatives and Hedging (Topic 815) and Leases (Topic 842): Effective Dates*, which defers the effective date of ASU No. 2016-13 to fiscal years beginning after December 15, 2022 for all entities except SEC reporting companies that are not smaller reporting companies. The Company is currently evaluating the impact of the adoption of ASU No. 2016-13 on its financial statements.

In August 2018, the FASB issued ASU No. 2018-13, *Fair Value Measurement (Topic 820): Disclosure Framework—Changes to the Disclosure Requirements for Fair Value Measurement* (ASU No. 2018-13), which modifies the disclosure requirements on fair value measurements in Topic 820, *Fair Value Measurement*. The amendments on changes in unrealized gains and losses, the range and weighted average of significant unobservable inputs used to develop Level 3 fair value measurements, and the narrative description of measurement uncertainty should be applied prospectively for only the most recent interim or annual period presented in the initial fiscal year of adoption. All other amendments should be applied retrospectively to all periods presented upon their effective date. This standard is effective for all entities for fiscal years beginning after December 15, 2019, and interim periods within those fiscal years. Early adoption is permitted. The amendments in ASU 2018-13 are disclosure-related only and as such the Company does not expect the adoption of this guidance to have a significant impact on the balances reported in its financial statements.

### 3. Revenue from Contracts with Customers

The Company’s revenue is generated primarily from the sale of its products and services solely from U.S. based customers. Product revenue primarily consists of sales of consoles and consumables. Service revenue primarily consists of revenue generated from consoles service contracts.

Additionally, the Company has an operating lease arrangement which contains both lease and non-lease elements and revenue for the lease element is recognized on a straight-line basis over the lease term.

#### *Disaggregation of Revenue*

Revenue by source consisted of the following (in thousands):

	<b>December 31,</b>	
	<b>2018</b>	<b>2019</b>
Consoles	\$1,226	\$12,187
Consumables	523	1,563
Total product revenue	\$1,749	\$13,750
Service revenue	258	1,328
Total revenue	<u>\$2,007</u>	<u>\$15,078</u>

#### *Performance Obligations*

As of December 31, 2019, the aggregate amount of the transaction price allocated to the remaining performance obligations related to customer service contracts that are unsatisfied or partially unsatisfied was



**OUTSET MEDICAL, INC.**  
**Notes to Financial Statements**

\$1.0 million, which is recorded as deferred revenue on the Company's balance sheet. Of that amount, \$0.9 million will be recognized as revenue during the year ended December 31, 2020 and approximately \$0.1 million thereafter.

**Contract Balances**

The Company invoices its customers based on the billing schedules in its sales arrangements. Payments are generally due 30 days from date of invoice. Contract liabilities consist mainly of deferred revenue. Contract liabilities primarily relate to consideration received from customers prior to transferring goods or services to the customer. The following information summarizes the Company's contract liabilities (in thousands):

	December 31,	
	2018	2019
Deferred revenue, current	\$269	\$883
Deferred revenue, noncurrent	\$ 13	\$134

During the year ended December 31, 2018, the Company recognized \$0.3 million of revenue that was included in deferred revenue balance as of December 31, 2017. During the year ended December 31, 2019, the Company recognized \$0.3 million of revenue that was included in the deferred revenue balance as of December 31, 2018.

**4. Fair Value Measurements**

The following tables present the Company's assets and liabilities that are measured at fair value on a recurring basis by level within the fair value hierarchy (in thousands):

	Valuation Hierarchy	December 31, 2018			Aggregate Fair Value
		Amortized Cost	Gross Unrealized Holding Gains	Gross Unrealized Holding Losses	
<b>Assets:</b>					
Cash equivalents:					
Money market funds	Level 1	\$ 21,889	\$ —	\$ —	\$ 21,889
Repurchase agreements	Level 2	6,000	—	—	6,000
Short-term investments:					
Government debt	Level 1	13,981	—	(1)	13,980
Commercial paper	Level 2	44,263	—	—	44,263
Corporate debt	Level 2	30,852	—	(36)	30,816
Asset-backed securities	Level 2	20,482	—	(23)	20,459
Total assets		<u>\$137,467</u>	<u>\$ —</u>	<u>\$ (60)</u>	<u>\$137,407</u>
<b>Liabilities:</b>					
Redeemable convertible preferred stock warrant liability	Level 3	\$ 8,085	\$ —	\$ —	\$ 8,085
Total liabilities		<u>\$ 8,085</u>	<u>\$ —</u>	<u>\$ —</u>	<u>\$ 8,085</u>

**OUTSET MEDICAL, INC.**  
**Notes to Financial Statements**

	Valuation Hierarchy	Amortized Cost	December 31, 2019		Aggregate Fair Value
			Gross Unrealized Holding Gains	Gross Unrealized Holding Losses	
<b>Assets:</b>					
Cash equivalents:					
Money market funds	Level 1	\$ 29,761	\$ —	\$ —	\$ 29,761
Commercial paper	Level 2	2,299	—	—	2,299
Short-term investments:					
Commercial paper	Level 2	10,972	—	—	10,972
Corporate debt	Level 2	17,357	19	—	17,376
Asset-backed securities	Level 2	4,801	3	—	4,804
<b>Total assets</b>		<u>\$ 65,190</u>	<u>\$ 22</u>	<u>\$ —</u>	<u>\$ 65,212</u>
<b>Liabilities:</b>					
Redeemable convertible preferred stock warrant liability	Level 3	\$ 4,285	\$ —	\$ —	\$ 4,285
<b>Total liabilities</b>		<u>\$ 4,285</u>	<u>\$ —</u>	<u>\$ —</u>	<u>\$ 4,285</u>

There were no transfers between levels during the years ended December 31, 2018 and 2019.

The Company's Level 2 securities are valued using third-party pricing sources. The pricing services utilize industry standard valuation models, including both income and market-based approaches, for which all significant inputs are observable, either directly or indirectly, to estimate fair value. These inputs include reported trades of and broker/dealer quotes on the same or similar securities, issuer credit spreads, benchmark securities, prepayment/default projections based on historical data and other observable inputs.

The Company validates the prices provided by its third-party pricing services by understanding the models used, obtaining market values from other pricing sources and confirming those securities traded in active markets.

As of December 31, 2019, the remaining contractual maturities for available-for-sale securities were less than one year.

For the years ended December 31, 2018 and 2019, interest income was \$1.8 million and \$2.5 million, respectively.

Impairment assessments are made at the individual security level each reporting period. When the fair value of an available-for-sale security is less than its cost at the balance sheet date, a determination is made as to whether the impairment is other-than-temporary and, if it is other-than-temporary, an impairment loss is recognized in earnings equal to the difference between the investment's amortized cost and fair value at such date.

As of December 31, 2018, some of the Company's available-for-sale securities were in an unrealized loss position. The Company determined that it had the ability and intent to hold the investments until maturity or recovery, thus there was no recognition of any other-than temporary impairment for the year ended December 31, 2018. As of December 31, 2019, none of the Company's available-for-sale securities were in an unrealized loss position.

**OUTSET MEDICAL, INC.**  
**Notes to Financial Statements**

The change in fair value of the Company's redeemable convertible preferred stock warrant liability was as follows (in thousands):

	<b>Years Ended December 31,</b>	
	<b>2018</b>	<b>2019</b>
Beginning balance	\$ 7,823	\$ 8,085
Change in fair value of redeemable convertible preferred stock warrant liability	262	(3,800)
Ending balance	<u>\$ 8,085</u>	<u>\$ 4,285</u>

The valuation of the Company's redeemable convertible preferred stock warrant liability contains unobservable inputs that reflect the Company's own assumptions for which there is little, if any, market activity for at the measurement date. Accordingly, the Company's redeemable convertible preferred stock warrant liability is measured at fair value on a recurring basis using unobservable inputs and are classified as Level 3 inputs, and any change in fair value of the redeemable convertible preferred stock warrant liability is recognized in the statements of operations. Refer to Note 9 for the valuation technique and assumptions used in estimating the fair value of the redeemable convertible preferred stock warrant liability.

## 5. Balance Sheet Components

### *Inventories*

Inventories consist of the following (in thousands):

	<b>December 31,</b>	
	<b>2018</b>	<b>2019</b>
Raw material	\$ 846	\$1,143
Work-in-process	1,728	842
Finished goods	448	2,611
	<u>\$3,022</u>	<u>\$4,596</u>

### *Property and Equipment, net*

Property and equipment, net consist of the following (in thousands):

	<b>December 31,</b>	
	<b>2018</b>	<b>2019</b>
Computers and software	\$ 1,137	\$ 1,857
Dialysis equipment	1,038	3,904
Machinery and equipment	991	761
Production tooling	871	2,782
Furniture and fixtures	487	1,087
Leasehold improvements	174	174
Total property and equipment	4,698	10,565
Less: Accumulated depreciation and amortization	(2,223)	(2,670)
Property and equipment, net	<u>\$ 2,475</u>	<u>\$ 7,895</u>

**OUTSET MEDICAL, INC.**  
**Notes to Financial Statements**

Total depreciation and amortization expense for the years ended December 31, 2018 and 2019 was \$1.1 million and \$1.5 million, respectively.

***Accrued Expenses and Other Current Liabilities***

Accrued expenses and other current liabilities consist of the following (in thousands):

	<b>December 31,</b>	
	<b>2018</b>	<b>2019</b>
Accrued inventory	\$ 299	\$ 798
Accrued research and development expenses	236	421
Accrued professional services	179	553
Operating lease liabilities	505	—
Other	1,222	1,137
	<u>\$2,441</u>	<u>\$2,909</u>

***Accrued Warranty Liability***

The change in accrued warranty liability is presented in the following table (in thousands):

	<b>Years Ended December 31,</b>	
	<b>2018</b>	<b>2019</b>
Balance at beginning of the year	\$ 736	\$ 293
Provision for warranty liability made during the year	341	2,578
Consumption during the year	(784)	(1,169)
Balance at end of the year	<u>\$ 293</u>	<u>\$ 1,702</u>

**6. Leases**

The Company has an operating lease agreement for its facility and office space that commenced in October 2014, the initial terms of which expired in December 2019, and which is currently leased on a month-to-month basis. The Company also has a finance lease for office equipment that expires in 2020. The Company records rent expense related to the month-to-month lease in the period the payment is made. The Company issued an irrevocable standby letter of credit in the amount of \$0.2 million in lieu of a cash security deposit. The letter of credit is fully secured by cash held at the bank in a restricted account.

**OUTSET MEDICAL, INC.**  
**Notes to Financial Statements**

The following table presents the Company's ROU assets and lease liabilities (in thousands):

<u>Lease Classification</u>	<u>Classification</u>	<u>December 31,</u>	
		<u>2018</u>	<u>2019</u>
<b>Assets:</b>			
Operating	Current assets	\$451	\$—
Financing	Property and equipment	19	6
Total ROU assets		<u>\$470</u>	<u>\$ 6</u>
<b>Liabilities:</b>			
Current:			
Operating	Accrued expenses and other current liabilities	\$505	\$—
Financing	Accrued expenses and other current liabilities	10	9
Noncurrent:			
Operating	Operating lease liability	—	—
Financing	Long-term debt	9	—
Total lease liabilities		<u>\$524</u>	<u>\$ 9</u>

As of December 31, 2019, the minimum lease payments of the Company's lease liabilities are as follows (in thousands):

	<b>Finance Leases</b>
<b>Year Ending December 31:</b>	
2020	\$ 9
Total lease payments	<u>\$ 9</u>
Less: imputed interest	—
Total lease liabilities	<u>\$ 9</u>

In September 2019, the Company entered into an operating lease agreement for its new facility and office space that will commence in April 2020 and expires in March 2027. This operating lease contains a free rent period and an escalation clause. The landlord provided the Company with a tenant improvement allowance of up to \$2.0 million. The Company issued an irrevocable standby letter of credit in the amount of \$0.6 million in lieu of a cash security deposit. The letter of credit is fully secured by cash held at the bank in a restricted account. The total future minimum lease payments associated with this operating lease agreement are approximately \$8.8 million. Operating lease cost for the years ended December 31, 2018 and 2019 were \$0.6 million each, respectively. Principal payments related to the Company's finance lease for the year ended December 31, 2018 and 2019 were \$8,000 and \$9,000, respectively.

As of December 31, 2019, the weighted-average remaining lease term was 0.5 years and the weighted-average discount rate was 10.6% for the Company's financing lease.

**OUTSET MEDICAL, INC.**  
**Notes to Financial Statements**

The following information represents supplemental disclosure for the statements of cash flows related to the Company's lease (in thousands):

	<b>Years Ended December 31,</b>	
	<b>2018</b>	<b>2019</b>
<b>Supplemental Cash Flows Information:</b>		
Cash paid for amounts included in the measurement of lease liabilities:		
Cash used in operating activities:		
Operating leases	\$464	\$505
Financing leases	\$ 1	\$ 1
Cash used in financing activities:		
Financing leases	\$ 9	\$ 9

## 7. Commitments and Contingencies

### *Litigation*

From time to time, the Company may be involved in lawsuits, claims, investigations and proceedings, consisting of intellectual property, commercial, employment and other matters which arise in the ordinary course of business. The Company is not currently aware of any matters that would be material to the financial statements as a whole.

### *Indemnifications*

In the ordinary course of business, the Company often includes standard indemnification provisions its arrangements with its partners, customer and suppliers. Pursuant to these provisions, the Company may be obligated to indemnify such parties for losses or claims suffered or incurred in connection with its service, breach of representations or covenants, intellectual property infringement or other claims made against such parties. These provisions may limit the time within which an indemnification claim can be made. It is not possible to determine the maximum potential amount under these indemnification obligations due to the limited history of prior indemnification claims and the unique facts and circumstances involved in each particular agreement. To date, the Company has not incurred any material costs as a result of such indemnifications and has not accrued any liabilities related to such obligations in these financial statements.

### *Purchase Commitments*

As of December 31, 2019, the Company has obligations under non-cancellable purchase commitments totaling \$15.5 million, all of which will require payment within the next 12 months.

## 8. Term Loans

Term loans consist of the following (in thousands):

	<b>December 31,</b>	
	<b>2018</b>	<b>2019</b>
Principal of Perceptive term loan	\$30,000	\$30,000
Unamortized discount	(1,654)	(939)
Term loan, current and noncurrent	28,346	29,061
Less: term loan, current	—	(7,500)
Term loan, noncurrent	<u>\$28,346</u>	<u>\$21,561</u>

**OUTSET MEDICAL, INC.**  
**Notes to Financial Statements**

***Perceptive Term Loans***

On June 30, 2017 the Company entered into a senior, secured, delayed-draw term loan facility (the “Perceptive Term Loan Agreement”) with Perceptive Credit Holdings, LP (the “Perceptive Lenders”), as the administrative agent and the collateral agent, for various related Perceptive group companies to borrow up to \$40.0 million (the “Perceptive Term Loans”). The Perceptive Term Loans bear interest at a rate of 8.55%, plus the greater of the three-month LIBOR and 2.00% (10.65% as of December 31, 2019) and may be drawn in two tranches. On the closing date, the first tranche, in the amount of \$30.0 million (“Perceptive Term Loan A”), was drawn. The net proceeds of the Perceptive Term Loan A was approximately \$29.5 million, net of an upfront fee of \$0.3 million and closing costs.

In connection with the Perceptive Term Loans, the Company issued warrants to the Perceptive Lenders for the purchase of up to an initial aggregate of 1,654,461 shares of the Company’s Series C redeemable convertible preferred stock, at an initial exercise price of \$2.5915 per share. Of the total warrants issued, 1,240,846 were allocated to Perceptive Term Loan A and 413,615 were allocated to the second tranche (“Perceptive Term Loan B”) as the warrants were considered to have been issued in connection with the entire loan commitment. The fair value of the warrant on issuance was \$3.0 million of which \$2.2 million was recorded as a debt discount on Perceptive Term Loan A, and the remaining \$0.8 million was recorded as a deferred loan commitment cost.

The Company incurred debt financing costs on issuance of \$0.7 million, of which \$0.5 million was recorded as a debt discount on the Perceptive Term Loan A and the remaining amount of \$0.2 million was recorded as a deferred loan commitment cost, which is being amortized over the remaining term of the term loan using the straight-line method. As of December 31, 2019, the deferred loan commitment cost was fully amortized.

A final payment fee, in the amount of \$0.3 million, or 1.1% of the principal amount of Perceptive Term Loan A, is being accreted to interest expense using the effective interest method with the offset recorded in other long-term liabilities. The fee represents incremental interest on Perceptive Term Loan A, which is due at maturity. On April 11, 2019, the Company and the Perceptive Lenders amended the Perceptive Term Loan Agreement in order to extend the Delayed Draw Date on Perceptive Term Loan B to March 31, 2020. The Term Loan B amount of \$10.0 million had not been drawn as of December 31, 2019. The Company can borrow the Perceptive Term Loan B funds if the following conditions are achieved: (i) the borrowing shall occur on or prior to March 31, 2020 and (ii) the first commercial sale of the Company’s next generation product has occurred. The total amount of the Perceptive Term Loan B is up to \$10.0 million, and is at the Company’s option.

Payments relative to the Perceptive Term Loans are initially interest only and are made at the end of each calendar quarter. Principal payments of \$3.8 million commence in the quarter ended September 30, 2020 and continue through March 31, 2021, with the remaining principal balance due on the maturity date of June 30, 2021; provided that if a Qualified IPO (as defined in the Perceptive Term Loan) occurs prior to June 30, 2020, the Company shall not be required to make any principal payments after the effective date of such Qualified IPO and the entire outstanding principal amount of the Perceptive Term Loans will be due on the maturity date of June 30, 2021.

Other than for events of default and if a mandatory prepayment is required (see below), there are no requirements for the Company to repay a Perceptive Term Loan prior to maturity, although early repayments are permitted. In the event of an early repayment, if a Qualified IPO has not occurred on or prior to December 31, 2018, the Company is required to pay a fee in the amount of 6% of the aggregate outstanding principal if the Perceptive Term Loans are prepaid prior to the end of the first anniversary of the closing date, or June 30, 2018.

**OUTSET MEDICAL, INC.**  
**Notes to Financial Statements**

The amount of the prepayment premium decreases by 1% during each subsequent twelve-month period thereafter, down to a minimum of 3%. As of December 31, 2019, the prepayment fee is 3% or \$0.9 million.

Mandatory prepayment of a Perceptive Term Loan is required upon the occurrence of a casualty event, which results in net cash proceeds in excess of \$0.3 million in the aggregate to the Company an amount equal to (i) 100% of the net cash proceeds received by the Company, (ii) the applicable prepayment premium on the principal amount of the Perceptive Term Loans being so prepaid, (iii) any accrued but unpaid interest on such principal amount of the Perceptive Term Loans being so prepaid less, subject to certain conditions, (iv) costs to acquire or repair fixed or capital assets useful in the business.

The Perceptive Term Loans are collateralized by a first priority security interest on substantially all of the Company's assets excluding property not assignable without consent by a third party.

***Key Covenants***

The Company's term loan agreement with Perceptive contains customary representations and warranties, covenants, events of default and termination provisions. The covenants place restrictions on the incurrence of additional indebtedness and liens, changes in the Company's business, the payment of cash dividends, the dispositions of assets and mergers and acquisitions. Other covenants require the Company to maintain minimum cash balances and achieve certain annual minimum revenue targets. Revenue targets for the Perceptive term loan agreement will commence in the year ended December 31, 2019. The Company was in compliance with all covenants and limitations included in the provisions of its term loan agreement as of December 31, 2019.

As of December 31, 2019, debt maturities for the next five years are as follows (in thousands):

2020	\$ 7,500
2021	22,500
	<u>\$30,000</u>

**9. Redeemable Convertible Preferred Stock and Stockholders' Deficit**

***Redeemable Convertible Preferred Stock***

In August and November 2018, the Company issued a total of 43,352,179 shares of its Series D redeemable convertible preferred stock for \$3.11 per share for net proceeds of \$134.6 million.

On September 17, 2019, the Company filed an amendment and restatement (the "Amendment") of the Company's Certificate of Incorporation ("COI"). The Amendment resulted in the cession of accrued dividends as of June 30, 2019, and the mandatory conversion of accrued dividends upon the close of the next equity financing with more than \$50 million in proceeds. The Amendment also changed the conversion prices for each share of preferred stock from \$7.9000, \$17.9125, \$20.4729 and \$24.5690 for the Series A Preferred Stock, Series B Preferred Stock, Series C Preferred Stock and Series D Preferred Stock, respectively, to \$10.5331, \$19.9025, \$20.4729 and \$18.6124 for the Series A Preferred Stock, Series B Preferred Stock, Series C Preferred Stock and Series D Preferred Stock, respectively.

The Company determined that the Amendment should be accounted for as an extinguishment of all Series of redeemable convertible preferred stock outstanding, which resulted in the Company recognizing a gain



**OUTSET MEDICAL, INC.**  
**Notes to Financial Statements**

on extinguishment of \$117.6 million on the Amendment date. The gain on the extinguishment of all outstanding Series of redeemable convertible preferred stock was calculated by taking the difference between the net carrying value of \$415.1 million of all the outstanding redeemable convertible preferred stock immediately prior to the Amendment and the fair value of \$297.5 million, net of issuance costs of \$0.2 million, of the new Series of redeemable convertible preferred stock that for accounting purposes was deemed to be issued in connection with the Amendment. The gain on extinguishment was recorded as a decrease to net loss attributable to common stockholders for the year ended December 31, 2019 and as a decrease to accumulated deficit in stockholders' deficit due to the absence of any additional paid-in capital. As of the Amendment date, the Company estimated the fair value of each Series of new redeemable convertible preferred stock issued in the Amendment based on the Company's total equity value using a market approach. The total equity value was then allocated using an option pricing model with the following assumptions: (i) an expected term of 2.0 years; (ii) an expected volatility of 57.1%; and (iii) a risk-free interest rate of 1.72%.

Redeemable convertible preferred stock consists of the following (in thousands, except share and per share amounts):

	<b>December 31, 2018</b>				
	<u>Shares Authorized</u>	<u>Original Issue Price</u>	<u>Shares Issued and Outstanding</u>	<u>Aggregate Liquidation Amount</u>	<u>Carrying Value</u>
Series A	44,541,111	\$ 1.0000	43,641,111	\$ 74,493	\$ 74,077
Series B	31,105,155	2.2674	28,929,196	87,580	87,276
Series C	32,946,219	2.5915	31,291,758	92,755	92,471
Series D	46,000,000	3.1100	43,352,179	138,719	138,460
	<u>154,592,485</u>		<u>147,214,244</u>	<u>\$ 393,547</u>	<u>\$ 392,284</u>

	<b>December 31, 2019</b>				
	<u>Shares Authorized</u>	<u>Original Issue Price</u>	<u>Shares Issued and Outstanding</u>	<u>Aggregate Liquidation Amount</u>	<u>Carrying Value</u>
Series A	44,541,111	\$ 1.0000	43,641,111	\$ 80,634	\$ 77,503
Series B	31,105,155	2.2674	28,929,196	94,800	91,118
Series C	32,946,219	2.5915	31,291,758	100,401	96,502
Series D	46,000,000	3.1100	43,352,179	150,153	144,323
	<u>154,592,485</u>		<u>147,214,244</u>	<u>\$ 425,988</u>	<u>\$ 409,446</u>

The Company has presented all of its Series A, Series B, Series C and Series D redeemable convertible preferred stock as temporary equity in its financial statements as the shares of stock contain redemption features that commence at any time on or after February 1, 2023 at the option of the holders. The Series A, Series B, Series C and Series D redeemable convertible preferred stock prior to the Amendment were initially recognized at their issuance date fair value, or transaction price. On the Amendment date, the Series A, Series B, Series C and Series D redeemable convertible preferred stock were recorded at their fair value. The Company adjusts the carrying amount of the Series A, Series B, Series C and Series D redeemable convertible preferred stock to equal its redemption value as of each reporting date. Due to the absence of retained earnings, adjustments to the redemption value are recorded as a reduction to additional paid-in-capital until depleted with the remaining adjustment being recorded to accumulated deficit. The Company does not adjust the carrying values of the Series A, Series B, Series C and Series D redeemable convertible preferred stock to its deemed liquidation values since a liquidation event as of December 31, 2018 and 2019 is not probable of occurring.

**OUTSET MEDICAL, INC.**  
**Notes to Financial Statements**

The significant rights, preferences and privileges of the redeemable convertible preferred stock is as follows:

*Dividend Rights*

Dividends for the holders of redeemable convertible preferred stock are cumulative and accrue at the rate of 8% per annum of the original issuance price, compounded quarterly until June 30, 2019. The accrued dividends will be automatically converted into shares of common stock if the Company raises net cash proceeds of at least \$50.0 million, or a lesser amount if waived in writing by the holders of at least 66.66% of outstanding shares of redeemable convertible preferred stock.

Subsequent to the Amendment, the holders of the redeemable convertible preferred stock are entitled to receive, on an as-converted basis with the holders of common stock, all other dividends and similar distributions. As of December 31, 2018 and 2019, total accrued dividends on the redeemable convertible preferred stock are \$68.4 million and \$84.3 million, respectively.

*Accrued Dividend Conversion Rights*

Subsequent to the Amendment, unless the dividends have already been paid or converted into shares of common stock, in the event of a next equity financing with cash proceeds of at least \$50.0 million (“Next Equity Financing”), or a lesser amount if waived in writing by the holders of at least 66.66% of outstanding shares of redeemable convertible preferred stock, the \$84.3 million of accrued dividends (“Accrued Dividend”) on the outstanding redeemable convertible preferred stock will automatically convert into shares of common stock. The number of shares issued on conversion will equal the quotient of (x) the amount of accrued dividends per share, divided by (y) quotient of (i) total proceeds in the Next Equity Financing divided by (ii) total number of shares of common stock issuable on the preferred stock issued in the Next Equity Financing. As of December 31, 2019, a Next Equity Financing has not occurred and the \$84.3 million of Accrued Dividend are included in the redemption value of the redeemable convertible preferred stock.

*Voting Rights*

The holders of the majority of the outstanding shares of Series A redeemable convertible preferred stock, exclusively and as a separate class, shall be entitled to elect a majority of the directors of the Company, and the holders of the majority of the outstanding shares of Series D redeemable convertible preferred stock, exclusively and as a separate class, shall be entitled to elect one director of the Company.

For all other matters, including the election of the remainder of the board of directors of the Company, the holders of redeemable convertible preferred stock have voting rights equivalent to the common stockholders and vote together with the common stockholders as a single class on an as-converted basis, unless legally required otherwise.

*Conversion Rights*

The shares of Series A, Series B, Series C and Series D redeemable convertible preferred stock are convertible at any time, at the holders’ option, into shares of common stock.

Prior to the Amendment, the conversion ratio is determined by dividing the Series A, Series B, Series C and Series D redeemable convertible preferred stock original issue price by the conversion price, which is set at \$7.9000, \$17.9125, \$20.4729 and \$24.5690 for the Series A, Series B, Series C and Series D redeemable convertible preferred stock, respectively.

**OUTSET MEDICAL, INC.**  
**Notes to Financial Statements**

Subsequent to the Amendment, the conversion price is set at \$10.5331, \$19.9025, \$20.4729 and \$18.6124 for the Series A, Series B, Series C and Series D redeemable convertible preferred stock, respectively. These adjusted conversion prices result in conversion ratios of approximately 0.0949, 0.1139, 0.1266 and 0.1671 for the Series A, Series B, Series C and Series D redeemable convertible preferred stock, respectively, meaning that each share of Series A redeemable convertible preferred stock is convertible into approximately 0.0949 shares of common stock, each share of Series B redeemable convertible preferred stock is convertible into approximately 0.1139 shares of common stock, each share of Series C redeemable convertible preferred stock is convertible into 0.1266 share of common stock and each share of Series D redeemable convertible preferred stock is convertible into approximately 0.1671 shares of common stock. Adjustments to the conversion price, if any, occur if additional shares of common stock have been issued at a price less than the respective redeemable convertible preferred stock conversion price using the weighted average method.

*Mandatory Conversion*

The shares of redeemable convertible preferred stock will automatically convert to shares of common stock at the then applicable conversion rate upon either (a) the closing of the sale of shares of common stock to the public on the New York Stock Exchange, the NASDAQ Global Market or other internationally recognized stock exchange, in a firm-commitment underwritten public offering pursuant to an effective registration statement under the Securities Act of 1933, as amended, resulting in at least \$40.0 million of proceeds before reduction for the underwriting discount, commissions and expenses to the Company and/or the selling stockholders at an offering price per share not less than \$17.30 as adjusted for any stock dividend, stock split, combination of shares, reorganization, recapitalization, or other similar event with respect to the common stock or (b) with respect to each series of redeemable convertible preferred stock, upon election of the holders representing a majority of the then outstanding shares of such series.

In connection with the automatic conversion, the holders of Series A, Series B, Series C and Series D redeemable convertible preferred stock will be converted to shares of common stock, at the applicable conversion rate.

*Liquidation Preference*

Prior to the Amendment, in the event of any voluntary or involuntary liquidation, dissolution or winding up of the Company, the holders of Series A, Series B, Series C and Series D redeemable convertible preferred stock are entitled to receive, on a pari passu basis, and before any payment shall be made to the holders of common stock a per share amount equal to the original issue price of \$1.00, \$2.2674, \$2.5915 and \$3.11, respectively, plus any accrued but unpaid dividend for the Series A, Series B, Series C and Series D redeemable convertible preferred stock subject to adjustment for recapitalizations, stock dividends or the like, together with all declared but unpaid dividend, if any.

Subsequent to the Amendment, in the event of any voluntary or involuntary liquidation, dissolution or winding up of the Company, the holders of Series A, Series B, Series C and Series D redeemable convertible preferred stock are entitled to receive, on a pari passu basis, and before any payment shall be made to the holders of common stock a per share amount equal to the greater of (a) original issue price or (b) the sum of the applicable accrued dividends per share, plus the amount per share as would have been payable had all shares of such series of preferred stock been converted into shares of common stock. As of December 31, 2019, the liquidation preference was determined under criterion (b) and was the sum of the applicable accrued dividends per share, plus the amount per share as would have been payable had all shares of such series of preferred stock been converted into shares of common stock.

**OUTSET MEDICAL, INC.**  
**Notes to Financial Statements**

If the assets of the Company are insufficient to pay the holders of redeemable convertible preferred stock the full amount, the holders of Series A, Series B, Series C and Series D redeemable convertible preferred stock will share ratably in any distribution of the assets available for distribution in proportion to the respective amounts of their liquidation preferences.

If preferential amounts are paid in full, the remaining assets of the Company are distributed among the holders of redeemable convertible preferred stock and common stock pro rata based on the number of shares held by each shareholder.

*Redemption Rights*

***Series A, Series B and Series C redeemable convertible preferred stock***

At any time and from time to time on or after February 1, 2023, upon written notice from the holders of at least a majority of the then outstanding shares of Series A redeemable convertible preferred stock (a "Redemption Request"), all of the shares of Series A, Series B and Series C redeemable convertible preferred stock shall be redeemed by the Company.

Prior to the Amendment, the redemption value was for cash at a price equal to the original issue price, less the per share amount repaid, plus any dividends accrued, but unpaid, whether or not declared, together with any other dividends declared but unpaid in three equal annual installments starting with the first payment no later than thirty days following the receipt by the Company a Redemption Request.

Subsequent to the Amendment, the redemption value is for cash at a price equal to the original issue price, less the per share amount repaid, plus unpaid Accrued Dividends of \$74.8 million, but unpaid, whether or not declared, together with any other dividends declared but unpaid in three equal annual installments starting with the first payment no later than thirty days following the receipt by the Company a Redemption Request.

***Series D redeemable convertible preferred stock***

At any time and from time to time on or after February 1, 2023, upon written notice from the holders of at least a majority of the then outstanding shares of Series A redeemable convertible preferred stock and at least a majority of the then outstanding shares of Series D redeemable convertible preferred stock, voting as separate classes (a "Series D Redemption Request") all of the shares of Series D redeemable convertible preferred stock shall be redeemed by the Company.

Prior to the Amendment, the redemption value was for cash at a price equal to the original issue price, less the per share amount repaid, plus any dividends accrued, but unpaid, whether or not declared, together with any other dividends declared but unpaid in three equal annual installments starting with the first payment no later than thirty days following the receipt by the Company a Series D Redemption Request.

Subsequent to the Amendment, the redemption value was for cash at a price equal to the original issue price, less the per share amount repaid, plus Accrued Dividend of \$9.5 million, but unpaid, whether or not declared, together with any other dividends declared but unpaid in three equal annual installments starting with the first payment no later than thirty days following the receipt by the Company a Series D Redemption Request.

**OUTSET MEDICAL, INC.**  
**Notes to Financial Statements**

**Common Stock**

The Company has reserved shares of common stock, on an as-if converted basis, for issuance as follows:

	December 31,	
	2018	2019
Redeemable convertible preferred stock	18,634,636	18,643,769
Warrants to purchase redeemable convertible preferred stock	598,785	504,791
Warrants to purchase common stock	8,860	—
Options issued and outstanding	3,310,990	3,757,457
Options available for grant under stock option plan	639,442	195,439
	<u>23,192,713</u>	<u>23,101,456</u>

**10. Redeemable Convertible Preferred Stock Warrants and Common Stock Warrants**

**Redeemable Convertible Preferred Stock Warrants**

The key terms of the outstanding warrants to purchase redeemable convertible preferred stock are summarized in the following table:

Class of Stock	Exercise Price	Grant Date	Expiration Date	December 31,	
				2018	2019
Series A redeemable convertible preferred stock	\$ 1.0000	July 2012	July 2019	400,000	—
Series A redeemable convertible preferred stock	1.0000	September 2013	September 2023 <sup>1)</sup>	300,000	300,000
Series A redeemable convertible preferred stock	1.0000	September 2014	September 2024 <sup>1)</sup>	200,000	200,000
Series B redeemable convertible preferred stock	2.2674	September 2015	September 2025	2,109,804	2,109,804
Series B redeemable convertible preferred stock	2.2674	June 2016	June 2026	66,155	66,155
Series C redeemable convertible preferred stock	2.5915	June 2017	June 2027	1,654,461	1,654,461
				<u>4,730,420</u>	<u>4,330,420</u>

- 1) The redeemable convertible preferred stock warrants expire at the later of the expiration date, or five years after an initial public offering by the Company.

In July 2019, the warrant to purchase 400,000 shares of Series A redeemable convertible preferred stock expired unexercised.

**OUTSET MEDICAL, INC.**  
**Notes to Financial Statements**

The following table sets forth the estimated fair value for each issuance of the Company's warrants to purchase redeemable convertible preferred stock as of December 31, 2018 and 2019 (in thousands):

Class of Warrants	December 31,	
	2018	2019
2013 warrant to purchase Series A redeemable convertible preferred stock	\$ 397	\$ 157
2014 warrant to purchase Series A redeemable convertible preferred stock	275	121
2015 warrant to purchase Series B redeemable convertible preferred stock	3,879	1,879
2016 warrant to purchase Series B redeemable convertible preferred stock	129	64
2017 warrant to purchase Series C redeemable convertible preferred stock	3,405	2,064
	<u>\$8,085</u>	<u>\$4,285</u>

The warrants to purchase redeemable convertible preferred stock were valued using the Black-Scholes option-pricing model at the issuance date and remeasured using the following assumptions:

	Years Ended December 31,	
	2018	2019
Market value of shares of redeemable convertible preferred stock	\$2.05 - \$3.25	\$1.36 - \$2.40
Expected term (in years)	4.74 - 8.50	3.74 - 7.50
Expected volatility	48.8% - 50.1%	48.1% - 50.0%
Risk-free interest rate	2.51% - 2.59%	1.76% - 1.83%
Dividend yield	0%	0%

#### **Common Stock Warrants**

In 2009, the Company issued a warrant to purchase 8,860 shares of common stock with a fair value of \$30,000 in connection with a product development agreement. The warrant has been included in stockholders' deficit as additional paid-in capital. The exercise price is \$8.61 per share. The warrant was fully vested and exercised during the first quarter of 2019.

#### **11. Equity Incentive Plan**

During 2019, the Company's board of directors voted to terminate the 2010 Plan and no additional stock options may be granted under the 2010 Plan. However, all outstanding stock options granted pursuant to the 2010 Plan will continue to be subject to terms and conditions of the 2010 Plan.

The Company's board of directors approved and established the 2019 Equity Incentive Plan (the "2019 Plan") for the purpose of providing incentive and non-statutory stock options to employees, directors and certain non-employees. The 2019 Plan authorizes grants to purchase shares of authorized but unissued common stock. Stock options can be granted with an exercise price less than, equal to or greater than the stock's fair market value at the date of grant. All awards have 10-year terms. The Company currently uses authorized and unissued shares to satisfy share award exercises. The 2019 Plan permits incentive stock options, or ISOs and non-qualified stock options, or NSOs to be granted at prices no less than 100% of the estimated fair market value per share on the grant date. If the stock options are granted to a 10% stockholder, then the exercise price per share may not be less than 110% of the fair market value per share of the Company's common stock on the grant date. The board of directors sets the fair value and exercise price for the underlying shares at the grant date. Total shares authorized under the 2010 Plan as of December 31, 2019 are 4,710,376.

The 2019 Plan allows, and the Company has granted awards which vest either: over time, upon certain corporate-based performance, or upon certain corporate-based performance concurrent with a market condition.

**OUTSET MEDICAL, INC.**  
**Notes to Financial Statements**

**Stock Option Activity**

Stock option activity under the 2010 Plan was as follows:

	Options Available for Grant	Number of Options Outstanding	Weighted Average Exercise Price	Weighted Average Remaining Contractual Term (in years)	Aggregate Intrinsic Value (in thousands)
Balance as of December 31, 2018	639,442	3,310,990	\$ 3.36	8.16	\$ 2,490
Additional shares authorized	126,582	—			
Granted	(937,484)	937,484	\$ 5.62		
Exercised	—	(124,118)	\$ 2.92		
Cancelled and forfeited	366,899	(366,899)	\$ 3.24		
Balance as of December 31, 2019	<u>195,439</u>	<u>3,757,457</u>	\$ 3.95	7.81	\$ 8,618
Vested and expected to vest as of December 31, 2019		<u>3,603,449</u>	\$ 3.95	7.76	\$ 8,396
Exercisable as of December 31, 2019		<u>1,361,219</u>	\$ 1.34	6.16	\$ 4,697

The total intrinsic value of options exercised during the years ended December 31, 2018 and 2019 was \$0.1 million and \$0.2 million, respectively. The intrinsic value is the difference between the estimated fair value of the Company's common stock at the time of exercise, as determined by the board of directors, and the exercise price of the stock option.

**Determining Fair Value**

*Stock Options Granted to Employees with Service-Based Vesting*

The weighted average grant date fair value of options granted to employees was \$1.90 and \$2.77 per share during the years ended December 31, 2018 and 2019, respectively. The total fair value of options that vested during the years ended December 31, 2018 and 2019 was \$0.7 million and \$0.7 million, respectively.

The fair value of an employee stock option is estimated on the date of grant using the Black-Scholes option-pricing model and the assumptions discussed below. Each of these inputs is subjective and generally requires significant judgment.

*Fair Value of Common Stock*—The grant date fair market value of the shares of common stock underlying stock options has historically been determined by the Company's board of directors. Because there has been no public market for the Company's common stock, the board of directors exercises reasonable judgment and considers a number of objective and subjective factors to determine the best estimate of the fair market value, which include contemporaneous valuations performed by an independent third-party, important developments in the Company's operations, sales of redeemable convertible preferred stock, the rights, preferences and privileges of the Company's redeemable convertible preferred stock relative to those of its common stock, lack of marketability of its common stock, actual operating results, financial performance, the progress of clinical development, the likelihood of achieving a liquidity event for the Company's stockholders, the trends, development and conditions in the life sciences and biotechnology sectors, the economy in general, the stock price performance and volatility of comparable public companies.

**OUTSET MEDICAL, INC.**  
**Notes to Financial Statements**

*Expected Term*—The Company’s expected term represents the period that the Company’s stock-based awards are expected to be outstanding and is determined using the simplified method (based on the mid-point between the vesting date and the end of the contractual term).

*Expected Volatility*—Because the Company is privately held and does not have any trading history for its common stock, the expected volatility was estimated based on the average volatility for comparable publicly traded life science companies over a period equal to the expected term of the stock option grants. The comparable companies were chosen based on the similar size, stage in the life cycle, or area of specialty. The Company will continue to apply this process until a sufficient amount of historical information regarding the volatility of its own stock price becomes available.

*Risk-Free Interest Rate*—The risk-free interest rate is based on the U.S. Treasury zero coupon issues in effect at the time of grant for periods corresponding with the expected term of the option.

*Dividend Yield*—The Company has never paid dividends on its common stock and has no plans to pay dividends on its common stock. Therefore, the Company used an expected dividend yield of zero.

The following ranges of assumptions were used to value options with service-based and and/or performance vesting granted to employees:

	Years Ended December 31,	
	2018	2019
Expected term (in years)	4.78 - 4.98	4.97 - 5.05
Expected volatility	48.4% - 48.8%	49.3% - 50.9%
Risk-free interest rate	2.65% - 3.02%	1.57% - 2.48%
Dividend yield	0%	0%

### *Stock-based Compensation*

The following table sets forth stock-based compensation included in the Company’s statements of operations (in thousands):

	Years Ended December 31,	
	2018	2019
Cost of revenue	\$ 14	\$ 5
Research and development	234	227
Sales and marketing	176	189
General and administrative	364	462
Total stock-based compensation	<u>\$ 788</u>	<u>\$ 883</u>

As of December 31, 2019, there was \$0.8 million of unrecognized compensation cost related to stock-based compensation arrangements granted under the 2010 Plan. That cost is expected to be recognized over a weighted average period of 0.67 years.

### *Stock Options with Performance and Market Conditions*

During the years ended December 31, 2018 and December 31, 2019, the Company issued 321,268 and 632,064 shares of stock options with performance and market-based conditions to employees and executive



**OUTSET MEDICAL, INC.**  
**Notes to Financial Statements**

officers, respectively. The awards will vest over the requisite service period if the Company achieves both (i) a liquidity event, which includes the effectiveness of an IPO and (ii) certain market conditions, provided the optionee is providing services on the date of the event. As the achievement of the performance condition was not considered probable as of December 31, 2019, no associated expense was recognized during the years ended December 31, 2018 and 2019. Unamortized deferred stock-based compensation relating to the performance and market-based conditions amounted to \$18.7 million as of December 31, 2019. As of December 31, 2019, all compensation related to these stock options remained unrecognized because as of those dates the Company did not believe either of the liquidity events were probable of occurring.

## 12. Income Taxes

The Company had state income tax expense of \$20,000 and \$25,000 for the years ended December 31, 2018 and 2019, respectively. The Company has incurred net operating losses for all periods presented. The Company has not reflected any benefit of such net operating loss carryforwards in the accompanying financial statements. The Company has established a full valuation allowance against its deferred tax assets due to the uncertainty surrounding the realization of such assets.

The effective tax rate of the provision for income taxes differs from the federal statutory rate as follows:

	<u>Years Ended December 31,</u>	
	<u>2018</u>	<u>2019</u>
Federal statutory income tax rate	21.0%	21.0%
State taxes	4.9	7.8
Change in valuation allowance	(27.2)	(28.5)
Federal and state tax credits	2.0	0.9
Other	(0.7)	(1.2)
	<u>— %</u>	<u>— %</u>

### *Deferred Tax Assets and Liabilities*

The components of the deferred tax assets and liabilities are as follows (in thousands):

	<u>December 31,</u>	
	<u>2018</u>	<u>2019</u>
<b>Deferred tax assets:</b>		
Net operating loss carryforwards	\$ 43,405	\$ 56,127
Tax credits	6,993	8,777
Accrual and reserves	1,126	1,675
Tangible and intangible assets	7,117	15,888
Stock-based compensation	551	733
Gross deferred tax assets	59,192	82,865
Valuation allowance	(59,192)	(82,865)
Net deferred tax assets	<u>\$ —</u>	<u>\$ —</u>
<b>Deferred tax liabilities:</b>		
Other intangibles	\$ —	\$ —
Net deferred tax	<u>\$ —</u>	<u>\$ —</u>

**OUTSET MEDICAL, INC.**  
**Notes to Financial Statements**

Realization of the deferred tax assets is dependent upon future taxable income, if any, the amount and timing of which are uncertain. The Company has established a valuation allowance to offset deferred tax assets as of December 31, 2018 and 2019 due to the uncertainty of realizing future tax benefits from its net operating loss carryforwards and other deferred tax assets. The valuation allowance increased by approximately \$13.6 million and by approximately \$23.7 million during the years ended December 31, 2018 and 2019, respectively.

***Net Operating Loss and Tax Credit Carryforwards***

As of December 31, 2019, the Company had a net operating loss carryforward for federal income tax purposes of approximately \$210.8 million. Federal net operating losses of \$83.0 million incurred after 2017 do not expire. The remaining \$127.8 million of federal net operating loss carryforward will begin to expire in 2024 and continue to expire through 2037. The Company had a total state net operating loss carryforward of approximately \$141.6 million. State net operating losses of \$8.2 million do not expire. The remaining state net operating loss carryforward of \$133.5 million will begin to expire in 2020 and continue to expire through 2040.

Federal and state laws impose substantial restrictions on the utilization of net operating loss and tax credit carryforwards in the events of an ownership change for tax purposes, as defined in Section 382 of the Internal Revenue Code. As a result of such ownership changes, the Company's ability to realize the potential future benefit of tax losses and tax credits that existed at the time of the ownership change may be significantly reduced. The Company's deferred tax asset and related valuation allowance would be reduced, as a result. The Company has not performed a Section 382 study to determine the amount of reduction, if any. Unrecognized tax benefits at December 31, 2019 have been recorded as an offset to federal and state research and development credit carryforwards.

***Unrecognized Tax Benefits***

A reconciliation of the total unrecognized tax benefits for the year ended December 31, 2019 is as follows (in thousands):

Balance, beginning of year	\$ 8,385
Decrease related to current year positions	(7,601)
Increase related to current year positions	236
Balance, end of year	<u>\$ 1,020</u>

The Company does not have any material accrued interest or penalties associated with unrecognized tax benefits. The Company does not believe it is reasonably possible that its unrecognized tax benefits will significantly change within the next twelve months.

The Company files income tax returns in the United States and various states. The Company is not currently under examination by income tax authorities in federal, state or other jurisdictions. All tax returns remain open for examination by federal and state authorities for three and four years, respectively, from the date of utilization of any net operating loss or credits.

**13. Related-Party Transactions**

The Company incurred approximately \$0.4 million and \$0.3 million of operating expenses with related parties during the years ended December 31, 2018 and 2019, respectively. As of December 31, 2018, and 2019,

**OUTSET MEDICAL, INC.**  
**Notes to Financial Statements**

the Company had \$1,000 and \$0, respectively, of amounts payable to related parties. The expenses were primarily related to consulting fees and expense reimbursements paid to certain directors of the Company.

**14. Net Loss and Unaudited Pro Forma Net Loss per Share Attributable to Common Stockholders**

The following outstanding potentially dilutive shares have been excluded from the calculation of diluted net loss per share due to their anti-dilutive effect:

	Years Ended December 31,	
	2018	2019
Redeemable convertible preferred stock on an as-if converted basis	18,634,636	18,643,769
Options to purchase common stock	3,310,990	3,757,457
Warrants to purchase redeemable convertible preferred stock	598,785	504,791
Warrants to purchase common stock	8,860	—
<b>Total</b>	<b>22,553,271</b>	<b>22,906,017</b>

The following table sets forth the computation of unaudited pro forma basic and diluted net loss per share attributable to common stockholders for the year ended December 31, 2019 (in thousands, except share and per share amounts):

	Year Ended December 31, 2019 (unaudited)
<b>Numerator:</b>	
Net loss attributable to common stockholders	\$ (85,462)
Gain on extinguishment of redeemable convertible preferred stock	(117,597)
Adjustment to redemption value on redeemable convertible preferred stock	134,760
Change in fair value of redeemable convertible preferred stock warrant liability	(3,800)
Net loss used in computing pro forma net loss per share attributable to common stockholders, basic and diluted	<u>\$ (72,099)</u>
<b>Denominator:</b>	
Weighted-average common shares used in net loss per share attributable to common stockholders, basic and diluted	858,254
Pro forma adjustment to reflect assumed conversion to occur upon the completion of this offering:	
Conversion of redeemable convertible preferred stock to common stock	18,586,235
Exercise of redeemable convertible preferred stock warrants	274,590
Pro forma weighted-average shares of common stock, basic and diluted	<u>19,719,079</u>
Pro forma net loss per share attributable to common stockholders, basic and diluted	<u>\$ (3.66)</u>

**15. Subsequent Events**

**A. Redeemable Convertible Preferred Stock Financing**

During the first quarter of 2020, the Company completed a financing of its Series E redeemable convertible preferred stock, in which the Company issued 57,781,875 shares of Series E redeemable convertible preferred stock at a price per share of \$2.20 for aggregate proceeds of \$127.1 million. Immediately following the

**OUTSET MEDICAL, INC.**  
**Notes to Financial Statements**

closing of the Series E financing, the Company issued 4,849,933 shares of its common stock in settlement of the Accrued Dividend Conversion Right (see Note 9 for further details) of \$84.3 million.

***B. Manufacturing Facility Lease***

In May 2020, the Company entered into an operating lease agreement for its new facility space in Tijuana, Mexico that will commence in May 2020 and will expire in August 2026. The Company will take initial possession of the building with 48,437 square feet in May 2020 and the second space with 38,750 square feet in June 2021. This operating lease contains a free rent period and an escalation clause. The Company issued an irrevocable standby letter of credit in the amount of \$1.7 million, in lieu of a cash security deposit. In addition, the Company agreed to spend approximately \$3.5 million by March 2021 to renovate the first space, and another \$3.5 million by December 2023 to renovate the second space. The letter of credit is fully secured by cash held at the bank in a restricted account. The total future minimum lease payments associated with this operating lease agreement are approximately \$3.2 million plus operating expenses.

***C. Reverse Stock Split***

In September 2020, the Company's board of directors approved an amended and restated certificate of incorporation to effect a reverse split of shares of the Company's common stock on a 7.9-for-one basis (the "Reverse Stock Split") effective as of September 8, 2020. The number of authorized shares and the par values of the common stock and redeemable convertible preferred stock were not adjusted as a result of the Reverse Stock Split. In connection with the Reverse Stock Split, the conversion ratio for the Company's outstanding redeemable convertible preferred stock was proportionately adjusted such that the common stock issuable upon conversion of such preferred stock was decreased in proportion to the Reverse Stock Split. All references to common stock and options to purchase common stock share data, per share data and related information contained in the financial statements have been retrospectively adjusted to reflect the effect of the Reverse Stock Split for all periods presented.

**OUTSET MEDICAL, INC.**  
**Condensed Balance Sheets**  
*(in thousands, except share and per share amounts)*

	December 31, 2019	June 30, 2020 (unaudited)	Pro Forma June 30, 2020 (unaudited)
<b>ASSETS</b>			
Current assets:			
Cash and cash equivalents	\$ 36,926	\$ 141,871	
Short-term investments	33,152	2,519	
Accounts receivable, net of allowance for doubtful accounts of \$59 and \$145 as of December 31, 2019 and June 30, 2020 (unaudited), respectively	3,914	7,218	
Inventories	4,596	6,537	
Prepaid expenses and other current assets	1,058	1,721	
Total current assets	79,646	159,866	
Property and equipment, net	7,895	11,260	
Operating lease right-of-use assets	—	8,741	
Other assets	825	5,572	
Total assets	<u>\$ 88,366</u>	<u>\$ 185,439</u>	
<b>LIABILITIES, REDEEMABLE CONVERTIBLE PREFERRED STOCK AND STOCKHOLDERS' (DEFICIT) EQUITY</b>			
Current liabilities:			
Accounts payable	\$ 4,960	\$ 3,465	
Accrued payroll and related benefits	6,956	8,011	
Accrued expenses and other current liabilities	2,909	6,829	
Accrued warranty liability	1,702	2,303	
Accrued interest, current	—	260	
Deferred revenue, current	883	3,012	
Operating lease liabilities, current	—	303	
Term loan, current	7,500	29,418	
Total current liabilities	24,910	53,601	
Term loan, noncurrent	21,561	—	
Accrued interest, noncurrent	217	—	
Redeemable convertible preferred stock warrant liability	4,285	4,815	—
Deferred revenue, noncurrent	134	210	
Operating lease liabilities, noncurrent	—	8,616	
Total liabilities	51,107	67,242	
Commitments and contingencies (Note 7)			
Redeemable convertible preferred stock, par value \$0.001; 154,592,485 and 209,953,752 shares authorized as of December 31, 2019 and June 30, 2020 (unaudited); 147,214,244 and 204,996,119 shares issued and outstanding as of December 31, 2019 and June 30, 2020 (unaudited); aggregate liquidation preference of \$452,273 as of June 30, 2020 (unaudited); no shares issued and outstanding as of June 30, 2020, pro forma (unaudited)	409,446	452,273	—
Stockholders' (deficit) equity:			
Common stock, par value \$0.001; 240,000,000 and 360,000,000 shares authorized as of December 31, 2019 and June 30, 2020 (unaudited); 922,078 and 5,802,043 shares issued and outstanding as of December 31, 2019 and June 30, 2020 (unaudited); 32,034,517 shares issued and outstanding as of June 30, 2020, pro forma (unaudited)	1	6	32
Additional paid-in capital	357	85,640	553,011
Accumulated other comprehensive income	22	—	—
Accumulated deficit	(372,567)	(419,722)	(430,031)
Total stockholders' (deficit) equity	(372,187)	(334,076)	<u>\$ 123,012</u>
Total liabilities, redeemable convertible preferred stock and stockholders' (deficit) equity	<u>\$ 88,366</u>	<u>\$ 185,439</u>	

*The accompanying notes are an integral part of these unaudited condensed financial statements.*

**OUTSET MEDICAL, INC.**  
**Condensed Statements of Operations**  
**(Unaudited)**  
*(in thousands, except share and per share amounts)*

	Six Months Ended June 30,	
	2019	2020
Revenue:		
Product revenue	\$ 5,092	\$ 15,623
Service and other revenue	271	3,309
Total revenue	5,363	18,932
Cost of revenue:		
Cost of product revenue	12,600	24,853
Cost of service and other revenue	2,491	2,407
Total cost of revenue	15,091	27,260
Gross profit	(9,728)	(8,328)
Operating expenses:		
Research and development	10,990	11,891
Sales and marketing	8,367	16,526
General and administrative	4,202	8,374
Total operating expenses	23,559	36,791
Loss from operations	(33,287)	(45,119)
Interest income and other income, net	1,542	527
Interest expense	(2,190)	(2,033)
Change in fair value of redeemable convertible preferred stock warrant liability	484	(530)
Loss before income taxes	(33,451)	(47,155)
Provision for income taxes	—	—
Net loss	\$ (33,451)	\$ (47,155)
Net loss attributable to common stockholders, basic and diluted	\$ (49,349)	\$ (4,987)
Net loss per share attributable to common stockholders, basic and diluted	\$ (60.43)	\$ (0.98)
Weighted-average shares used in computing net loss per share attributable to common stockholders, basic and diluted	816,673	5,085,666
Pro forma net loss per share attributable to common stockholders, basic and diluted		\$ (1.55)
Weighted-average shares used in computing pro forma net loss per share attributable to common stockholders, basic and diluted		30,082,358

*The accompanying notes are an integral part of these unaudited condensed financial statements.*

**OUTSET MEDICAL, INC.**  
**Condensed Statements of Comprehensive Loss**  
**(Unaudited)**  
*(in thousands)*

	Six Months Ended	
	June 30,	
	2019	2020
Net loss	\$(33,451)	\$(47,155)
Other comprehensive (loss) income:		
Unrealized (loss) gain on available-for-sale securities	110	(22)
Comprehensive loss	<u>\$(33,341)</u>	<u>\$(47,177)</u>

*The accompanying notes are an integral part of these unaudited condensed financial statements.*

**OUTSET MEDICAL, INC.**  
**Condensed Statement of Redeemable Convertible Preferred Stock and Stockholders' Deficit**  
**(Unaudited)**  
*(in thousands, except share amounts)*

	Redeemable Convertible Preferred Stock		Common Stock		Additional Paid-In Capital	Accumulated Other Comprehensive Income (Loss)	Accumulated Deficit	Total Stockholders' Deficit
	Shares	Cost	Shares	Cost				
<b>Balance as of December 31, 2018</b>	147,214,244	\$392,284	789,100	\$ 1	\$ —	\$ (60)	\$ (287,891)	\$ (287,950)
Stock option exercises	—	—	79,078	—	238	—	—	238
Common stock warrant exercises	—	—	8,860	—	76	—	—	76
Stock-based compensation	—	—	—	—	400	—	—	400
Unrealized gain on available-for-sale securities	—	—	—	—	—	110	—	110
Adjustment to redemption value on redeemable convertible preferred stock	—	15,898	—	—	(714)	—	(15,184)	(15,898)
Net loss	—	—	—	—	—	—	(33,451)	(33,451)
<b>Balance as of June 30, 2019</b>	<u>147,214,244</u>	<u>\$408,182</u>	<u>877,038</u>	<u>\$ 1</u>	<u>\$ —</u>	<u>\$ 50</u>	<u>\$ (336,526)</u>	<u>\$ (336,475)</u>

*The accompanying notes are an integral part of these unaudited condensed financial statements.*



**OUTSET MEDICAL, INC.**  
**Condensed Statement of Redeemable Convertible Preferred Stock and Stockholders' Deficit**  
**(Unaudited)**  
*(in thousands, except share amounts)*

	Redeemable Convertible Preferred Stock		Common Stock		Additional Paid-In Capital	Accumulated Other Comprehensive Income	Accumulated Deficit	Total Stockholders' Deficit
	Shares	Cost	Shares	Cost				
<b>Balance as of December 31, 2019</b>	147,214,244	\$409,446	922,078	\$ 1	\$ 357	\$ 22	\$ (372,567)	\$ (372,187)
Issuance of Series E redeemable convertible preferred stock, net of issuance costs of \$362	57,781,875	126,758	—	—	—	—	—	—
Issuance of common stock on settlement of accrued dividend	—	(41,763)	4,849,933	5	41,758	—	—	41,763
Deemed dividend on settlement of accrued dividend	—	(42,530)	—	—	42,530	—	—	42,530
Stock options exercises	—	—	30,032	—	94	—	—	94
Stock-based compensation	—	—	—	—	1,263	—	—	1,263
Unrealized loss on available-for-sale securities	—	—	—	—	—	(22)	—	(22)
Adjustment to redemption value on redeemable convertible preferred stock	—	362	—	—	(362)	—	—	(362)
Net loss	—	—	—	—	—	—	(47,155)	(47,155)
<b>Balance as of June 30, 2020</b>	<u>204,996,119</u>	<u>\$452,273</u>	<u>5,802,043</u>	<u>\$ 6</u>	<u>\$ 85,640</u>	<u>\$ —</u>	<u>\$ (419,722)</u>	<u>\$ (334,076)</u>

*The accompanying notes are an integral part of these unaudited condensed financial statements.*

**OUTSET MEDICAL, INC.**  
**Condensed Statements of Cash Flows**  
**(Unaudited)**  
*(in thousands)*

	<b>Six Months Ended</b>	
	<b>June 30,</b>	
	<b>2019</b>	<b>2020</b>
<b>Cash flows from operating activities:</b>		
Net loss	\$ (33,451)	\$ (47,155)
Adjustments to reconcile net loss to net cash used in operating activities:		
Depreciation and amortization	756	688
Amortization of right-of-use assets	226	108
Amortization of deferred financing costs and fees	489	400
Amortization (accretion) of premium (discount) on investments	(772)	62
Provision for accounts receivable	255	98
Provision for inventories	183	249
Loss on disposal of property and equipment	267	—
Stock-based compensation	400	1,263
Change in fair value of redeemable convertible preferred stock warrant liability	(484)	530
Changes in operating assets and liabilities:		
Accounts receivable, net	(3,611)	(3,402)
Inventories	(3,272)	(2,025)
Prepaid expenses and other current assets	(201)	(572)
Other assets	1	(18)
Accounts payable	(830)	(726)
Accrued payroll and related benefits	44	1,055
Accrued expenses and other current liabilities	658	2,510
Operating lease liabilities	(251)	70
Accrued warranty liability	849	601
Deferred revenue	256	2,205
Net cash used in operating activities	<u>(38,488)</u>	<u>(44,059)</u>
<b>Cash flows from investing activities:</b>		
Purchases of property and equipment	(2,312)	(4,987)
Purchases of short-term investments	(64,557)	—
Sales and maturities of short-term investments	83,661	30,458
Net cash provided by investing activities	<u>16,792</u>	<u>25,471</u>
<b>Cash flows from financing activities:</b>		
Proceeds from issuance of redeemable convertible preferred stock, net of issuance costs	—	126,758
Proceeds from exercise of stock options	238	94
Proceeds from exercise of common stock warrant	76	—
Repayment of financing lease	(5)	(5)
Payment of deferred offering costs	—	(50)
Net cash provided by financing activities	<u>309</u>	<u>126,797</u>
Net increase (decrease) in cash, cash equivalents and restricted cash	(21,387)	108,209
Cash, cash equivalents and restricted cash at beginning of period	33,415	37,669
Cash, cash equivalents and restricted cash at end of period	<u>\$ 12,028</u>	<u>\$ 145,878</u>
<b>Supplemental cash flow disclosures:</b>		
Cash paid for income taxes	\$ 35	\$ —
Cash paid for interest	<u>\$ 1,701</u>	<u>\$ 1,600</u>
Cash paid for amounts included in the measurement of operating lease liabilities	<u>\$ 251</u>	<u>\$ 13</u>
<b>Supplemental cash flow disclosures from investing and financing activities:</b>		
Capital expenditures included in accounts payable and accrued expenses	\$ 256	\$ 98
Right-of-use assets obtained in exchange for lease liabilities	\$ —	\$ 8,849
Deferred offering costs included in accrued expenses	\$ —	\$ 1,200
Debt issuance costs included in accrued expenses	\$ —	\$ 215
Transfer of property and equipment to inventories	\$ —	\$ 165
Issuance of common stock on settlement of accrued dividend	\$ —	\$ 41,763
Deemed dividend on settlement of accrued dividend	\$ —	\$ 42,530
Adjustment to redemption value on redeemable convertible preferred stock	<u>\$ 15,898</u>	<u>\$ 362</u>

*The accompanying notes are an integral part of these unaudited condensed financial statements.*

**OUTSET MEDICAL, INC.**  
**Notes to Condensed Financial Statements**

**1. Organization and Description of Business**

Outset Medical, Inc. (the “Company”) was originally incorporated on May 5, 2003 in the state of Delaware under the name Home Dialysis Plus, Ltd. The name of the Company was changed to Outset Medical, Inc. on January 5, 2015. Outset Medical, Inc. is a medical technology company pioneering a first-of-its-kind technology to reduce the cost and complexity of dialysis. The Tablo Hemodialysis System enables dialysis care in acute and chronic settings. The Company’s headquarters are located in San Jose, CA.

***Liquidity***

Since inception, the Company has incurred net losses and negative cash flows from operations. During the six months ended June 30, 2019 and 2020, the Company incurred a net loss of \$33.5 million and \$47.2 million, respectively. As of June 30, 2020, the Company had an accumulated deficit of \$419.7 million.

As of June 30, 2020, the Company had cash and cash equivalents and short-term investments of \$144.4 million, which are available to fund future operations, and restricted cash of \$4.0 million, for a total cash and cash equivalents, restricted cash and short-term investments balance of \$148.4 million. The Company has financed its operations primarily with the proceeds from the issuance of its redeemable convertible preferred stock, common stock and debt financing, and to a lesser extent, revenues from its products, as well as service and other sales. Management expects to continue to incur significant expenses for the foreseeable future and to incur operating losses in the near term while the Company makes investments to support its anticipated growth.

The Company intends to raise such capital through additional equity financing, debt financings or other sources. If financing is not available at adequate levels, the Company may need to reevaluate its operating plans. Management believes that the Company’s existing cash and cash equivalents, short-term investments, and cash generated from revenues from its products, as well as services and other sales, will be sufficient to meet its anticipated needs for at least the next 12 months from the date on which these condensed financial statements are filed. The Company will need to raise additional financing in the future to fund its operations.

**2. Summary of Significant Accounting Policies**

***Basis of Presentation***

The Company’s condensed financial statements have been prepared in accordance with United States generally accepted accounting principles (“U.S. GAAP”).

***Use of Estimates***

The preparation of condensed financial statements in conformity with U.S. GAAP requires management to make judgements, estimates and assumptions that affect the reported amounts of assets and liabilities and disclosure of contingent assets and liabilities as of the date of the condensed financial statements and the reported amounts of revenue and expenses. These judgements, estimates and assumptions are used for, but not limited to, revenue recognition, allowance for doubtful accounts, inventory valuation and write-downs, warranty obligations, the fair value of common stock and redeemable convertible preferred stock, the fair value of stock options, the fair value of the redeemable convertible preferred stock warrant liability, valuation of investments, recoverability of the Company’s net deferred tax assets and the related valuation allowance, and certain accrued expenses. The Company evaluates its estimates and assumptions on an ongoing basis using historical experience and other factors and adjusts those estimates and assumptions when facts and circumstances dictate. Actual results may differ from those estimates under different assumptions or conditions and the differences may be material.

**OUTSET MEDICAL, INC.**  
**Notes to Condensed Financial Statements**

***Unaudited Interim Condensed Financial Statements***

The interim condensed balance sheet as of June 30, 2020, and the interim condensed statements of operations, comprehensive loss, changes in redeemable convertible preferred stock and stockholders' deficit and cash flows for the six months ended June 30, 2019 and 2020 are unaudited. These unaudited interim condensed financial statements have been prepared on the same basis as the Company's annual financial statements and, in the opinion of management, reflect all adjustments (consisting only of normal recurring adjustments) that are necessary for the fair statement of the Company's financial position, results of operations and cash flows for the interim periods presented. The financial data and the other financial information disclosed in these notes to the condensed financial statements related to the six-month periods are also unaudited. The condensed results of operations for the six months ended June 30, 2020 are not necessarily indicative of the results to be expected for the year ending December 31, 2020 or for any other future annual or interim period. The condensed balance sheet as of December 31, 2019 included herein was derived from the audited financial statements as of that date. These interim condensed financial statements should be read in conjunction with the Company's audited financial statements included elsewhere in this filing.

***Unaudited Pro Forma Balance Sheet Information***

The unaudited pro forma balance sheet information as of June 30, 2020 reflects: (i) the automatic conversion of all outstanding shares of the Company's redeemable convertible preferred stock into an aggregate of 25,957,884 shares of common stock immediately prior to the completion of the Company's planned initial public offering ("IPO"); (ii) the net exercise of 2,175,959 Series B outstanding redeemable convertible preferred stock warrants into 65,165 shares of common stock, at the IPO price of \$27.00 per share, and the related reclassification of the redeemable convertible preferred stock warrant liability to additional paid-in capital; (iii) the cash exercise of 1,654,461 Series C redeemable convertible preferred stock warrants into 209,425 shares of common stock immediately prior to the completion of the IPO, and the related reclassification of the redeemable convertible preferred stock warrant liability to additional paid-in capital; and (iv) the reclassification of the remaining redeemable convertible preferred stock warrant liability to additional paid-in capital due to the warrants converting to warrants to purchase common stock. The shares of common stock issuable and the proceeds expected to be received in the IPO are excluded from such pro forma financial information.

In addition, the Company granted certain employees and executive officers stock options with service-based, performance-based and market-based vesting conditions. These awards vest over the requisite service period if the Company achieves both (i) a liquidity event, which includes the effectiveness of an IPO and (ii) certain market conditions, provided the optionee is providing services on the date of the event. The unaudited pro forma balance sheet information as of June 30, 2020 gives effect to the cumulative stock-based compensation of \$10.3 million the Company will recognize on these awards when the performance condition is satisfied on the effectiveness of the IPO using the accelerated attribution method. This pro forma adjustment is reflected as an increase to additional paid-in capital and accumulated deficit. Payroll tax expenses and other withholding obligations have not been included in this pro forma adjustment.

***Unaudited Pro Forma Net Loss Per Share Attributable to Common Stockholders***

The numerator of the pro forma basic and diluted net loss per share attributable to common stockholders has been adjusted to exclude the adjustment to redemption value of the redeemable convertible preferred stock, the change in the fair value of the redeemable convertible preferred stock warrant liability and the deemed dividend on settlement of the accrued dividend related to the redeemable convertible preferred stock as the conversion of all of the redeemable convertible preferred stock and the exercise of certain warrants is assumed to have occurred as of the beginning of the reporting period or the original issuance date, if later.

**OUTSET MEDICAL, INC.**  
**Notes to Condensed Financial Statements**

The denominator reflects the weighted-average number of shares of common stock outstanding after giving effect to the automatic conversion of all outstanding redeemable convertible preferred stock into 24,722,102 shares of common stock immediately prior to the closing of the IPO, the net exercise of 2,175,959 Series B redeemable convertible preferred stock warrants into 65,165 shares of common stock, at the IPO price of \$27.00 per share, and the cash exercise of 1,654,461 Series C redeemable convertible preferred stock warrants into 209,425 shares of common stock.

The pro forma information excludes stock-based compensation associated with the stock options issued with service-based, performance-based and market-based vesting conditions and the corresponding vesting of these awards as the contingent market condition is not expected to be achieved during the reporting period. The proforma information also does not include the shares expected to be sold and related proceeds to be received from the IPO.

***Cash, Cash Equivalents and Restricted Cash***

As of December 31, 2019, and June 30, 2020, the Company has restricted cash of \$0.7 million and \$4.0 million, respectively, primarily representing collateral for the Company's building leases in San Jose, CA and Tijuana Mexico.

The following table provides a reconciliation of cash, cash equivalents and restricted cash reported within the condensed balance sheets that sum to the total of the amounts shown in the statements of cash flows (in thousands):

	December 31, 2019	June 30, 2020
Cash and cash equivalents	\$ 36,926	\$ 141,871
Restricted cash	743	4,007
	<u>\$ 37,669</u>	<u>\$ 145,878</u>

***Fair Value of Financial Instruments***

The Company determines the fair value of an asset or liability based on the assumptions that market participants would use in pricing the asset or liability in an orderly transaction between market participants at the measurement date. The identification of market participant assumptions provides a basis for determining what inputs are to be used for pricing each asset or liability.

A fair value hierarchy has been established which gives precedence to fair value measurements calculated using observable inputs over those using unobservable inputs. This hierarchy prioritizes the inputs into three broad levels as follows:

Level 1: Quoted prices in active markets for identical instruments;

Level 2: Other significant observable inputs (including quoted prices in active markets for similar instruments); and

Level 3: Significant unobservable inputs (including assumptions in determining the fair value of certain investments).

**OUTSET MEDICAL, INC.**  
**Notes to Condensed Financial Statements**

The Company's cash and cash equivalents, restricted cash, short-term investments, accounts receivable, accounts payable and accrued liabilities approximate their fair value due to their short maturities. Management believes that its term loan bears interest at the prevailing market rates for instruments with similar characteristics; accordingly, the carrying value of this instrument approximates its fair value. Money market funds are highly liquid investments and are actively traded. The pricing information on the Company's money market funds are readily available and can be independently validated as of the measurement date. This approach results in the classification of these securities as Level 1 of the fair value hierarchy. The Company has issued redeemable convertible preferred stock warrants for which fair value is determined using Level 3 inputs (see Note 10).

***Deferred Offering Costs***

Deferred offering costs, consisting of legal, accounting, audit and filing fees relating to an IPO, are capitalized. Deferred offering costs will be offset against offering proceeds upon the completion of the offering. In the event the offering is terminated or delayed, deferred offering costs will be expensed. As of December 31, 2019, the Company did not incur any deferred offering costs. As of June 30, 2020, the Company incurred \$1.3 million in deferred offering costs, which is included in other assets within the condensed balance sheets.

***Accrued Warranty Liability***

The Company generally provides a one-year warranty for defective parts and workmanship on its products commencing upon the transfer of title and risk of loss to the customer. The Company accrues the estimated cost of product warranties when it invoices the customer, based on historical experience and expected results. Should actual product failure rates and material usage costs differ from these estimates, revisions to the estimated warranty liability would be required. The Company periodically assesses the adequacy of its recorded product warranty liabilities and adjusts the balance as required. Warranty expense is recorded as a component of cost of product revenue in the statements of operations.

The change in accrued warranty liability during the period is presented in the following table (in thousands):

Balance as of December 31, 2019	\$ 1,702
Provision for warranty liability made during the period	2,240
Consumption during the period	<u>(1,639)</u>
Balance as of June 30, 2020	<u>\$ 2,303</u>

***Stock-Based Compensation***

The Company accounts for stock-based compensation arrangements with employees and non-employee directors and consultants using a fair value method which requires the recognition of compensation expense for costs related to all stock-based payments, including stock options. The fair value method requires the Company to estimate the fair value of stock-based payment awards to employees and non-employees on the date of grant using the Black-Scholes option pricing model. Total expense for non-employee share based awards has been immaterial to date.

Service-based options initially granted to an optionee generally vest at a rate of 25% on the first anniversary of the original vesting date, with the balance vesting monthly over the remaining three years. Any subsequent follow-on options granted to the optionee generally vest monthly over four years. The Company generally recognizes stock-based compensation using an accelerated method. In addition, forfeitures are estimated at the time of grant and revised, if necessary, in subsequent periods if actual forfeitures differ from those estimates. Forfeiture rates were estimated based upon historical experience.

**OUTSET MEDICAL, INC.**  
**Notes to Condensed Financial Statements**

For stock options with a performance and market-based vesting condition, stock-based compensation is recognized when a performance vesting condition is considered probable of being achieved. Once the performance vesting condition is probable of being achieved, compensation related to awards with a performance and market-based condition are recognized regardless of whether the market condition is ultimately satisfied using the accelerated attribution method. Compensation is not reversed if the achievement of the market condition does not occur. The fair value of these share-based payment awards is estimated using the Monte Carlo approach.

***Redeemable Convertible Preferred Stock Warrant Liability***

The Company has accounted for its freestanding warrants to purchase shares of the Company's redeemable convertible preferred stock as liabilities at fair value upon issuance primarily because the shares underlying the warrants contain contingent redemption features outside the control of the Company. The warrants are subject to re-measurement at each balance sheet date and any change in fair value is recognized in the statements of operations as the change in fair value of redeemable convertible preferred stock warrant liability. The carrying value of the warrants will continue to be adjusted until such time as these instruments are exercised, expire or convert into warrants to purchase shares of the Company's common stock. At that time, the liabilities will be reclassified to additional paid-in capital, a component of stockholders' deficit.

The Company estimated the fair value of these liabilities using the Black-Scholes option pricing model and assumptions that were based on the individual characteristics of the warrants on the valuation date, as well as assumptions for future financings, expected volatility, expected life, yield, and risk-free interest rate.

***Revenue***

The Company considers each product and each service contract to be a distinct performance obligation. Revenue is recognized when a performance obligation is satisfied, which occurs when control of the promised products or services is transferred to the customer in an amount that reflects the consideration the Company expects to receive in exchange for those products or services. Revenue from product sales is recognized at a point in time when management has determined that control has transferred to the customer, which is generally when legal title has transferred to the customer. Revenue from service contracts is recognized as the output of the service is transferred to the customer over time, typically evenly over the contract term. Revenue is recognized net of allowances for returns and any taxes collected from customers, which are subsequently remitted to governmental authorities.

The Company's contracts with customers often include promises to transfer multiple products and services to a customer. Determining whether products and services are considered distinct performance obligations that should be accounted for separately versus together may require significant judgment. Judgment is also required to determine the stand-alone selling price ("SSP") for each distinct performance obligation. The Company uses an observable price to estimate SSP for items that are sold separately, including customer support agreements. In instances where SSP is not directly observable, such as when the Company does not sell the product or service separately, the Company determines the SSP using information that may include market conditions and other observable inputs. When stand-alone selling prices have not been established for products, the Company will utilize the residual method to allocate revenue. The Company may offer additional goods or services to customers at the inception of customer contracts at prices not at SSP. This is considered a material right and an additional performance obligation of the contract. SSP is assigned based on the estimated value of the material right.

**OUTSET MEDICAL, INC.**  
**Notes to Condensed Financial Statements**

Costs associated with product sales include commissions. The Company applies the practical expedient to expense the commissions as incurred as the expected amortization period is one year or less. Commissions are recorded as sales and marketing expenses in the statements of operations.

*Operating Lease Arrangements*

The Company enters into operating lease arrangements that contain both lease and non-lease elements. The lease element includes consoles, while non-lease elements include consumables, services and training. Revenue related to such arrangements is allocated to lease and non-lease elements based on their relative standalone selling price. Revenue for the lease element is recognized on a straight-line basis over the lease term and the costs of the consoles are included in property and equipment, net in the balance sheets and amortized to cost of revenue.

*Shipping and Handling Costs*

Shipping and handling charged to customers are recorded as revenue. Shipping and handling costs are expensed as incurred and are included in sales and marketing expenses. For the six months ended June 30, 2019, and 2020, shipping and handling costs were \$0.5 million and \$0.9 million, respectively.

*Contract Balances*

The timing of revenue recognition may differ from the timing of invoicing to customers. The Company records an unbilled receivable when revenue is recognized prior to invoicing, or deferred revenue when revenue is recognized subsequent to invoicing. For multi-year service agreements, the Company generally invoices customers annually at the beginning of each annual coverage period.

*Net Loss Per Share Attributable to Common Stockholders*

Basic net loss per share attributable to common stockholders is calculated by dividing the net loss attributable to common stockholders by the weighted-average number of shares of common stock outstanding for the period, without consideration for potential dilutive securities. Diluted net loss per share is computed by dividing the net loss by the weighted-average number of common shares and common share equivalents of potentially dilutive securities outstanding for the period. For purposes of the diluted net loss per share calculation, redeemable convertible preferred stock, warrants and common stock options are considered to be potentially dilutive securities. As the Company was in a loss position for the six months ended June 30, 2019 and 2020, basic net loss per share attributable to common stockholders is the same as diluted net loss per share attributable to common stockholders because the effects of potentially dilutive securities are antidilutive.

*Recently Adopted Accounting Pronouncements*

In August 2018, the FASB issued ASU No. 2018-13, *Fair Value Measurement (Topic 820): Disclosure Framework—Changes to the Disclosure Requirements for Fair Value Measurement* (ASU No. 2018-13). The amendments on changes in unrealized gains and losses recognized in other comprehensive income categorized within Level 3, the range and weighted average of significant unobservable inputs used to develop Level 3 fair value measurements, and the narrative description of measurement uncertainty should be applied prospectively in the initial fiscal year of adoption. All other amendments should be applied retrospectively to all periods presented upon their effective date. The Company adopted ASU No. 2018-13 as of January 1, 2020, which did not have a material impact on its condensed financial statements.



**OUTSET MEDICAL, INC.**  
**Notes to Condensed Financial Statements**

***Recently Issued Accounting Pronouncements Not Yet Adopted***

In June 2016, the FASB issued ASU No. 2016-13, *Financial Instruments—Credit Losses (Topic 326) Measurement of Credit Losses on Financial Instruments* (ASU No. 2016-13), which requires an entity to utilize a new impairment model known as the current expected credit loss (“CECL”) model to estimate its lifetime “expected credit loss” and record an allowance that, when deducted from the amortized cost basis of the financial assets and certain other instruments, including but not limited to available-for-sale debt securities. Credit losses relating to available-for-sale debt securities will be recorded through an allowance for credit losses rather than as a direct write-down to the security. ASU 2016-13 requires a cumulative effect adjustment to the balance sheet as of the beginning of the first reporting period in which the guidance is effective. In November 2019, the FASB issued ASU No. 2019-10, *Financial Instruments—Credit Losses (Topic 326), Derivatives and Hedging (Topic 815) and Leases (Topic 842): Effective Dates*, which defers the effective date of ASU No. 2016-13 to fiscal years beginning after December 15, 2022 for all entities except SEC reporting companies that are not smaller reporting companies. ASU No. 2016-13 will be effective for the Company beginning January 1, 2023. The Company is currently evaluating the impact of the adoption of ASU No. 2016-13 on its financial statements.

**3. Revenue from Contracts with Customers**

The Company’s revenue is generated primarily from the sale of products and services solely from U.S. based customers. Product revenue primarily consists of sales of the Tablo console and related consumables, including the Tablo cartridge, used in treatment delivery. Service and other revenue primarily consists of revenue generated from console service contracts.

Additionally, the Company enters into operating lease arrangements which contain both lease and non-lease elements and revenue for the lease element is recognized on a straight-line basis over the lease term.

***Disaggregation of Revenue***

Revenue by source consisted of the following (in thousands):

	Six Months Ended	
	June 30,	
	2019	2020
Consoles	\$ 4,417	\$13,213
Consumables	675	2,410
Total product revenue	5,092	15,623
Service and other revenue	271	3,309
Total revenue	<u>\$ 5,363</u>	<u>\$18,932</u>

***Performance Obligations***

As of June 30, 2020, the aggregate amount of the transaction price allocated to the remaining performance obligations related to customer service contracts that are unsatisfied or partially unsatisfied was \$3.2 million, which is recorded as deferred revenue on the Company’s balance sheet. Of that amount, \$3.0 million will be recognized as revenue during the next 12 months and approximately \$0.2 million thereafter.

**OUTSET MEDICAL, INC.**  
**Notes to Condensed Financial Statements**

**Contract Balances**

Contract balances consist of the following (in thousands):

	December 31, 2019	June 30, 2020
Deferred revenue, current	\$ 883	\$3,012
Deferred revenue, noncurrent	\$ 134	\$ 210

The Company invoices its customers based on the billing schedules in its sales arrangements. Payments are generally due 30 days from date of invoice. Contract liabilities consists mainly of deferred revenue and primarily relates to consideration received from customers prior to transferring goods or services to the customer.

**Deferred Revenue**

Deferred revenue consists of payments received in advance of revenue recognition related to console service agreements and for prepayments for products or services yet to be delivered. Revenue under these agreements is recognized over the related service period. Deferred revenue that will be recognized during the 12 months following the balance sheet date is recorded as deferred revenue, current and the remaining portion is recorded as deferred revenue, noncurrent within the accompanying condensed balance sheets.

The following table shows the changes in the balance of deferred revenue during the period (in thousands):

Balance as of December 31, 2019	\$1,017
Increase in deferred revenue	3,252
Revenue recognized during the period that was included in deferred revenue at the beginning of the period	(623)
Revenue recognized from performance obligations satisfied within the same period	(424)
Balance as of June 30, 2020	<u>\$3,222</u>

**4. Fair Value Measurements**

The following tables present the Company's financial assets and liabilities measured at fair value on a recurring basis by level within the fair value hierarchy (in thousands):

	Valuation Hierarchy	December 31, 2019			Aggregate Fair Value
		Amortized Cost	Gross Unrealized Holding Gains	Gross Unrealized Holding Losses	
<b>Assets:</b>					
Cash equivalents:					
Money market funds	Level 1	\$ 29,761	\$ —	\$ —	\$ 29,761
Commercial paper	Level 2	2,299	—	—	2,299
Short-term investments:					
Commercial paper	Level 2	10,972	—	—	10,972
Corporate debt	Level 2	17,357	19	—	17,376
Asset-backed securities	Level 2	4,801	3	—	4,804
Total assets		<u>\$ 65,190</u>	<u>\$ 22</u>	<u>\$ —</u>	<u>\$ 65,212</u>

**OUTSET MEDICAL, INC.**  
**Notes to Condensed Financial Statements**

	Valuation Hierarchy	December 31, 2019			Aggregate Fair Value
		Amortized Cost	Gross Unrealized Holding Gains	Gross Unrealized Holding Losses	
<b>Liabilities:</b>					
Redeemable convertible preferred stock warrant liability	Level 3	\$ 4,285	\$ —	\$ —	\$ 4,285
Total liabilities		<u>\$ 4,285</u>	<u>\$ —</u>	<u>\$ —</u>	<u>\$ 4,285</u>

	Valuation Hierarchy	June 30, 2020			Aggregate Fair Value
		Amortized Cost	Gross Unrealized Holding Gains	Gross Unrealized Holding Losses	
<b>Assets:</b>					
Cash equivalents:					
Money market funds	Level 1	\$ 130,411	\$ —	\$ —	\$ 130,411
Short-term investments:					
Corporate debt	Level 2	2,519	—	—	2,519
Total assets		<u>\$132,930</u>	<u>\$ —</u>	<u>\$ —</u>	<u>\$132,930</u>
<b>Liabilities:</b>					
Redeemable convertible preferred stock warrant liability	Level 3	\$ 4,815	\$ —	\$ —	\$ 4,815
Total liabilities		<u>\$ 4,815</u>	<u>\$ —</u>	<u>\$ —</u>	<u>\$ 4,815</u>

As of June 30, 2020, the remaining contractual maturities for available-for-sale securities were less than one year.

For the six months ended June 30, 2019 and 2020, interest income was \$1.6 million and \$0.6 million, respectively.

Impairment assessments are made at the individual security level each reporting period. When the fair value of an available-for-sale security is less than its cost at the balance sheet date, a determination is made as to whether the impairment is other-than-temporary and, if it is other-than-temporary, an impairment loss is recognized in earnings equal to the difference between the investment's amortized cost and fair value at such date.

As of December 31, 2019 and June 30, 2020, none of the Company's available-for-sale securities were in an unrealized loss position.

The change in fair value of the Company's redeemable convertible preferred stock warrant liability was as follows (in thousands):

	Six Months Ended June 30,	
	2019	2020
Beginning balance	\$ 8,085	\$ 4,285
Change in fair value of redeemable convertible preferred stock warrant liability	(484)	530
Ending balance	<u>\$ 7,601</u>	<u>\$ 4,815</u>

**OUTSET MEDICAL, INC.**  
**Notes to Condensed Financial Statements**

The valuation of the Company's redeemable convertible preferred stock warrant liability contains unobservable inputs that reflect the Company's own assumptions for which there is little, if any, market activity at the measurement date. Accordingly, the Company's redeemable convertible preferred stock warrant liability is measured at fair value on a recurring basis using unobservable inputs that are classified as Level 3, and any change in fair value of the redeemable convertible preferred stock warrant liability is recognized in the statements of operations. Refer to Note 10 for the valuation technique and assumptions used in estimating the fair value of redeemable convertible preferred stock warrant liability.

## 5. Balance Sheet Components

### *Inventories*

Inventories consist of the following (in thousands):

	December 31, 2019	June 30, 2020
Raw material	\$ 1,143	\$ 4,125
Work-in-process	842	1,483
Finished goods	2,611	929
	<u>\$ 4,596</u>	<u>\$ 6,537</u>

### *Property and Equipment, Net*

Property and equipment, net consist of the following (in thousands):

	December 31, 2019	June 30, 2020
Computers and software	\$ 1,857	\$ 2,612
Dialysis equipment	3,904	3,225
Machinery and equipment	761	997
Production tooling	2,782	3,351
Furniture and fixtures	1,087	1,555
Leasehold improvements	174	2,761
Total property and equipment	10,565	14,501
Less: Accumulated depreciation and amortization	(2,670)	(3,241)
Property and equipment, net	<u>\$ 7,895</u>	<u>\$ 11,260</u>

Total depreciation and amortization expense for the six months ended June 30, 2019 and 2020 was \$0.8 million and \$0.7 million, respectively.

**OUTSET MEDICAL, INC.**  
**Notes to Condensed Financial Statements**

**Other Assets**

Other assets consist of the following (in thousands):

	December 31, 2019	June 30, 2020
Deferred offering costs	\$ —	\$ 1,250
Restricted cash, noncurrent	743	4,007
Other	82	315
	<u>\$ 825</u>	<u>\$ 5,572</u>

**Accrued Expenses and Other Current Liabilities**

Accrued expenses and other current liabilities consist of the following (in thousands):

	December 31, 2019	June 30, 2020
Accrued inventory	\$ 798	\$ 2,494
Accrued research and development expenses	421	184
Accrued professional services	553	2,890
Other	1,137	1,261
	<u>\$ 2,909</u>	<u>\$ 6,829</u>

**6. Leases**

The Company has an operating lease agreement for its facility and office space that commenced in October 2014, the initial term of which expired in December 2019, and was on a month-to-month lease until the end of July 2020. The Company issued an irrevocable standby letter of credit in the amount of \$0.2 million in lieu of a cash security deposit. The letter of credit is fully secured by cash held at the bank in a restricted account.

In September 2019, the Company entered into an operating lease agreement for its new facility and office space that commenced in May 2020 and will expire in April 2027. This operating lease contains a free rent period and an escalation clause. The Company issued an irrevocable standby letter of credit in the amount of \$0.4 million in lieu of a cash security deposit. The letter of credit is fully secured by cash held at the bank in a restricted account.

In May 2020, the Company entered into an operating lease agreement for its new facility space in Tijuana Mexico that commenced in May 2020 and will expire in August 2026. The Company took initial possession of the building with 48,437 square feet in May 2020 and will take possession of the second space with 38,750 square feet in June 2021. This operating lease contains a free rent period and an escalation clause. The Company issued an irrevocable standby letter of credit in the amount of \$1.7 million, which was subsequently increased in June 2020 to \$3.0 million, in conjunction with an amendment to the operating lease agreement. Pursuant to the amendment, the Company is no longer obligated to spend a minimum on tenant improvements in conjunction with renovating the first or second space. The letter of credit is fully secured by cash held at the bank in a restricted account.

**OUTSET MEDICAL, INC.**  
**Notes to Condensed Financial Statements**

The undiscounted future non-cancellable lease payments for the Company's operating leases as of June 30, 2020 are as follows (in thousands):

	<b>Operating Leases</b>
<b>Years Ending December 31:</b>	
2020 (Remaining)	\$ 384
2021	1,619
2022	1,796
2023	1,856
2024	1,911
2025 and thereafter	4,492
Total lease payments	\$ 12,058
Less: imputed interest	(3,139)
Present value of operating lease liabilities	\$ 8,919
Operating lease liabilities, current	\$ 303
Operating lease liabilities, noncurrent	\$ 8,616

The following table summarizes additional information related to operating leases as of June 30, 2020:

Weighted-average remaining lease term	6.8 years
Weighted-average discount rate	8.7%

Rent expense recognized for the Company's operating leases for the six months ended June 30, 2019 and 2020 was \$0.2 million and \$0.5 million, respectively. Variable lease payments were not material for the periods presented.

## **7. Commitments and Contingencies**

### ***Litigation***

From time to time, the Company may be involved in lawsuits, claims, investigations and proceedings, consisting of intellectual property, commercial, employment and other matters, which arise in the ordinary course of business. The Company is not currently aware of any matters that would be material to the financial statements as a whole.

### ***Indemnifications***

In the ordinary course of business, the Company often includes standard indemnification provisions in its arrangements with its partners, suppliers and vendors. Pursuant to these provisions, the Company may be obligated to indemnify such parties for losses or claims suffered or incurred in connection with its service, breach of representations or covenants, intellectual property infringement or other claims made against such parties. These provisions may limit the time within which an indemnification claim can be made. It is not possible to determine the maximum potential amount under these indemnification obligations due to the limited history of prior indemnification claims and the unique facts and circumstances involved in each particular agreement. To date, the Company has not incurred any material costs as a result of such indemnifications and has not accrued any liabilities related to such obligations in these condensed financial statements.

**OUTSET MEDICAL, INC.**  
**Notes to Condensed Financial Statements**

**Purchase Commitments**

As of June 30, 2020, the Company had obligations under non-cancellable purchase commitments totaling \$34.1 million, all of which will require payment within the next 12 months.

**8. Term Loans**

Term loans consist of the following (in thousands):

	December 31, 2019	June 30, 2020
Principal of Perceptive term loan	\$ 30,000	\$ 30,000
Unamortized discount	(939)	(582)
Term loan, current and noncurrent	29,061	29,418
Less: term loan, current	(7,500)	(29,418)
Term loan, noncurrent	<u>\$ 21,561</u>	<u>\$ —</u>

**Perceptive Term Loans**

On June 30, 2017 the Company entered into a senior, secured, delayed-draw term loan facility (the “Perceptive Term Loan Agreement”) with Perceptive Credit Holdings, LP (the “Perceptive Lenders”), as the administrative agent and the collateral agent, for various related Perceptive group companies to borrow up to \$40.0 million (the “Perceptive Term Loans”). The Perceptive Term Loans bear interest at a rate of 8.55%, plus the greater of the three-month LIBOR and 2.00% (10.55% as of June 30, 2020) and may be drawn in two tranches. On the closing date, the first tranche, in the amount of \$30.0 million (“Perceptive Term Loan A”), was drawn. The net proceeds from the Perceptive Term Loan A were approximately \$29.5 million, net of an upfront fee of \$0.3 million and closing costs.

In connection with the Perceptive Term Loans, the Company issued warrants to the Perceptive Lenders for the purchase of up to an initial aggregate of 1,654,461 shares of the Company’s Series C redeemable convertible preferred stock, at an initial exercise price of \$2.5915 per share. Of the total warrants issued, 1,240,846 were allocated to Perceptive Term Loan A and 413,615 were allocated to the second tranche (“Perceptive Term Loan B”) as the warrants were considered to have been issued in connection with the entire loan commitment. The fair value of the warrant on issuance was \$3.0 million of which \$2.2 million was recorded as a debt discount on Perceptive Term Loan A, and the remaining \$0.8 million was recorded as a deferred loan commitment cost.

The Company incurred debt financing costs on issuance of \$0.7 million, of which \$0.5 million was recorded as a debt discount on the Perceptive Term Loan A and the remaining amount of \$0.2 million was recorded as a deferred loan commitment cost, which is being amortized over the remaining term of the term loan using the straight-line method. As of December 31, 2019, the deferred loan commitment cost was fully amortized.

A final payment fee, in the amount of \$0.3 million, or 1.1% of the principal amount of Perceptive Term Loan A, is being accreted to interest expense using the effective interest method with the offset recorded in other long-term liabilities. The fee represents incremental interest on Perceptive Term Loan A, which is due at maturity. On April 11, 2019, the Company and the Perceptive Lenders amended the Perceptive Term Loan Agreement in order to extend the Delayed Draw Date on Perceptive Term Loan B to March 31, 2020. The Term Loan B amount of \$10.0 million expired unused as it had not been drawn as of March 31, 2020.

**OUTSET MEDICAL, INC.**  
**Notes to Condensed Financial Statements**

Payments relative to the Perceptive Term Loans are initially interest only and are made at the end of each calendar quarter. Principal payments of \$3.8 million shall commence in the quarter ended September 30, 2020 and continue through March 31, 2021, with the remaining principal balance due on the maturity date of June 30, 2021; provided that if a Qualified IPO (as defined in the Perspective Term Loan) occurs prior to June 30, 2020, the Company shall not be required to make any principal payments after the effective date of such Qualified IPO and the entire outstanding principal amount of the Perceptive Term Loans will be due on the maturity date of June 30, 2021.

Other than for events of default and if a mandatory prepayment is required, there are no requirements for the Company to repay a Perceptive Term Loan prior to maturity, although early repayments are permitted. As of June 30, 2020, the prepayment fee is 3% or \$0.9 million.

The Perceptive Term Loans are collateralized by a first priority security interest on substantially all of the Company's assets excluding property not assignable without consent by a third party. The Company was in compliance with all covenants and limitations included in the provisions of its term loan agreement as of June 30, 2020.

**9. Redeemable Convertible Preferred Stock and Stockholders' Deficit**

*Redeemable Convertible Preferred Stock*

During the first quarter of 2020, the Company completed its financing of Series E redeemable convertible preferred stock (the "Financing"), which resulted in the Company issuing 57,781,875 shares of Series E redeemable convertible preferred stock at a price per share of \$2.20 for aggregate proceeds of \$126.8 million, net of issuance costs of \$0.4 million. The shares of Series E redeemable convertible preferred stock are convertible at any time, at the holders' option, into shares of common stock. The conversion price of the Series E redeemable convertible preferred stock is \$17.38 per share with a conversion ratio of 0.1266 per share meaning that as of June 30, 2020, each share of Series E redeemable convertible preferred stock is convertible into 0.1266 share of common stock. As of June 30, 2020, the aggregate liquidation amount and the carrying value of the Series E redeemable convertible preferred stock is \$127.1 million or \$2.20 per share in the event of any voluntary or involuntary liquidation, dissolution or winding up of the Company. As discussed further below, the Series E redeemable convertible preferred stock contains redemption features that commence on the Second Redemption Date. The holders of the Series E redeemable convertible preferred stock are not entitled to any accrued dividends. As of June 30, 2020, the carrying value of the Series E redeemable convertible preferred stock is \$127.1 million.

As of December 31, 2019, the total accrued dividends that the holders of the Series A, Series B, Series C, and Series D redeemable convertible preferred stock were entitled to amounted to \$84.3 million. Immediately following the closing of the Financing, the Company issued 4,849,933 shares of its common stock with a fair value of \$41.8 million under the terms of the Company's amended and restated Certificate of Incorporation, which specified a mandatory conversion of accrued dividends upon a next equity financing and recorded a deemed dividend of \$42.5 million, which was recorded to additional paid-in capital. Accordingly, upon the closing of the Financing, the Company settled the Accrued Dividend Conversion Right with respect to the holders of the Series A, Series B, Series C, and Series D redeemable convertible preferred stock. As of June 30, 2020, total accrued dividends were \$0.

The Company has presented all of its Series A, Series B, Series C, Series D and Series E redeemable convertible preferred stock as temporary equity in its financial statements as the shares of stock contain redemption features that commence at any time on or after February 1, 2023 (the "Initial Redemption Date") for



**OUTSET MEDICAL, INC.**  
**Notes to Condensed Financial Statements**

Series A, Series B and Series C and twelve (12) months after the Initial Redemption Date (the “Second Redemption Date”) for Series D and Series E at the option of the holders. The Series A, Series B, Series C, Series D and Series E redeemable convertible preferred stock were initially recognized at their issuance date fair value, or transaction price. The Company adjusts the carrying amount of the Series A, Series B, Series C, Series D and Series E redeemable convertible preferred stock to equal its redemption value as of each reporting date. Due to the absence of retained earnings, adjustments to the redemption value are recorded as a reduction to additional paid-in-capital until depleted with the remaining adjustment being recorded to accumulated deficit. The Company does not adjust the carrying values of the Series A, Series B, Series C, Series D and Series E redeemable convertible preferred stock to its deemed liquidation values since a liquidation event as of December 31, 2019 and June 30, 2020 was not probable of occurring.

**Common Stock**

The Company has reserved shares of common stock, on an as-if converted basis, for issuance as follows:

	<u>December 31, 2019</u>	<u>June 30, 2020</u>
Redeemable convertible preferred stock	18,643,769	25,957,884
Warrants to purchase redeemable convertible preferred stock	504,791	520,116
Options issued and outstanding	3,757,457	5,008,777
Options available for grant under stock option plan	195,439	662,293
	<u>23,101,456</u>	<u>32,149,070</u>

**10. Redeemable Convertible Preferred Stock Warrants**

**Redeemable Convertible Preferred Stock Warrants**

The key terms of the outstanding warrants to purchase redeemable convertible preferred stock are summarized in the following table:

<u>Class of Stock</u>	<u>Exercise Price</u>	<u>Grant Date</u>	<u>Expiration Date</u>	<u>December 31, 2019</u>	<u>June 30, 2020</u>
Series A redeemable convertible preferred stock	\$ 1.0000	September 2013	September 2023 <sup>1)</sup>	300,000	300,000
Series A redeemable convertible preferred stock	1.0000	September 2014	September 2024 <sup>1)</sup>	200,000	200,000
Series B redeemable convertible preferred stock	2.2674	September 2015	September 2025	2,109,804	2,109,804
Series B redeemable convertible preferred stock	2.2674	June 2016	June 2026	66,155	66,155
Series C redeemable convertible preferred stock	2.5915	June 2017	June 2027	1,654,461	1,654,461
				<u>4,330,420</u>	<u>4,330,420</u>

- 1) The redeemable convertible preferred stock warrants expire at the later of the expiration date, or five years after an initial public offering by the Company.

**OUTSET MEDICAL, INC.**  
**Notes to Condensed Financial Statements**

The following table sets forth the estimated fair value for each issuance of the Company's warrants to purchase redeemable convertible preferred stock as of December 31, 2019 and June 30, 2020 (in thousands):

Class of Warrants	December 31, 2019	June 30, 2020
2013 warrant to purchase Series A redeemable convertible preferred stock	\$ 157	\$ 201
2014 warrant to purchase Series A redeemable convertible preferred stock	121	146
2015 warrant to purchase Series B redeemable convertible preferred stock	1,879	2,145
2016 warrant to purchase Series B redeemable convertible preferred stock	64	72
2017 warrant to purchase Series C redeemable convertible preferred stock	2,064	2,251
	<u>\$ 4,285</u>	<u>\$4,815</u>

The warrants to purchase redeemable convertible preferred stock were valued using the Black-Scholes option-pricing model at the issuance date and remeasured using the following assumptions:

	Six Months Ended June 30,	
	2019	2020
	Range (Average)	Range (Average)
Market value of shares of redeemable convertible preferred stock	\$2.05 - \$3.11 (\$2.74)	\$1.39 - \$2.55 (\$2.02)
Expected term (in years)	4.24 - 8.25 (6.34)	3.24 - 7.25 (5.42)
Expected volatility	49.4% - 50.3% (49.7%)	53.7% - 57.2% (55.4%)
Risk-free interest rate	1.76% - 2.59% (2.10%)	0.18% - 1.83% (0.60%)
Dividend yield	0%	0%

**11. Equity Incentive Plan**

As of June 30, 2020, total shares authorized under the 2010 Plan and 2019 Plan were 4,452,998 and 2,005,583, respectively.

**Stock Option Activity**

Stock option activity under the 2010 Plan and 2019 Plan was as follows:

	Options Available for Grant	Number of Options Outstanding	Weighted Average Exercise Price	Weighted Average Remaining Contractual Term (in years)	Aggregate Intrinsic Value (in thousands)
Balance as of December 31, 2019	195,439	3,757,457	\$ 3.95	7.81	\$ 8,618
Additional shares authorized	1,748,206	—			
Granted	(1,351,585)	1,351,585	\$ 8.74		
Exercised	—	(30,032)	\$ 3.11		
Forfeited	69,917	(69,917)	\$ 3.71		
Expired	316	(316)	\$ 0.16		
Balance as of June 30, 2020	<u>662,293</u>	<u>5,008,777</u>	\$ 5.25	7.98	\$ 21,202
Vested and expected to vest as of June 30, 2020		<u>4,753,755</u>	\$ 5.14	7.91	\$ 20,624
Exercisable as of June 30, 2020		<u>1,544,867</u>	\$ 3.22	6.17	\$ 9,674

**OUTSET MEDICAL, INC.**  
**Notes to Condensed Financial Statements**

The fair value of an employee stock option is estimated on the date of grant using the Black-Scholes option-pricing model. The following ranges of assumptions were used to value options with service-based and and/or performance vesting granted to employees:

	Six Months Ended June 30,	
	2019	2020
Expected term (in years)	1.82 - 5.05	0.50 - 10.00
Expected volatility	46.8% - 49.3%	48.5% - 62.7%
Risk-free interest rate	2.48% - 2.51%	0.35% - 1.45%
Dividend yield	0%	0%

***Stock-Based Compensation***

The following table sets forth stock-based compensation included in the Company's statements of operations (in thousands):

	Six Months Ended June 30,	
	2019	2020
Cost of revenue	\$ 2	\$ 39
Research and development	223	252
Sales and marketing	75	183
General and administrative	100	789
Total stock-based compensation	<u>\$ 400</u>	<u>\$ 1,263</u>

***Stock Options with Market and Performance Conditions***

During the six months ended June 30, 2019 and 2020, the Company granted a total 257,938 and 469,736 shares of stock options with performance and market-based conditions to employees and executive officers, respectively. The awards will vest over the requisite service period if the Company achieves both (i) a liquidity event, which includes the effectiveness of an IPO and (ii) certain market conditions, provided the optionee is providing services on the date of the event. In February 2020, the Company modified the market conditions, which resulted in a new grant date fair value for 1,457,175 stock options with performance and market-based conditions as of the modification date.

As of June 30, 2019 and 2020, achievement of the performance condition was not considered probable; therefore, no associated expense was recognized during the six months ended June 30, 2019 and 2020. Unamortized deferred stock compensation relating to 1,918,616 shares of stock options outstanding with performance and market-based conditions amounted to \$24.1 million as of June 30, 2020. As of June 30, 2020, all compensation related to these stock options remained unrecognized because the Company did not believe either of the liquidity events were probable of occurring. If the vesting condition related to the qualifying liquidity event had occurred as of June 30, 2020, the Company would have recorded \$10.3 million of stock-based compensation on that date using the accelerated attribution method.

**12. Income Taxes**

For the six months ended June 30, 2019 and 2020, the Company incurred insignificant amounts for an income tax provision. The U.S. federal and California deferred tax assets generated from the Company's net operating losses have been fully reserved, as the Company believes it is not more likely than not that the benefit will be realized.

**OUTSET MEDICAL, INC.**  
**Notes to Condensed Financial Statements**

**13. Related-Party Transactions**

The Company incurred approximately \$0.2 million of operating expenses with related parties during each of the six months ended June 30, 2019 and 2020. There were no amounts payable to related parties as of December 31, 2019 and June 30, 2020. The expenses were primarily related to consulting fees and expense reimbursements paid to certain directors of the Company.

**14. Net Loss and Unaudited Pro Forma Net Loss per Share Attributable to Common Stockholders**

A reconciliation of the numerator and denominator used in the calculation of basic and diluted net loss per share attributable to common stockholders is as follows (in thousands except share and per share amounts):

	Six Months Ended June 30,	
	2019	2020
<b>Numerator:</b>		
Net loss	\$ (33,451)	\$ (47,155)
Adjustment to redemption value on redeemable convertible preferred stock	(15,898)	(362)
Deemed dividend on settlement of accrued dividend	—	42,530
Net loss attributable to common stockholders, basic and diluted	<u>\$ (49,349)</u>	<u>\$ (4,987)</u>
<b>Denominator:</b>		
Weighted-average shares of common stock, basic and diluted	<u>816,673</u>	<u>5,085,666</u>
Net loss per share attributable to common stockholders		
Net loss per share attributable to common stockholders, basic and diluted	<u>\$ (60.43)</u>	<u>\$ (0.98)</u>

The following outstanding potentially dilutive shares have been excluded from the calculation of diluted net loss per share due to their anti-dilutive effect:

	Six Months Ended June 30,	
	2019	2020
Redeemable convertible preferred stock, on an as-if converted basis	18,634,636	25,957,884
Options to purchase common stock	2,187,326	3,090,161
Options with market and performance conditions to purchase common stock	1,126,636	1,918,616
Warrants to purchase redeemable convertible preferred stock	598,785	520,116
Total	<u>22,547,383</u>	<u>31,486,777</u>

**OUTSET MEDICAL, INC.**  
**Notes to Condensed Financial Statements**

The following table sets forth the computation of unaudited pro forma basic and diluted net loss per share attributable to common stockholders for the six months ended June 30, 2020 (in thousands, except share and per share amounts):

	<b>Six Months Ended June 30, 2020</b>
<b>Numerator:</b>	
Net loss attributable to common stockholders	\$ (4,987)
Adjustment to redemption value on redeemable convertible preferred stock	362
Change in fair value of redeemable convertible preferred stock warrant liability	530
Deemed dividend on settlement of accrued dividend	(42,530)
Net loss used in computing pro forma net loss per share attributable to common stockholders, basic and diluted	<u>\$ (46,625)</u>
<b>Denominator:</b>	
Weighted-average common shares used in net loss per share attributable to common stockholders, basic and diluted	5,085,666
Pro forma adjustments to reflect assumed conversion to occur upon the completion of this offering:	
Exercise of redeemable convertible preferred stock warrants	274,590
Conversion of redeemable convertible preferred stock to common stock	24,722,102
Pro forma weighted-average shares of common stock, basic and diluted	<u>30,082,358</u>
Pro forma net loss per share attributable to common stockholders, basic and diluted	<u>\$ (1.55)</u>

### 15. Subsequent Events

The Company evaluated subsequent events from the balance sheet date through September 9, 2020, the date at which these condensed financial statements were issued, and has determined that there were no subsequent events, other than as discussed below, that require further recognition or disclosure in the accompanying condensed financial statements.

#### *SVB Loan and Security Agreement*

On July 2, 2020, the Company entered into a senior secured term loan facility with Silicon Valley Bank (“SVB”) (the “SVB Loan and Security Agreement”), which provides for a \$30.0 million term loan (the “SVB Term Loan”). The Company used the SVB Term Loan to repay in full all amounts due under the Perceptive Term Loan and cash at hand to pay \$1.2 million in early prepayment and exit fees.

The SVB Term Loan matures on November 1, 2025. Payments under the SVB Term Loan are for interest only through May 2023, and then 30 monthly principal and interest from June 2023 until maturity. The SVB Term Loan bears interest at the greater of (A) 0.5% above the Prime Rate as reported in the Wall Street Journal and (B) 3.75%. The Company is obligated to maintain a restricted cash balance greater or equal to the outstanding principal balance of \$30.0 million of the SVB Term Loan.

There is also a final payment equal to 6.75% of the original principal amount of the SVB Term Loan, or approximately \$2.0 million, due at maturity (or any earlier date of optional pre-payment or acceleration of principal due to an event of default). The Company may, at its option, prepay the SVB Term Loan in full, subject to an additional prepayment fee ranging between 1% and 3% of the outstanding principal amount of the SVB

**OUTSET MEDICAL, INC.**  
**Notes to Condensed Financial Statements**

Term Loan. The prepayment fee would also be due and payable in the event of an acceleration of the principal amount of the supplemental term loan due to an event of default. The SVB Term Loan is secured by substantially all of the Company's assets, including all of the capital stock held by the Company, if any (subject to a 65% limitation on pledges of capital stock of foreign subsidiaries), subject to certain exceptions. The SVB Loan and Security Agreement contains customary representations, warranties, affirmative covenants and also contains certain restrictive covenants.

***Reverse Stock Split***

In September 2020, the Company's board of directors approved an amended and restated certificate of incorporation to effect a reverse split of shares of the Company's common stock on a 7.9-for-one basis (the "Reverse Stock Split") effective as of September 8, 2020. The number of authorized shares and the par values of the common stock and redeemable convertible preferred stock were not adjusted as a result of the Reverse Stock Split. In connection with the Reverse Stock Split, the conversion ratio for the Company's outstanding redeemable convertible preferred stock was proportionately adjusted such that the common stock issuable upon conversion of such preferred stock was decreased in proportion to the Reverse Stock Split. All references to common stock and options to purchase common stock share data, per share data and related information contained in the financial statements have been retrospectively adjusted to reflect the effect of the Reverse Stock Split for all periods presented.

**Better  
begins  
now.**

**.Outset**